



TAIPAN

Hydraulic Hose Systems

TAIPAN
Hydraulic Hose Systems

V10.1 | 20
24

PRODUCT
CATALOGUE

TABLE OF CONTENTS

HOSES | PAGE 07

Single Wire Braid.....	13	Fire Suppression.....	29
Double Wire Braid.....	14	Grease.....	30
Compact Single Wire Braid.....	16	Jacking.....	31
Compact Double Wire Braid.....	17	Paint Spray.....	32
Four Wire Spiral.....	19	Power Steering.....	32
Four & Six Wire Spiral.....	21	Stainless PTFE.....	33
Textile Braid.....	23	Suction.....	34
Thermoplastic.....	24	Truck.....	35
Engine Oil.....	29	Waterblast.....	36

ADAPTORS | PAGE 161

Straight.....	179	Plugs.....	244
45 Degree Elbows.....	216	Tee Piece.....	249
90 Degree Elbows.....	223	Tube Fittings Metric.....	260
Caps.....	237	Tube Fittings Imperial.....	277
Cross.....	239	Weld On.....	279
Flange Block / Side Port.....	239		
Flange Clamps & Bolts.....	242		

ACCESSORIES | PAGE 303

Clamps.....	310	O-Ring Kits.....	329
Clamp Accessories.....	316	High Pressure Ball Valves.....	329
Hose Protection.....	317	Taimi Live Swivels.....	331
Seals & O-Rings.....	325	Test Equipment.....	333
Dowty Washer &			

TECHNICAL INFO | PAGE 363

HOSE TAILS | PAGE 39

Single & Double Wire Braid K series	57	Textile Braid H Series	101
Single and Double Wire Braid Field Attachable D Series	83	Thermoplastic J Series	105
Single & Double Wire Braid G Series	90	Four Wire Spiral L Series	113
Suction Hose Low Pressure.....	91	Four & Six Wire Spiral N Series	133
Field Attachable DF Series	96	Stainless PTFE C Series	151
Crimp Hose Tails F Series	99	Waterblast.....	153
		Grease Hose GH Series	154

COUPLERS | PAGE 283

Poppet.....	287	Flat Face Colour Rings.....	297
Poppet Caps, Plugs & Seal Kits.....	289	Screw Together.....	297
Agricultural.....	291	ST Caps, Plugs & Seal Kits.....	298
PBR Interchange.....	292	ST Flat Face.....	299
Nordic Interchange.....	292	ST Flat Face Caps & Plugs.....	300
Flat Face.....	294	Jacking.....	301
Flat Face Caps & Plugs.....	296	Jacking Caps & Plugs.....	301

HOSE ASSEMBLY | PAGE 341

Hand Crimpers.....	346	Crimper Accessories.....	357
Electronic Crimpers.....	350	Hose Assembly Accessories.....	359
Cut Off Saws.....	354		
Flare Tool.....	356		

INDEX | PAGE 377

More than a supplier, a partner.

Match-tested system
specialists with
nation-wide distribution.



WELCOME TO THE TAIPAN FAMILY

Taipan's story began 25 years ago with two brothers running their own mobile hose repair service in Queensland.

Since then the company has grown into a national supplier of world class hydraulic hose systems. We have never forgotten our roots.

Our fast, flexible and responsive service is designed to help our customers pass on an unbeatable service to their customers.

Taipan is a values driven company with an unwavering commitment to quality in everything we do.



TAIPAN ONE-PIECE

Taipan one-piece hose tails are manufactured by world-class specialists who use cutting edge technology to ensure reliability and safety in Australia's harsh industrial and climatic conditions.

One-piece hose tails provide the peace of mind that your collar will not slip out of alignment and that you have the correct ferrule matched to the tail.

The advantage of a quick assembly and no skiving provides Taipan customers a robust and hassle-free solution to hose assembly work.

For feedback on our product range and in-stock performance, please email sales@taipan.com.au



TAIPAN
Hydraulic Hose Systems

SECTION 1 HOSE



Single-Wire Braid Hose

Premium Smooth Cover



SAE100R1 | Page 13

MORE PRODUCTS
COMING SOON

MORE PRODUCTS
COMING SOON

MORE PRODUCTS
COMING SOON

MORE PRODUCTS
COMING SOON

Double-Wire Braid Hose

Premium Smooth Cover



SAE100R2 | Page 14

General Purpose
Wrapped Cover



SAE100R2GP | Page 14

High Temperature



SAE100R2H | Page 15

High Pressure



SAE100R19 | Page 15

MORE PRODUCTS
COMING SOON


Compact Single-Wire Braid Hose

Compact Single-Braid
Smooth Cover



SAE100R17 | Page 16

Fire Suppression



100R17RFS | Page 29

MORE PRODUCTS
COMING SOON

MORE PRODUCTS
COMING SOON

MORE PRODUCTS
COMING SOON

Compact Double-Wire Braid Hose

Premium Smooth Cover



SAE100R16 & SAE100R16TW
Page 17

General Purpose



SAE100R16GP | Page 17

High Temperature



SAE100R16H | Page 18

Extreme Condition






TX2 | Page 18




MORE PRODUCTS
COMING SOON






Four-Wire Spiral Hose

<p>Premium Superflex Half Bend Radius</p>  <p>SAE100R125F Page 19</p>	<p>Premium Standard</p>  <p>SAE100R12 Page 19</p>	<p>Extreme Condition</p>  <p>TX4000 Page 20</p>	<p>MORE PRODUCTS COMING SOON</p>	<p>MORE PRODUCTS COMING SOON</p>
--	--	--	--------------------------------------	--------------------------------------

Four & Six-Wire Spiral Hose

<p>5000PSI</p>  <p>SAE100R13 Page 21</p>	<p>Premium 6000PSI</p>  <p>SAE100R15 Page 21</p>	<p>Extreme Condition</p>  <p>TX6000 Page 22</p>	<p>MORE PRODUCTS COMING SOON</p>	<p>MORE PRODUCTS COMING SOON</p>
--	---	--	--------------------------------------	--------------------------------------

Textile Braid Hose





<p>Premium Smooth Cover</p>  <p>SAE100R6 Page 23</p>	<p>High Temperature</p>  <p>SAE100R6H Page 23</p>	<p>Fire Suppression</p>  <p>SAE100R6RFS Page 29</p>	<p>MORE PRODUCTS COMING SOON</p>	<p>MORE PRODUCTS COMING SOON</p>
---	--	--	--------------------------------------	--------------------------------------

Thermoplastic Hose











<p>Black Conductive Single and Twin Line</p>  <p>SAE100R7 & SAE100R7TW Page 24</p>	<p>Orange Non-Conductive Single and Twin Line</p>  <p>SAE100R7NC & SAE100R7NCTW Page 25</p>	<p>Black Conductive Single and Twin Line</p>  <p>SAE100R8 & SAE100R8TW Page 26</p>	<p>Orange Non-Conductive Single and Twin Line</p>  <p>SAE100R8NC & SAE100R8NCTW Page 27</p>	<p>Black Low-Temperature Twin Line</p>  <p>SAE100R18TWLT Page 28</p>
---	--	---	--	---

Can't find what you're looking for?
1300 654 782



High-Temperature Hose

<p>High-Temperature Double-Wire Braid</p>  <p>SAE100R2H Page 15</p>	<p>High-Temperature Compact Double-Wire Braid</p>  <p>SAE100R16H Page 17</p>	<p>High-Temperature Single-Wire Braid</p>  <p>SAE100R5H Page 35</p>	<p>High-Temperature Textile Braid</p>  <p>SAE100R6H Page 23</p>	<p>MORE PRODUCTS COMING SOON</p>
--	---	--	--	----------------------------------

Accessory Hose

<p>Engine Oil Hose</p>  <p>100R1E0 Page 29</p>	<p>Single-Braid Engine Oil</p>  <p>100R1E0 Page 29</p>	<p>Fire Suppression Hose</p>  <p>100R17RFS Page 29</p>	<p>Fire Suppression</p>  <p>SAE100R6RFS Page 30</p>	<p>Fire Suppression</p>
<p>Grease Hose</p>  <p>GH8.3 Page 30</p>	<p>Premium Grease Line</p>  <p>GH8.3 Page 30</p>	<p>Jacking Hose</p>  <p>SAE100R2J Page 31</p>	<p>10,000PSI Jacking</p>  <p>SAE100R2J Page 31</p>	<p>MORE PRODUCTS COMING SOON</p>
<p>Paint Spray Hose</p>  <p>PSH1 Page 32</p>	<p>Single-Braid Paint Spray</p>  <p>PSH1 Page 32</p>	<p>MORE PRODUCTS COMING SOON</p>	<p>MORE PRODUCTS COMING SOON</p>	<p>MORE PRODUCTS COMING SOON</p>

Accessory Hose

<p>Power Steering Hose</p>	<p>Power Steering Hose</p>  <p>SAE1188 Page 32</p>	<p>Stainless PTFE</p>	<p>PTFE Smooth Bore</p>  <p>SAE100R14 Page 33</p>	<p>PTFE Convuluted</p>  <p>SAE100R14-C Page 33</p>
<p>Suction Hose</p>	<p>Premium Suction</p>  <p>SAE100R4 Page 34</p>	<p>Truck Hose</p>	<p>High Temperature</p>  <p>SAE100R5H Page 35</p>	<p>MORE PRODUCTS COMING SOON</p>
<p>Waterblast Hose</p>	<p>Single-Braid Pressure Clean</p>  <p>SAE100R1PWH Page 36</p>	<p>Double-Braid Pressure Clean</p>  <p>SAE100R2PWH Page 36</p>	<p>MORE PRODUCTS COMING SOON</p>	<p>MORE PRODUCTS COMING SOON</p>



SIMPLIFY REPEAT ORDERS

Do you regularly order the same combination of hose assemblies, adaptors and accessories to supply in kit form?

Take the hassle out of ordering multiple components individually by registering the whole set on Taipan's database as a complete Hose System Kit.

- Each Hose System Kit will contain the exact components catered to your specifications
- Your Hose System Kit will be given its own part number

- Instead of ordering components individually, just quote your kit's part number
- Order as many kits as you need or establish a timetable for ongoing regular deliveries

Want to find out how?
Email us: sales@taipan.com.au



TAIPAN
Hydraulic Hose Systems

Single-Wire Braid Hose

SAE100R1 - Premium Smooth Cover

Construction:

- Inner Tube; *Synthetic rubber.*
- Reinforcement; *One braid of high-tensile steel wire.*
- Outer Cover; *Oil, weather and abrasion resistant synthetic rubber - Black. MSHA cover.*



Part Number	Size (In)	ID (MM)	OD (MM)	Working PSI	Min Burst Pressure (PSI)	Min Bend Radius (MM)	Reel Length (M)	Weight KG/M
100R1-03	3/16	4.8	12.1	3000	12000	90	130	0.20
100R1-04	1/4	6.4	13.5	3270	13080	100	130	0.22
100R1-06	3/8	9.5	17.1	2610	10440	125	100	0.30
100R1-08	1/2	12.7	20.3	2320	9280	180	100	0.39
100R1-10	5/8	15.9	23.9	1890	7560	205	50	0.50
100R1-12	3/4	19.0	27.8	1520	6080	240	50	0.64
100R1-16	1	25.4	35.5	1280	5120	300	50	0.83
100R1-20	1 1/4	31.7	42.8	900	3600	420	20	1.20
100R1-24	1 1/2	38.1	49.5	740	2960	500	20	1.50
100R1-32	2	50.8	61.4	580	2320	630	20	1.95

Specifications: Non-Skive, meets or exceeds SAE J517 100R1, EN853.

Application: High-pressure service with petroleum-based hydraulic fluids, water-glycol and water-oil fire resistant hydraulic fluids, hot oil grease, lubricants, crude and fuel oils.

Air Application: For air and inert gas applications above 100PSI the cover should be pinpricked.

Temperature Range: -40°C to +100°C

Couplings: **K series**- See pg. 57-83, **D series with D1 shells** - See pg. 83-89

Approvals: See Standards Chart pg. 370

Double-Wire Braid Hose

SAE100R2 - Premium Smooth Cover

Construction:

- Inner Tube; *Synthetic rubber.*
- Reinforcement; *Two braids of special high-tensile steel wire separated by a synthetic rubber layer.*
- Outer Cover; *Oil, weather and abrasion resistant synthetic rubber - Black. MSHA cover.*



Part Number	Size (In)	ID (MM)	OD (MM)	Working PSI	Min Burst Pressure (PSI)	Min Bend Radius (MM)	Reel Length (M)	Weight KG/M
100R2-04	1/4	6.4	14.6	5800	23200	100	130	0.33
100R2-05	5/16	7.9	16.7	5080	20320	115	90	0.41
100R2-06	3/8	9.5	18.7	5000 (LR 4790)	20000	125	100	0.50
100R2-08	1/2	12.7	22.0	4257 (LR 3990)	17028	180	100	0.60
100R2-10	5/8	15.9	25.3	3630	14520	205	50	0.75
100R2-12	3/4	19.0	29.0	3120	12480	240	50	0.88
100R2-16	1	25.4	37.0	2500 (LR 2390)	10000	300	50	1.37
100R2-20	1 1/4	31.8	45.2	1840	7360	420	20	1.20
100R2-24	1 1/2	38.1	51.5	1320	5280	500	20/60	1.50
100R2-32	2	50.8	64.0	1170	4680	630	20	1.95

Specifications: Non-Skive, meets or exceeds SAE J517 100R2, EN853, ISO6805.

Application: High-pressure service with petroleum-based hydraulic fluids, water-glycol and water-oil fire resistant hydraulic fluids, hot oil grease, lubricants, crude and fuel oils.

Air Application: For air and inert gas applications above 100PSI the cover should be pinpricked.

Temperature Range: -40°C to +100°C

Couplings: **K series-** See pg. 57-83, **D series with D2 shells-** See pg. 83-89

Approvals: See Standards Chart pg. 370

LR= Lloyd's Register approved pressure.

SAE100R2GP - General Purpose Wrapped Cover

Construction:

- Inner Tube; *Synthetic rubber.*
- Reinforcement; *Two braids of high-tensile copper clad wire separated by a synthetic rubber layer.*
- Outer Cover; *Oil, weather and abrasion resistant synthetic rubber - Black.*



Part Number	Size (In)	ID (MM)	OD (MM)	Working PSI	Min Burst Pressure (PSI)	Min Bend Radius (MM)	Reel Length (M)	Weight KG/M
100R2GP-04	1/4	6.4	15.0	5800	23200	100	100	0.35
100R2GP-06	3/8	9.5	18.7	4785	19140	127	100	0.50
100R2GP-08	1/2	12.7	22.2	3988	17028	178	100	0.62
100R2GP-10	5/8	15.9	25.3	3625	14400	203	100	0.72
100R2GP-12	3/4	18.9	29.6	3118	12470	240	70	0.92
100R2GP-16	1	25.4	37.1	2393	9570	300	70	1.30

Specifications: Non-Skive, EN853, 2SN & SAE J517 100R2.

Application: Medium to high-pressure hydraulic lines. Suitable for petroleum-based hydraulic fluids, synthetic esters, biodegradable hydraulic fluids, water-glycol based fluids and air.

Air Application: For air and inert gas applications above 100PSI the cover should be pinpricked.

Temperature Range: -40°C to +100°C

Couplings: **K series-** See pg. 57-83, **D series with D2 shells-** See pg. 83-89

Approvals: See Standards Chart pg. 370

Double-Wire Braid Hose

SAE100R2H - High-Temperature

Construction:

- Inner Tube; *Synthetic rubber.*
- Reinforcement; *Two braids of high-tensile steel wire separated by a synthetic rubber layer.*
- Outer Cover; *Oil, weather and abrasion resistant synthetic rubber - Blue.*



Part Number	Size (In)	ID (MM)	OD (MM)	Working PSI	Min Burst Pressure (PSI)	Min Bend Radius (MM)	Reel Length (M)	Weight KG/M
100R2H-20	1 1/4	31.8	47.8	1800	7200	420	20	2.16
100R2H-24	1 1/2	38.1	54.2	1300	5200	500	20	2.48
100R2H-32	2	50.8	67.0	1150	4600	630	20	3.08

Specifications: Non-Skive, meets or exceeds SAE J517 100R2, EN853, 2SN.

Application: High-temperature hose at high-pressure for hydraulic applications. Meets or exceeds SAE 100R2 performance. Suitable for the passage of mineral and vegetable oils, water-based solutions, water, air and inert gases.

Air Application: For air and inert gas applications above 100PSI the cover should be pinpricked.

Temperature Range: -40°C to +135°C (discontinuous 150°C), for air, not higher than 121°C

Couplings: K series- See pg. 57-83.

Approvals: See Standards Chart pg. 370

SAE100R19 - High Pressure

Construction:

- Inner Tube; *Synthetic rubber.*
- Reinforcement; *Two high-tensile steel wire braids.*
- Outer Cover; *Oil, weather and abrasion resistant synthetic rubber - Black.*



Part Number	Size (In)	ID (MM)	OD (MM)	Working PSI	Min Burst Pressure (PSI)	Min Bend Radius (MM)	Reel Length (M)	Weight KG/M
100R19-10	5/8	15.9	23.8	4100	16400	100	60	0.65
100R19-12	3/4	19.0	27.8	4100	16400	120	60	0.80
100R19-16	1	25.4	37	4100	16400	150		1.25

Specifications: Non-Skive, meets SAE J517 100R19.

Application: High-pressure hose with improved impulse cycles and greater performance. Suitable for passage of mineral and vegetable oils, water-based solutions and inert gases.

Air Application: For air and inert gas applications above 100PSI the cover should be pinpricked.

Temperature Range: Continuous: -40°C to +100°C (intermittent to 120°C)

Couplings: K series- See pg. 57-83.

Approvals: See Standards Chart pg. 370

Compact Single-Wire Braid Hose

SAE100R17 - Compact Smooth Cover

Construction:

- Inner Tube; *Polyester.*
- Reinforcement; *One braid of high tensile steel wire.*
- Outer Cover; *Synthetic rubber, weather and abrasion resistant - Black.*



Part Number	Size (In)	ID (MM)	OD (MM)	Working PSI	Min Burst Pressure (PSI)	Min Bend Radius (MM)	Reel Length (M)	Weight KG/M
100R17-04	1/4	6.4	12.4	3045	12180	45	100	0.22
100R17-06	3/8	9.6	16.2	3045	12180	50	100	0.40

Specifications: Meets SAE 100R17 performance.

Application: Recommended for medium-pressure hydraulic applications, mobile and industrial equipment, forklifts. Suitable for hydraulic systems with petroleum and water-based fluids.

Air Application: For air and inert gas applications above 100PSI the cover should be pinpricked.

Temperature Range: -20°C to +100°C

Couplings: **K series-** See pg. 57-83, **D series with D17 shells-** See pg. 83-89

Approvals: See Standards Chart pg. 370



Compact Double-Wire Braid Hose

SAE100R16 & SAE100R16 Twin Line - Premium Smooth Cover

Construction:

- Inner Tube; *Synthetic rubber.*
- Reinforcement; *Two high-tensile steel wire braids.*
- Outer Cover; *Oil, weather and abrasion resistant synthetic rubber outer cover - Black. MSHA cover.*



Part Number	Size (In)	ID (MM)	OD (MM)	Working PSI	Min Burst Pressure (PSI)	Min Bend Radius (MM)	Reel Length (M)	Weight KG/M
100R16-04	1/4	6.4	13.2	5000	20000	50	100	0.22
100R16-06	3/8	9.5	17.3	4000	16000	63	100	0.30
100R16-08	1/2	12.7	20.8	3500	14000	90	100	0.39
100R16TW-06	3/8	10.0	17.1	5075	20300	70	100	0.836
100R16TW-08	1/2	12.7	20.5	4495	17980	80	-	1.042

Specifications: Non-Skive, compact two wire with improved working pressure and bend radius.

Application: Hydraulic system serviced with petroleum and water-based fluids.

Air Application: For air and inert gas applications above 100PSI the cover should be pinpricked.

Temperature Range: Continuous -40°C to +100°C

Couplings: K series- See pg. 57-83

Approvals: See Standards Chart pg. 370

TW= Twin Line

SAE100R16GP - General Purpose

Construction:

- Inner Tube; *Synthetic rubber.*
- Reinforcement; *Two braids of high tensile flexible wire separated by synthetic rubber layer.*
- Outer Cover; *Oil, weather and abrasion resistant synthetic rubber - Black MSHA cover*



Part Number	Size (In)	ID (MM)	OD (MM)	Working PSI	Min Burst Pressure (PSI)	Min Bend Radius (MM)	Reel Length (M)	Weight KG/M
100R16GP-04	1/4	6.4	13.2	5800	23200	50	100	0.30
100R16GP-06	3/8	9.5	17.0	4785	19140	65	100	0.42
100R16GP-08	1/2	12.7	20.5	4000	16000	90	100	0.54
100R16GP-10	5/8	15.9	24.0	3625	14500	100	100	0.68
100R16GP-12	3/4	18.9	28.0	3120	12480	120	70	0.80
100R16GP-16	1	25.4	35.3	2400	9600	150	70	1.15

Specifications: Non-Skive, EN857 2SC & SAE J517 100R16.

Application: Medium to high pressure hydraulic lines. Suitable for petroleum-based hydraulic fluids, synthetic esters, biodegradable hydraulic fluids, water-glycol based fluids and air.

Air Application: For air and inert gas applications above 100PSI the cover should be pinpricked.

Temperature Range: -40°C to +100°C

Couplings: K series- See pg. 57-83

Approvals: See Standards Chart pg. 370

Compact Double-Wire Braid Hose

TX2 - Extreme Condition

Construction:

- Inner Tube; Synthetic rubber resistant against hydraulic fluids HL, HLP, HLPD, HVLP, HFA, HFAS, HFB, HFC.
- Reinforcement; Two braids of high-tensile steel wire.
- Outer Cover; Synthetic rubber. 10 times abrasion resistance, 700 hour ozone resistance, weather, salt water resistance. Flame retardant & MSHA approved. Black.



Part Number	Size (In)	ID (MM)	OD (MM)	Working PSI	Min Burst Pressure (PSI)	Min Bend Radius (MM)	Reel Length (M)	Weight KG/M
TX2-04	1/4	6.6	13.4	6525	26100	45	215	0.27
TX2-06	3/8	9.9	16.8	5585	22340	65	140	0.38
TX2-08	1/2	13.0	20.5	5075	20300	90	100	0.52
TX2-10	5/8	16.4	23.7	4205	16820	100	160	0.61
TX2-12	3/4	19.5	27.7	4060	16240	120	130	0.79
TX2-16	1	26.0	35.6	2900	11600	150	85	1.15

Specifications: Non-Skive, meets and exceeds EN857, SAE J517 100R16 exceeds 100R19 (-04-12).

Application: Hydraulic systems serviced with petroleum and water-based fluids. For use where a tighter bend radius is required and/or exposure to harsh conditions.

Air Application: For air and inert gas applications above 100PSI the cover should be pinpricked.

Temperature Range: -40°C to 100°C. Max 120°C intermittent.

Couplings: K series- See pg. 57-83

Approvals: See Standards Chart pg. 370

SAE100R16H - High Temperature

Construction:

- Inner Tube; Synthetic rubber.
- Reinforcement; Two high-tensile steel wire braids.
- Outer Cover; Oil, weather and abrasion resistant synthetic rubber- Blue.



Part Number	Size (In)	ID (MM)	OD (MM)	Working PSI	Min Burst Pressure (PSI)	Min Bend Radius (MM)	Reel Length (M)	Weight KG/M
100R16H-04	1/4	6.4	13.4	5800	23200	50	RL	0.30
100R16H-06	3/8	9.5	17.3	4800	19200	65	RL	0.40
100R16H-08	1/2	12.7	20.5	4000	16000	90	RL	0.50
100R16H-10	5/8	15.9	24.2	3600	14400	100	RL	0.65
100R16H-12	3/4	19.0	27.8	3000	12000	120	RL	0.85
100R16H-16	1	25.4	34.7	2400	9600	150	RL	1.15

Specifications: Non-Skive, meets or exceeds SAE 100R16, EN857, 25C.

Application: High-temperature hose with extreme flexibility. Recommended for hydraulic applications where a tighter bend radius is needed. Suitable for the passage of mineral and vegetable oils, water-based solutions, water, air and inert gases.

Air Application: For air and inert gas applications above 100PSI the cover should be pinpricked.

Temperature Range: -40°C to +135°C (discontinuous 150°C), for air, not higher than 121°C

Couplings: K series- See pg. 57-83

Approvals: See Standards Chart pg. 370


For Reel Length, RL = Random Length

Four-Wire Spiral Hose

SAE100R12SF - Premium Superflex Half Bend Radius 4000PSI

Construction:

- Inner Tube; *Synthetic rubber.*
- Reinforcement; *Four layers of high-tensile steel spirals.*
- Outer Cover; *Synthetic rubber resistant to oils, MSHA cover with 720 hrs ozone resistance & 2 times abrasion resistance.*
- *Reduced bend radius.*



Part Number	Size (In)	ID (MM)	OD (MM)	Working PSI	Min Burst Pressure (PSI)	Min Bend Radius (MM)	Reel Length (M)	Weight KG/M
100R12SF-12	3/4	19.0	30.0	4100	16400	120	60	1.10
100R12SF-16	1	25.4	37.0	4100	16400	150	60	1.40
100R12SF-20	1 1/4	31.8	44.6	4100	16400	210	60	2.50
100R12SF-24	1 1/2	38.1	51.6	4100	16400	290	45	3.10

Specifications: Non-Skive, flame resistant cover.

Applications: Very high-pressure hose, super flexible high performance with half bend radius of SAE 100R12. Higher flexibility compared with conventional spiral hoses. Tested over 1,000,000 impulse cycles at 133% of working pressure. Suitable for the passage of mineral and vegetable oils, water-based solutions, water, air and inert gases.

Temperature Range: Continuous -40°C to +121°C (Intermittent to 125°C).


Couplings: L series- See pg. 113-132

Approvals: See Standards Chart pg. 370

SAE100R12 - Premium Standard

Construction:

- Inner Tube; *Synthetic rubber.*
- Reinforcement; *Four layers of high-tensile steel spirals.*
- Outer Cover; *Synthetic rubber resistant to oils, weather and abrasion - Black. MSHA cover.*



Part Number	Size (In)	ID (MM)	OD (MM)	Working PSI	Min Burst Pressure (PSI)	Min Bend Radius (MM)	Reel Length (M)	Weight KG/M
100R12-24	1 1/2	38.1	53.3	4200	16800	560	45	3.30
100R12-32	2	51.1	67.3	3625	14500	700	60	4.94

Specifications: Non-Skive, flame resistant cover.

Application: High-pressure hose, exceeds SAE 100R12. Higher flexibility compared with conventional spiral hoses. Suitable for the passage of mineral and vegetable oils, water-based solutions, water, air and inert gases.

Temperature Range: Continuous -40°C to +100°C (Intermittent to 120°C).

Couplings: L series- See pg. 113-132

Approvals: See Standards Chart pg. 370

Refer to 100R12SF for additional sizes.

Four-Wire Spiral Hose

TX4000 - Extreme Condition

Construction:

- Inner Tube; *Synthetic rubber.*
- Reinforcement; *Four layers of high-tensile steel spirals.*
- Outer Cover; *Synthetic rubber resistant to oils, weather and abrasion resistant - Black. MSHA cover. 10 times abrasion resistance with improved resistance to ozone & UV.*
- *1/2 Bend Radius Hose*



Part Number	Size (In)	ID (MM)	OD (MM)	Working PSI	Min Burst Pressure (PSI)	Min Bend Radius (MM)	Reel Length (M)	Weight KG/M
TX4000-06	3/8	9.5	19.7	4100	16400	65	60	0.60
TX4000-08	1/2	12.7	22.7	4100	16400	90	60	0.80
TX4000-12	3/4	19.0	30.0	4100	16400	120	60	1.10
TX4000-16	1	25.4	37.0	4100	16400	150	60	1.40

Specifications: Non-Skive, flame resistant cover. SAE J517.

Application: Very high-pressure hose, high performance with half bend radius of SAE 100R12. Higher flexibility compared with conventional spiral hoses. Tested over 1,000,000 impulse cycles at 33% more than working pressure. Suitable for the passage of mineral and vegetable oils, water-based solutions, water, air and inert gases. For use in harsh conditions.

Temperature Range: Continuous -40°C to +121°C (Intermittent to 125°C)

Couplings: L series- See pg. 113-132

Approvals: See Standards Chart pg. 370




Four & Six-Wire Spiral Hose

SAE100R13 - 5000PSI

Construction:

- Inner Tube; *Oil resistant synthetic rubber.*
- Reinforcement; *Four* plies of spirally wrapped high-tensile wire.*
- Outer Cover; *Synthetic rubber resistant to oils, weather and abrasion resistant - Black. MSHA cover.*



Part Number	Size (In)	ID (MM)	OD (MM)	Working PSI	Min Burst Pressure (PSI)	Min Bend Radius (MM)	Reel Length (M)	Weight KG/M
100R13-12	3/4	19.0	31.3	5000	20000	280	20	1.50
100R13-16	1	25.4	38.5	5000	20000	340	20	2.20

Specifications: Non-Skive, meets SAE J517 100R13, EN856 R13.

Application: Extra high-pressure service with petroleum-based hydraulic fluids.

Temperature Range: -40°C to + 121°C


Couplings: N series- See pg. 133-150

Approvals: See Standards Chart pg. 370

SAE100R15 - Premium 6000PSI

Construction:

- Inner Tube; *Synthetic rubber.*
- Reinforcement; *Four* or six** plies of spirally wrapped high-tensile wire.*
- Outer Cover; *Synthetic rubber resistant to oils, abrasion and weather conditions - Black. MSHA cover.*



Part Number	Size (In)	ID (MM)	OD (MM)	Working PSI	Min Burst Pressure (PSI)	Min Bend Radius (MM)	Reel Length (M)	Weight KG/M
100R15-06	3/8	9.5	20.0	6100	24400	65	60	0.65
100R15-08	1/2	12.7	23.0	6100	24400	90	60	0.85
100R15-10	5/8	16.0	26.6	6100	24400	100	60	1.00
100R15-12	3/4	19.0	30.6	6100	24400	120	60	1.50
100R15-16	1	25.4	37.8	6100	24400	150	60	2.00
100R15-20	1 1/4	31.8	49.3	6100	24400	300	60	3.55
100R15-24	1 1/2	38.1	57.0	6100	24400	350	60	4.65
100R15-32*	2	51.0	70.5	6000	24000	650	60	6.5

Specifications: Non-Skive, exceeds SAE J517 100R15.

Application: Very high-pressure hose, with high performance and half bend radius of the SAE 100R15 standard. Higher flexibility compared with conventional spiral hoses. Tested to over 1,000,000 impulse cycles at 133% of working pressure from -06 to -12 and 120% working pressure from -16 to -32, more than twice that required by SAE J517, EN856 or ISO 3862-1. Suitable for the passage of mineral and vegetable oils, water-based solutions, water, air and inert gases.

Temperature Range: -40°C to + 121°C (intermittent to 125°C)

Couplings: L Series -06,-08 - See pg. 113-132

N Series -10 to -32 -See pg. 133-150

Approvals: See Standards Chart pg. 370

Note:

*Four spirals -06 to-16


**Six spirals -20 to-32

Four & Six-Wire Spiral Hose

TX6000 - Extreme Condition

Construction:

- Inner Tube; Synthetic rubber resistant against hydraulic fluids HL, HLP, HLPD, HVLP, HFA, HFAS, HFB, HFC & biodegradable hydraulic fluid.
- Reinforcement; Four (4S) or six (6S) high-tensile steel wire.
- Outer Cover; Synthetic rubber. 10 times abrasion resistance, 700 hour ozone resistance, weather, salt water resistance. Flame retardant & MSHA approved. Black.



Part Number	Size (In)	ID (MM)	OD (MM)	Working PSI	Min Burst Pressure (PSI)	Min Bend Radius (MM)	Reel Length (M)	Weight KG/M
TX6000-06	3/8	9.9	20.2	6090	24360	65	100	0.67
TX6000-08	1/2	13	22.9	6090	24360	90	100	0.78
TX6000-10	5/8	16.4	26.5	6090	24360	100	100	1.05
TX6000-12	3/4	19.5	30.5	6090	24360	120	100	1.46
TX6000-16	1	25.9	37.5	6090	24360	150	100	1.94
TX6000-20	1 1/4	32.5	47.3	6090	24360	400	40	3.77

Specifications: Non-Skive, meets ISO 18752-CC exceeds SAE 100R15.

Application: Very high-pressure hose, high performance with reduced bend radius. Higher flexibility compared with conventional spiral hoses. Suitable for the passage of mineral and vegetable oils, water-based solutions, water, air and inert gases. For use in harsh conditions.

Temperature Range: Continuous -40°C to +121°C

Couplings: N series- See pg. 133-150, L series- See pg. 113-132

Approvals: See Standards Chart pg. 370

Note:

*Four spirals -06 to -20

**Six spirals -24 to -32



Textile Braid Hose

SAE100R6 - Premium Smooth Cover

Construction:

- Inner Tube; Oil resistant synthetic rubber tube.
- Reinforcement; Two textile braids.
- Outer Cover; Synthetic oil and weather resistant rubber - Black.



Part Number	Size (In)	ID (MM)	OD (MM)	Working PSI	Min Burst Pressure (PSI)	Min Bend Radius (MM)	Reel Length (M)	Weight KG/M
100R6-03	3/16	4.8	12.1	580	2320	64	100	0.16
100R6-04	1/4	6.4	13.5	580	2320	65	100	0.17
100R6-05	5/16	7.9	15.9	580	2320	75	100	0.19
100R6-06	3/8	9.5	17.1	580	2320	75	100	0.22
100R6-08	1/2	12.7	20.0	510	2040	100	100	0.30
100R6-10	5/8	15.9	23.5	510	2040	125	50	0.32
100R6-12	3/4	19.0	27.8	510	2040	150	50	0.44
100R6-16	1	25.4	35.2	510	2040	170	50	0.58

Specifications: Exceeds SAE J517 100R6 performance.

Application: Medium-pressure service with petroleum-based hydraulic fluids, water-glycol and water-oil fire resistant hydraulic fluids.

Air Application: For air and inert gas applications above 100PSI the cover should be pinpricked.

Temperature Range: -40°C to +100°C

Couplings: H series- See pg. 101-104

Approvals: See Standards Chart pg. 370

SAE100R6H - High Temperature

Construction:

- Inner Tube; Oil resistant synthetic rubber tube.
- Reinforcement; One high resistant textile braid.
- Outer Cover; Blue synthetic rubber resistant to oils, abrasion and weather condition.



Part Number	Size (In)	ID (MM)	OD (MM)	Working PSI	Min Burst Pressure (PSI)	Min Bend Radius (MM)	Reel Length (M)	Weight KG/M
100R6H-04	1/4	6.4	12.6	400	1600	65	100	0.08
100R6H-05	5/16	7.9	14.2	400	1600	75	100	0.10
100R6H-06	3/8	9.5	15.8	400	1600	75	100	0.13
100R6H-08	1/2	12.7	19.8	400	1600	100	100	0.15
100R6H-10	5/8	15.9	23.1	350	1400	125	50	0.17
100R6H-12	3/4	19.0	26.5	300	1200	150	50	0.21

Specifications: Meets or exceeds SAE J517 100R6 performance.

Application: High-temperature low-pressure hose for hydraulic applications.

Suitable for passage of mineral and vegetable oils, water-based solutions, water, air and inert gases.

Temperature Range: -40°C to +150°C

Air Application: For air applications temperature should not exceed 121°C

Couplings: H series- See pg 101-104.


Approvals: See Standards Chart pg. 370

Thermoplastic Hose

SAE100R7 & SAE100R7TW

Construction:

- Inner Tube; Polyester elastomer.
- Reinforcement; One or two braids of synthetic fibre.
- Outer Cover; Polyurethane, pinpricked - Black.



Part Number	Size (In)	ID (MM)	OD (MM)	Working PSI	Min Burst Pressure (PSI)	Min Bend Radius (MM)	Reel Length (M)	Weight KG/M
100R7-02	1/8	4.0	8.3	3000	12000	25	100	0.045
100R7-03	3/16	5.0	9.6	3000	12000	25	100	0.06
100R7-04	1/4	6.5	12.2	3000	12000	35	100	0.10
100R7-06	3/8	9.7	16.0	2300	9200	55	100	0.15
100R7-08	1/2	13.0	20.3	2000	8000	75	100	0.22
100R7TW-04	1/4	6.5	12.2	3000	12000	35	100	0.20
100R7TW-06	3/8	9.7	16.0	2300	9200	55	100	0.29
100R7TW-08	1/2	13	20.3	2000	8000	75	100	0.44

Specifications: Meets or exceeds SAE 100R7, EN855, ISO3949.

Application: Medium-pressure hose suitable for hydraulic applications with increased resistance to abrasion. For use with petroleum synthetic or water-based hydraulic fluids in hydraulic systems. Suitable for general fluid power transmissions like earthmoving, agricultural machinery, forklifts and trucks. Also suitable for many industrial gases.

Vacuum Rating: 0.93Bar, 700MM Hg (-13.5PSI; 27.5 inch Hg).

Temperature Range: -40°C to +100°C. Not to exceed +70°C for air and water-based fluids.

Couplings: J series- See pg. 105-112

Approvals: See Standards Chart pg. 370

TW= Twin Line

Thermoplastic Hose

SAE100R7 & SAE100R7TW - Non-Conductive



Construction:

- Inner Tube; Polyester elastomer.
- Reinforcement; One braid of synthetic fibre.
- Outer Cover; Polyurethane, **NOT** pinpricked - Orange.

Part Number	Size (In)	ID (MM)	OD (MM)	Working PSI	Min Burst Pressure (PSI)	Min Bend Radius (MM)	Reel Length (M)	Weight KG/M
100R7NC-03	3/16	5.0	9.6	3000	12000	25	100	0.06
100R7NC-04	1/4	6.5	12.2	3000	12000	35	100	0.10
100R7NC-05	5/16	8.1	14.3	2700	10800	45	100	0.13
100R7NC-06	3/8	9.7	16.0	2300	9200	55	100	0.15
100R7NC-08	1/2	13.0	20.3	2000	8000	75	100	0.22
100R7NCTW-06	3/8	9.7	16.0	2300	9200	55	100	0.29

Specifications: Meets or exceeds SAE 100R7, EN855, ISO3949.

Application: Medium-pressure hose suitable for petroleum or synthetic-based hydraulic fluids used in hydraulic applications requiring electrical high insulation or non-conductivity in high-tension environments e.g. near power lines.

Air Application: For air and inert gas applications above 100PSI the cover should be pinpricked.

Vacuum Rating: 0.93Bar, 700MM Hg (-13.5PSI; 275 inch Hg).

Temperature Range: -40°C to +100°C. Not to exceed +70°C for air and water-based fluids.

Couplings: J series- See pg. 105-112

Approvals: See Standards Chart pg. 370

TW= Twin Line

Thermoplastic Hose

SAE100R8 & SAE100R8TW

Construction:

- Inner Tube; *Polyester elastomer.*
- Reinforcement; *One or two braids of aramid fibre.*
- Outer Cover; *Polyurethane, pinpricked - Black.*



Part Number	Size (In)	ID (MM)	OD (MM)	Working PSI	Min Burst Pressure (PSI)	Min Bend Radius (MM)	Reel Length (M)	Weight KG/M
100R8-02	1/8	4.0	8.0	6000	24000	25	100	0.034
100R8-03	3/16	5.0	8.9	5000	20000	30	100	0.05
100R8-04	1/4	6.5	11.5	5000	20000	50	100	0.09
100R8-06	3/8	9.7	15.5	4000	16000	60	100	0.14
100R8-08	1/2	13.0	19.9	3500	14000	80	100	0.20
100R8-12	3/4	19.5	26.9	2300	9200	150	100	0.32
100R8-16	1	25.9	34.2	2000	8000	200	44	0.44
100R8TW-04	1/4	6.5	11.5	5000	20000	50	100	0.17
100R8TW-06	3/8	9.7	15.5	4000	16000	60	100	0.27
100R8TW-08	1/2	13.0	19.9	3500	14000	80	100	0.40

Specifications: Meets or exceeds SAE 100R8, EN855, ISO3949. Hoses also meets standards SAE J517, J343.

Application: High-pressure hose suitable for use with petroleum synthetic or water-based hydraulic fluids with increased resistance to abrasion and very low expansion. Suitable for general fluid power transmissions like earthmoving, agricultural machinery, forklift trucks and other high-pressure equipment. Also suitable for many industrial gases.

Vacuum Rating: 0.93Bar, 700MM Hg (-13.5PSI: 27.5 inch Hg).

Temperature Range: -40°C to +100°C. Not to exceed +70°C for air and water-based fluids.

Couplings: J series- See pg. 105-1112

Approvals: See Standards Chart pg. 370

TW= Twin Line



Thermoplastic Hose

SAE100R8 & SAE100R8TW - Non-Conductive

Construction:

- Inner Tube; Polyester elastomer.
- Reinforcement; One or two braids of aramid fibre.
- Outer Cover; Polyurethane, **NOT** pinpricked - Orange.



Part Number	Size (In)	ID (MM)	OD (MM)	Working PSI	Min Burst Pressure (PSI)	Min Bend Radius (MM)	Reel Length (M)	Weight KG/M
100R8NC-04	1/4	6.5	11.5	5000	20000	50	100	0.09
100R8NC-06	3/8	9.7	15.5	4000	16000	60	100	0.14
100R8NC-08	1/2	13.0	19.9	3500	14000	80	100	0.20
100R8NCTW-04	1/4	6.5	11.5	5000	20000	50	100	0.17
100R8NCTW-06	3/8	9.7	15.5	4000	16000	60	100	0.135
100R8NCTW-08	1/2	13	19.9	3500	14000	80	100	0.20

Specifications: Meets or exceeds SAE 100R8, EN855, ISO3949. Hose also meets standards SAE J517, J343 and EN855 for non-conductivity where maximum electrical leakage shall not exceed 50uA when a 152MM sample is subject to 375 KV for 5 minutes equivalent to 250KV/meter.

Application: High-pressure hose suitable for use with petroleum synthetic or water-based hydraulic fluids used in hydraulic applications requiring electrical high insulation or non-conductivity in high-tension environment e.g. near electrical power lines.

Air Application: For air and inert gas applications above 100PSI the cover should be pinpricked.

Vacuum Rating: 0.93Bar, 700MM Hg (-13.5PSI: 27.5 inch Hg).

Temperature Rating: -40°C to +100°C. Not to exceed +70°C for air and water-based fluids.

Couplings: J series- See pg. 105-112

Approvals: See Standards Chart pg. 370


TW= Twin Line

Thermoplastic Hose

SAE100R18TWLT - Low Temperature

Construction:

- Inner Tube; *Polyester elastomer.*
- Reinforcement; *One or two braids of synthetic fibres.*
- Outer Cover; *Special polyester, black, pinpricked.*



Part Number	Size (In)	ID (MM)	OD (MM)	Working PSI	Min Burst Pressure (PSI)	Min Bend Radius (MM)	Reel Length (M)	Weight KG/M
100R18TWLT-04	1/4	6.5	12.20	3000	12000	35	100	0.19

Specifications: SAE 100R18 / ISO3949-R18.

Meets or exceeds SAE 100R18 specification. Medium-pressure hose suitable for petroleum or synthetic-based hydraulic fluids in hydraulic systems of forklifts. Optimum bonding characteristics and special cover also make it the ideal hose for equipment operating in cold environments while maintaining a high level of flexibility.

Application: Forklift handling. All industrial and agricultural applications exposed to low-temperatures or cyclic and quick temperature changes.

Temperature Range: -55°C to +100°C. Limited to +70°C for air and water-based fluid.

Couplings: J series- See pg. 105-1112

Approvals: See Standards Chart pg. 370



Accessory Hose | Engine Oil Hose

100R1EO - Single-Braid Engine Oil

Construction:

- Inner Tube; *Nitrile rubber. High heat resistance.*
- Reinforcement; *One braid of high-tensile steel wire.*
- Outer Cover; *Oil, weather and abrasion resistant synthetic rubber - Black. MSHA cover.*



Part Number	Size (In)	ID (MM)	OD (MM)	Working PSI	Min Burst Pressure (PSI)	Min Bend Radius (MM)	Reel Length (M)	Weight KG/M
100R1EO-08	1/2	12.7	20.3	2320	9280	180	100	0.39

Specifications: Non-Skive, meets or exceeds SAE J517 100R1, EN853.

Application: High-pressure service with petroleum-based hydraulic fluids, water-glycol and water-oil fire resistant hydraulic fluids, hot oil grease, lubricants, crude and fuel oils. Suitable for use with used engine oil.

Air Application: For air and inert gas applications above 100PSI the cover should be pinpricked.

Temperature Range: -40°C to +121°C

Couplings: **K series-** See pg. 57-83, **D series with D1 shells** - See pg. 83-89

Approvals: See Standards Chart pg. 370

Accessory Hose | Fire Suppression Hose

SAE100R17RFS - Fire Suppression

Construction:

- Inner Tube; *Polyester.*
- Reinforcement; *One braid of high tensile steel wire.*
- Outer Cover; *Synthetic rubber, weather and abrasion resistant - Red. MSHA cover.*



Part Number	Size (In)	ID (MM)	OD (MM)	Working PSI	Min Burst Pressure (PSI)	Min Bend Radius (MM)	Reel Length (M)	Weight KG/M
100R17RFS-04	1/4	6.4	12.4	3045	12180	45	100	0.22

Specifications: Meets SAE 100R17 performance.

Application: Designed specifically for use in fire suppression systems. Recommended for medium-pressure hydraulic applications, mobile and industrial equipment, forklifts. Suitable for hydraulic systems with petroleum and water-based fluids.

Air Application: For air and inert gas applications above 100PSI the cover should be pinpricked.

Temperature Range: -20°C to +100°C

Couplings: **K series-** See pg. 57-83, **D series with D17 shells-** See pg. 83-89

Approvals: See Standards Chart pg. 370

Accessory Hose | Fire Suppression Hose

SAE100R6RFS - Fire Suppression

Construction:

- Inner Tube; *Oil resistant synthetic rubber tube.*
- Reinforcement; *Two textile spirals.*
- Outer Cover; *Synthetic oil and fire resistant rubber - Red MSHA cover.*



Part Number	Size (In)	ID (MM)	OD (MM)	Working PSI	Min Burst Pressure (PSI)	Min Bend Radius (MM)	Reel Length (M)	Weight KG/M
100R6RFS-04	1/4	6.4	13.5	580	2820	64	100	0.16
100R6RFS-06	3/8	9.5	17.1	580	2320	75	100	0.22
100R6RFS-08	1/2	12.7	16.6	510	2040	100	100	0.30
100R6RFS-12	3/4	19.0	27.8	510	2040	150	50	0.44

Specifications: Exceeds SAE J517 100R6.

Application: Designed specifically for use in fire suppression systems. Medium-pressure service with petroleum-based hydraulic fluids, water-glycol and water-oil fire resistant hydraulic fluids.

Air Application: For air and inert gas applications above 100PSI the cover should be pinpricked.

Temperature Range: -40°C to +100°C

Couplings: H series- See pg. 101-104


Approvals: See Standards Chart pg. 370

Accessory Hose | Grease Hose

GH8.3 - Premium Grease Line

Construction:

- Inner Tube; *Thermoplastic polymer.*
- Reinforcement; *One braid of synthetic fibre polyester.*
- Outer Cover; *Thermoplastic polymer - Black.*



Part Number	Size (In)	ID (MM)	OD (MM)	Working PSI	Min Burst Pressure (PSI)	Min Bend Radius (MM)	Reel Length (M)	Weight KG/M
GH8.3MM	5/32	4.0	8.3	5800	14500	25	100	0.046

Specifications: Meets requirements of DIN 1283.

Applications: Manual and air-operated greasing guns, central greasing and lubrication systems. High-pressure hose suitable for petroleum or synthetic or water-based hydraulic fluids specifically designed for diverse greasing and lubrication applications of industrial vehicles and handheld or automatic greasing distribution equipment. Extremely compact and flexible, highly kink resistant, special anti-sticky cover for easy installation and compact routing.

* Not suitable for impulse applications

Temperature Range: -40°C to 60°C

Couplings: GH series - See pg. 154-158, J series - See pg. 105-1112

Approvals: See Standards Chart pg. 370

Accessory Hose | Jacking Hose

SAE100R2J - 10,000PSI Jacking

Construction:

- Inner Tube; *Synthetic rubber.*
- Reinforcement; *Two braids of high-tensile steel wire separated by a synthetic rubber layer.*
- Outer Cover; *Oil, weather and abrasion resistant synthetic rubber - Black.*



Part Number	Size (In)	ID (MM)	OD (MM)	Working PSI	Min Burst Pressure (PSI)	Min Bend Radius (MM)	Reel Length (M)	Weight KG/M
100R2J-04	1/4	6.4	13.3	10000	20000	50	RL	0.34
100R2J-06	3/8	9.5	17.3	10000	20000	65	RL	0.42

Specifications: Non-Skive, IJ100 10000PSI static pressure only.

Application: Hydraulic jack applications with petroleum and water-based fluids. Suitable for passage of mineral and vegetable oils, water-based solutions, water, air and inert gases.

Temperature Range: -40°C to 100°C (125°C intermittent).

Couplings: K series- See pg. 57-83

Approvals: See Standards Chart pg. 370

Notes: Bend Restrictors: 1/4" - VBR-0150, 3/8" - VBR-0190 other sizes also available

For Reel Length, RL = Random Length

Accessory Hose | Paint Spray Hose

PSH1 - Single-Braid Paint Spray

Construction:

- Inner Tube; *Nylon.*
- Reinforcement; *One braid of high-tensile single-wire braid.*
- Outer Cover; *Polyurethane - Blue.*



Part Number	Size (In)	ID (MM)	OD (MM)	Working PSI	Min Burst Pressure (PSI)	Min Bend Radius (MM)	Reel Length (M)	Weight KG/M
PSH1-04	1/4	6.4	12.3	6120	18360	80	RL	0.17

Application: For paint spray equipment and hydraulic fluids service.

Temperature Range: -20°C to 80°C

Couplings: A series - Contact Taipan for details.

Approvals: See Standards Chart pg. 370

For Reel Length, RL = Random Length

Accessory Hose | Power Steering Hose

SAEJ188 - Power Steering Hose

Construction:

- Inner Tube; *Special synthetic rubber resistant to hydraulic oil.*
- Reinforcement; *Two high-tensile synthetic textile braids.*
- Outer Cover; *Oil, abrasion, ozone and weather resistant synthetic rubber.*



Part Number	Size (In)	ID (MM)	OD (MM)	Working PSI	Min Burst Pressure (PSI)	Min Bend Radius (MM)	Reel Length (M)	Weight KG/M
SAE J188-06	3/8	9.8	20	1500	6000	70	RL	0.315

Specifications: Non-Skive, meets SAE J188.

Application: Designed specifically for medium-pressure service with hydraulic oil for power steering hoses.

Temperature Range: -40°C to +120°C (+135°C discontinuous)

Couplings: K Series- See Pg. 57-83

Approvals: See Standards Chart pg. 370

For Reel Length, RL = Random Length




Accessory Hose | Stainless PTFE

SAE100R14 - PTFE Smooth Bore

Construction:

- Inner Tube; *Polytetrafluoroethylene (PTFE)*
- Reinforcement; *Single-braid of 304 series of stainless steel wire.*



Part Number	Size (In)	ID (MM)	OD (MM)	Working PSI	Min Burst Pressure (PSI)	Min Bend Radius (MM)	Reel Length (M)	Weight KG/M
100R14-02	1/8	3.0	6.2	3260	13040	40	100	0.07
100R14-03	3/16	4.8	7.6	2750	11000	50	100	0.08
100R14-04	1/4	6.4	8.8	2610	10440	75	100	0.10
100R14-05	5/16	8.0	11.0	2540	10160	100	100	0.13
100R14-06	3/8	9.5	12.1	2390	9560	125	100	0.17
100R14-08	1/2	12.7	16.2	1740	6960	165	100	0.22
100R14-10	5/8	16.0	18.8	1270	5080	200	50	0.28
100R14-12	3/4	19.0	23.1	1010	4040	230	50	0.33
100R14-16	1	25.4	29.2	870	3480	300	20	0.45

Specifications: SAE J517 100R14.

Application: Excellent chemical resistance, non-contamination properties, low coefficient and resists deterioration. High-temperature steam line, hot air supply line, compressor and chemical fluid line, brake fluids (non-petroleum).

Temperature Range: -54°C to +260°C


Couplings: C series- See pg. 151-152

Approvals: See Standards Chart pg. 370

SAE100R14 - PTFE Convuluted

Construction:

- Inner Tube; *Helically convoluted sintered polytetrafluoroethylene (PTFE)*
- Reinforcement; *Single-braid of 304 series of stainless steel wire.*



Part Number	Size (In)	ID (MM)	OD (MM)	Working PSI	Min Burst Pressure (PSI)	Min Bend Radius (MM)	Reel Length (M)	Weight KG/M
100R14-08C	1/2	12.7	19.8	1960	7840	20	100	0.27

Specifications: PTFE (True Bore)

Application: Excellent chemical resistance, non-contamination properties, low coefficient of friction and resists deterioration. Therefore the hose is used generally in applications where all or one of the above properties is the main criteria in automotive, chemical, pharmaceutical, food processing, plastic and rubber moulding machines. Also, for some applications the tube can also be made conductive to dissipate electro-static charges.

Temperature Range: Continuous -54°C to +260°C

Couplings: A series - Contact Taipan for details.


Approvals: See Standards Chart pg. 370

Accessory Hose | Suction Hose

SAE100R4 - Premium Suction

Construction:

- Inner Tube; *Synthetic oil resistant rubber.*
- Reinforcement; *One high-tensile polyester cord (helix wire).*
- Outer Cover; *Synthetic oil and weather resistant rubber - Black.*



Part Number	Size (In)	ID (MM)	OD (MM)	Working PSI	Clamps Used	Min Bend Radius (MM)	Reel Length (M)	Weight KG/M
100R4-12	3/4	19.0	30.0	305	SC29-31W2	125	20	0.70
100R4-16	1	25.0	38.0	247	SC37-40W2	150	20	0.95
100R4-20	1 1/4	32.0	45.0	203	SC43-47W2	200	40	1.00
100R4-24	1 1/2	38.0	52.0	152	SC51-55W2	225	40	1.10
100R4-32	2	51.0	65.0	102	SC63-68W2	300	20	2.00
100R4-40	2 1/2	64.0	78.0	58	SC73-79W2	355	20	2.49
100R4-48	3	76.0	90.0	58	SC85-91W2	460	20	3.26

Specifications: Exceeds SAE J517 100R4.

Application: Oil suction and discharge hose for use in low-pressure and vacuum applications with petroleum-based hydraulic fluids.

Temperature Range: -25°C to +100°C

Couplings: Low-pressure tails (e.g. QAEX,QEBEX) with super clamps.- See pg. 91-95

Approvals: See Standards Chart pg. 370



Accessory Hose | Truck Hose

SAE100R5H - High Temperature

Construction:

- Inner Tube; Black synthetic rubber resistant to oils.
- Reinforcement; One textile braid and one high tensile steel wire braid.
- Outer Cover; Oil resistant polyester braid - Blue.



Part Number	Size (In)	ID (MM)	OD (MM)	Working PSI	Min Burst Pressure (PSI)	Min Bend Radius (MM)	Reel Length (M)	Weight KG/M
100R5H-04	3/16	4.8	13.2	3000	12000	76	RL	0.24
100R5H-05	1/4	6.4	14.5	3000	12000	85	RL	0.26
100R5H-06	5/16	7.9	17.1	2250	9000	100	RL	0.32
100R5H-08	13/32	10.3	19.4	2000	8000	115	RL	0.36
100R5H-10	1/2	12.7	23.4	1750	7000	140	RL	0.51
100R5H-12	5/8	15.9	27.4	1500	6000	165	RL	0.63
100R5H-16	7/8	22.2	31.3	800	3200	185	RL	0.63
100R5H-20	1 1/8	28.6	38.1	625	2500	230	RL	0.75
100R5H-24	1 3/8	34.9	44.4	500	2000	265	RL	0.82
100R5H-32	1 13/16	46.0	56.2	350	1400	335	RL	1.14

Specifications: Non-Skive, meets or exceeds SAE 100R5 performance.

Application: High-temperature, medium-pressure hydraulic petroleum-based oil lines in impulse applications. Meets or exceeds SAE suitable for the passage of mineral and vegetable oils, water-based solutions, water, air and inert gases. Compatible with diesel and unleaded fuels.

Temperature Range: -40°C to +150°C except for air, not higher than 121°C.

Couplings: **DF Series**- See pg. 96-98, **K Series** (refer to crimp chart) See pg. 57-83, **F series** (refer to crimp chart) See pg. 99-100

Approvals: See Standards Chart pg. 370
For Reel Length, RL = Random Length

Accessory Hose | Waterblast Hose

100R1PWH & 100R2PWH - Pressure Clean

Construction:

- Inner Tube; *Synthetic rubber.*
- Reinforcement; *One or two high-tensile steel wire braids.*
- Outer Cover; *Abrasion, weather, Ozone and detergent resistant synthetic rubber - *Blue or Grey.*



Part Number	Size (In)	ID (MM)	OD (MM)	Working PSI	Min Burst Pressure (PSI)	Min Bend Radius (MM)	Reel Length (M)	Weight KG/M
100R1PWH-04 (BL)	1/4	6.6	11.8	3625	12000	35	RL	0.18
100R1PWH-06 (G)	3/8	9.9	14.7	4000	12000	75	RL	0.26
100R2PWH-06 (BL)	3/8	9.9	16.3	5800	19140	125	RL	0.28

Specifications: Complies with EN ISO7751, EN1829-2.

Application: Professional pressure water cleaning applications for dairies and general cleaning applications.

Temperature Range: -10°C to +155°C max.

Couplings: K series - See pg. 57-83

Approvals: See Standards Chart pg. 370

Note: * = Hose colour; (BL) = Blue colour; (G) = Grey colour.

For Reel Length, RL = Random Length





MATCHED-TESTING MATTERS

Taipan has the ability to ensure our matched hose systems meet or exceed industry manufacturing standards.

HOW DO WE DO THIS?

Taipan's R&D department is continuously testing our hose systems in house with a Bimal BI701K Impulse tester and a Bimal BPS40D Burst tester.

Impulse testing allows Taipan to establish and qualify a matched system. We impulse and burst test our hose assemblies with an above normal set of conditions to ensure we are selling a product we are confident will meet the demands of harsh Australian conditions and the expectations of our customers.

Taipan hose meets or exceeds Australian and International Standards ISO6805, ISO18752, SAEJ517, EN85a3, EN856 and EN857.

Reputable third parties - such as Lloyd's, Mine Safety & Health Administration and Mines Australia - also certify our hose independently (copies of third party certifications are available on request).

For more information on our match-tested range call 1300 654 782 or email sales@taipan.com.au



TAIPAN
Hydraulic Hose Systems



SECTION 2
HOSE TAILS



HOSE TAIL IDENTIFICATION KEY

SAMPLE					
K	06	JF	09	90	-30mm
Hose Type	Hose Size	Thread Style	Thread Size	Angle (If Required)	Drop Length (Available on 90° and 90° Long Drop Only)

METRIC HOSE TAIL SAMPLE					
K	04	MF	08	14	A
Hose Type	Hose Size	M = Metric F = Female	Tube Size	Thread Size	Thread Pitch A = 1.5mm B = 2.0mm C = 1.0mm

Note: Following angles not available on all hose tails.
L = Long Drop"

	15°	22.5°	30°	45°	60°	67.5°	90°	90L°	110°
<i>BSP Thread</i>	BF	BFF	BM	BPM					
<i>Hose Joiner</i>	HJ								
<i>JIC Thread</i>	JF	JM							
<i>JIS Thread (BSP)</i>	IBF								
<i>JIS Thread (Metric, Komatsu)</i>	KF								
<i>Karcher Pressure Wash</i>	KA								
<i>Life Saver</i>	LS								
<i>Metric Thread</i>	MBJ	MF	MM	MFF	MFO				
<i>NPT Thread</i>	NF	NM							
<i>ORFS Thread</i>	FO	MO							
<i>SAE Flange Code 61 / 62</i>	F61	F62	FC62	FT					
<i>SAE Thread</i>	IS	SF							
<i>Stand Pipe</i>	SP								
<i>UNO Thread</i>	PSW	PM							

BF = Female Parallel 60° Cone
BFF = Female Flat Face
BM = Male Taper
BPM = Male Parallel 60° Cone

HJ = Hose Joiner

JF = Female JIC Swivel 37° Cone
JM = Male JIC 37° Cone

IBF = Female Parallel Pipe Swivel 30° Flare

KF = Female Swivel Straight 30° Flare

KA = Female 22mm x 14mm Pressure Wash

LS = Life Saver

MBJ = Metric Banjo
MF = Female Straight 24° Cone
MM = Male Straight 24° Cone
MFF = Female Straight Flat Face
MFO = Female Straight 24° Cone with o'ring

NF = Female Parallel Straight
NM = Male Taper Straight

FO = Female ORFS Swivel
MO = Male ORFS

F61 = Code 61 Flange
F62 = Code 62 Flange
FC62 = CAT Flange
FT = Taper Flange

IS = Inverted Male SAE
SF = SAE Female

SP = Stand Pipe

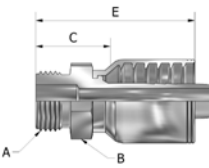
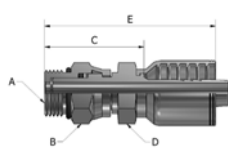
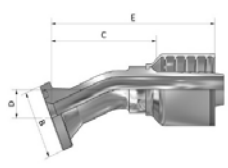
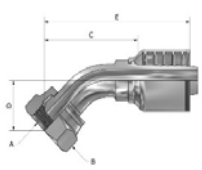
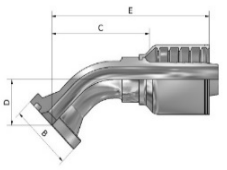
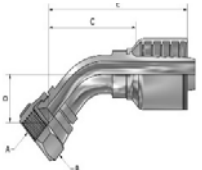
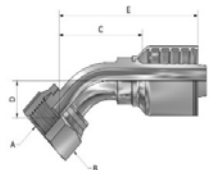
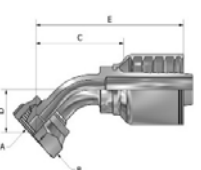
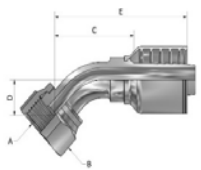
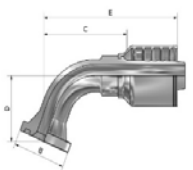

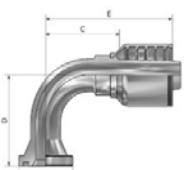

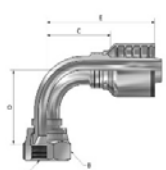

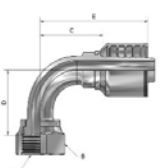
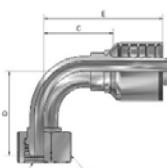
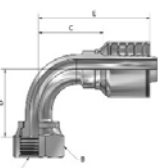
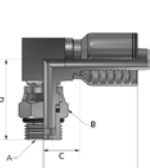
PSW = UNO Male Swivel
PM = UNO Male



Single & Double Wire Braid

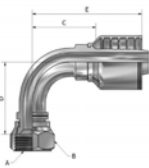
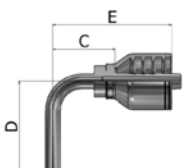
Straight	BSP Banjo	Metric Banjo	BSPP F Swivel	BSPP F Flat Face
				
	K-BJ Page 57	K-MBJ Page 57	K-BF Page 57	K-BFF Page 58
BSPP Male	BSPT Male	BSPP M Bulkhead	SAE Code 61 Flange	Hose Joiner
				
K-BPM Page 58	K-BM Page 59	K-BBPM Page 60	K-F61 Page 60	K-HJ Page 61
JIC F Swivel 37°	JIC M 37°	JIS (BSP) F Parallel Pipe Swivel	Komatsu F Swivel 30° Flare JIS Metric	K Plug In Male
				
K-JF Page 61	K-JM Page 63	K-IBF Page 63	K-KF Page 64	K-PI Page 64
Life Saver	Metric Flat Face F	Ball Nose Metric F 24° Cone	Metric M 24° Cone	NPT F Swivel
				
K-LS Page 65	K-MFF Page 65	K-MF Page 66	K-MM Page 67	K-NF Page 68
NPT Male	F O-Ring Face Seal Swivel	M O-Ring Face Seal	SAE F	Stand Pipe
				
K-NM Page 68	K-FO Page 69	K-MO Page 69	K-SF Page 70	K-SPM Page 70

Single & Double Wire Braid

<p>UNO M</p>  <p>K-PM Page 70</p>	<p>UNO Male Swivel</p>  <p>K-PSW Page 70</p>	<p>22.5 Degree</p>	<p>SAE Code 61 Flange</p>  <p>K-61 Page 71</p>	<p>MORE PRODUCTS COMING SOON</p>
<p>45 Degree</p>	<p>BSPP F Swivel</p>  <p>K-BF Page 71</p>	<p>SAE Code 61 Flange</p>  <p>K-F61 Page 72</p>	<p>JIC F Swivel</p>  <p>K-JF Page 72</p>	<p>Flat Face Metric F</p>  <p>K-MFF Page 73</p>
<p>Ball Nose Metric F 24° Cone</p>  <p>K-MF Page 73</p>	<p>F O-Ring Face Seal Swivel</p>  <p>K-FO Page 74</p>	<p>67.5 Degree</p>	<p>SAE Code 61 Flange</p>  <p>K-F61 Page 75</p>	<p>MORE PRODUCTS COMING SOON</p>
<p>90 Degree</p>	<p>BSPP F Swivel</p>  <p>K-BF Page 75</p>	<p>SAE Code 61 Flange</p>  <p>K-F61 Page 76</p>	<p>JIC F Swivel</p>  <p>K-JF Page 77</p>	<p>JIS (BSP) F Parallel Pipe Swivel</p>  <p>K-IBF Page 79</p>
<p>Komatsu F Swivel 30° Flare JIS Metric</p>  <p>K-KF Page 79</p>	<p>Flat Face Metric F</p>  <p>K-MFF Page 80</p>	<p>Ball Nose Metric F 24° Cone</p>  <p>K-MF Page 80</p>	<p>F O-Ring Face Seal Swivel</p>  <p>K-FO Page 81</p>	<p>UNO Male Swivel</p>  <p>K-PSW Page 82</p>



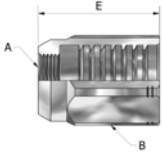
Single & Double Wire Braid

<p>SAE F</p>  <p>K-SF Page 82</p>	<p>Stand Pipe</p>  <p>K-SPM Page 83</p>	<p>MORE PRODUCTS COMING SOON</p>	<p>MORE PRODUCTS COMING SOON</p>	<p>MORE PRODUCTS COMING SOON</p>
--	--	--------------------------------------	--------------------------------------	--------------------------------------


Single & Double Wire Braid Field Attachable

<p>Straight</p>	<p>BSP F Parallel Pipe Swivel</p>  <p>D-BF Page 83</p>	<p>BSPT Male</p>  <p>D-BM Page 84</p>	<p>JIC F 37° Swivel</p>  <p>D-JF Page 84</p>	<p>JIC M 37°</p>  <p>D-JM Page 85</p>	
	<p>JIS (BSP) F Parallel Pipe Swivel</p>  <p>D-IBF Page 85</p>	<p>Life Saver</p>  <p>D-LS Page 85</p>	<p>F O-Ring Face Seal Swivel</p>  <p>D-FO Page 86</p>	<p>SAE Female</p>  <p>D-SF Page 86</p>	<p>MORE PRODUCTS COMING SOON</p>
	<p>45 Degree</p>	<p>BSPP F Swivel</p>  <p>D-BF Page 86</p>	<p>JIC F 37° Swivel</p>  <p>D-JF Page 87</p>	<p>F O-Ring Seal Swivel</p>  <p>D-FO Page 87</p>	<p>MORE PRODUCTS COMING SOON</p>
		<p>90 Degree</p>	<p>BSPP F Swivel</p>  <p>D-BF Page 87</p>	<p>JIC F 37° Swivel</p>  <p>D-JF Page 88</p>	<p>JIS (BSP) F Parallel Pipe Swivel</p>  <p>D-IBF Page 88</p>

Single & Double Wire Braid Field Attachable

Shells	<p>Field Attach Shells to suit 100R1 & 100R2 & R17</p>  <p>D1-D2-D17 Page 89</p>	MORE PRODUCTS COMING SOON	MORE PRODUCTS COMING SOON	MORE PRODUCTS COMING SOON

Single & Double Wire Braid Two Piece

Shells	<p>100R2 Shells</p>  <p>GN2 Page 90</p>	MORE PRODUCTS COMING SOON	MORE PRODUCTS COMING SOON	MORE PRODUCTS COMING SOON

Suction Hose Low Pressure

Straight	<p>BSPP F Swivel Nut x L/P HT</p>  <p>QAAX Page 91</p>	<p>BSP Parallel M x L/P HT</p>  <p>QADX Page 91</p>	<p>BSPT M x L/P HT</p>  <p>QAEX Page 91</p>	<p>Code 61 Flange x L/P HT</p>  <p>QAFX Page 92</p>
	<p>NPT M x L/P HT</p>  <p>QAUX Page 92</p>	<p>UNO M x L/P HT</p>  <p>QAPX Page 93</p>	<p>45 Degree</p>	<p>Code 61 Flange x L/P HT 45°</p>  <p>QETFX-45 Page 93</p>
90 Degrees	<p>BSPP F Swivel x L/P HT</p>  <p>QEBAX Page 93</p>	<p>BSPP M x L/P HT 90°</p>  <p>QEBDX Page 94</p>	<p>BSPT M x L/P HT 90°</p>  <p>QEBEX Page 94</p>	<p>Code 61 Flange x L/P HT 90°</p>  <p>QETFX Page 95</p>



Suction Hose Low Pressure

UNO M x L/P HT 90°



QEBPX | Page 95

Tee Piece

L/P x L/P x BSPP
F Swivel



QTEXXA | Page 95

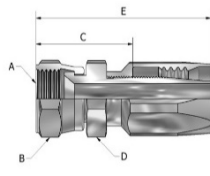
MORE PRODUCTS
COMING SOON

MORE PRODUCTS
COMING SOON

SAE100R5 Field Attachable

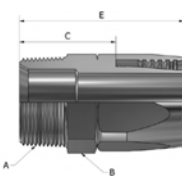
Straight

JIC F 37° Swivel



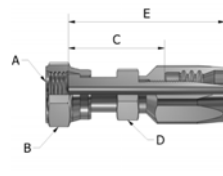
DF-JF | Page 96

NPT Male



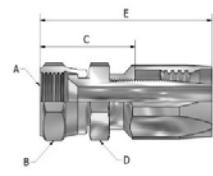
DF-NM | Page 96

F O-Ring Face Seal Swivel



DF-FO | Page 97

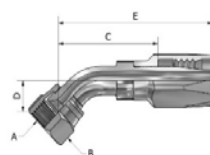
SAE F



DF-SF | Page 97

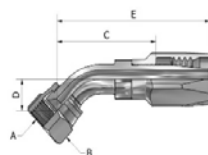
45 Degree

JIC F 37° Swivel



DF-JF | Page 97

SAE F



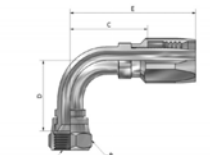
DF-SF | Page 97

MORE PRODUCTS
COMING SOON

MORE PRODUCTS
COMING SOON

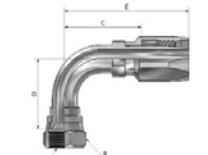
90 Degrees

JIC F 37° Swivel



DF-JF | Page 98

SAE F



DF-SF | Page 98

MORE PRODUCTS
COMING SOON

MORE PRODUCTS
COMING SOON

SAE100R5 Crimp Hose Tails

Straight

JIC F Swivel 37°



F-JF | Page 99

NPT Male



F-NM | Page 99

BSPP F Swivel



F-BF | Page 99

BSPT Male





F-BM | Page 100

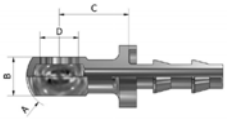
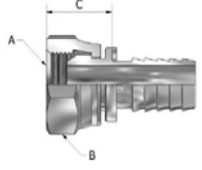
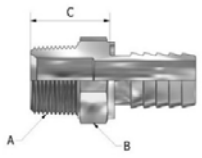
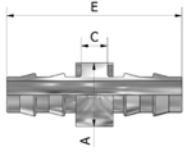
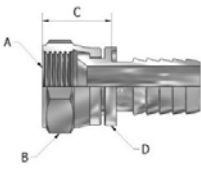
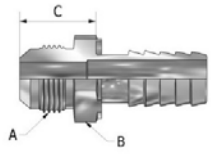
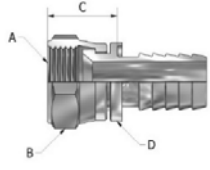
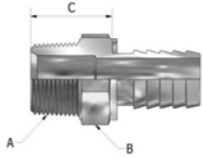
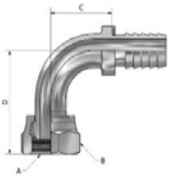

Can't find what you're looking for?

1300 654 782

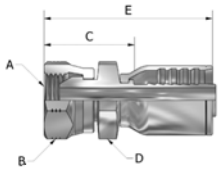
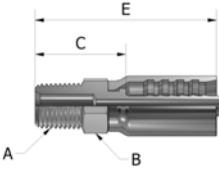
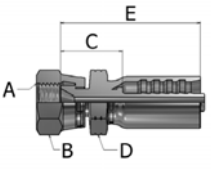
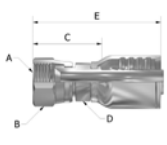
SAE100R5 Crimp Hose Tails

45 Degree	JIC F Swivel	90 Degree	JIC F Swivel	MORE PRODUCTS COMING SOON
				
	F-JF Page 100		F-JF Page 100	

SAE100R6 Textile Braid

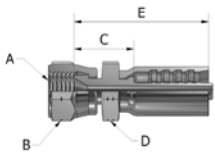
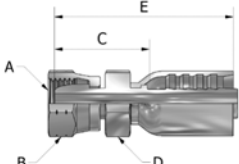
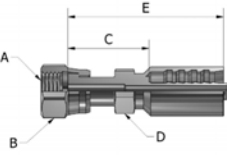
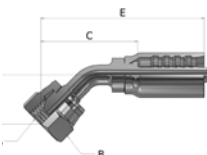
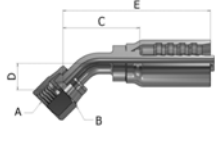
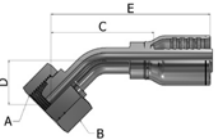
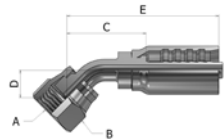
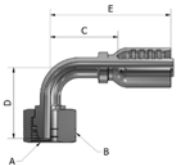
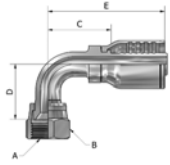
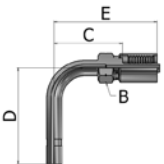
Straight	Banjo	BSPP F Swivel	BSPT Male	Hose Joiner
				
	H-MBJ Page 101	H-BF Page 101	H-BM Page 101	H-HJ Page 102
JIC F 37° Swivel	JIC M 37° Swivel	SAE F	NPT Male Taper	MORE PRODUCTS COMING SOON
				
H-JF Page 102	H-JM Page 102	H-SF Page 103	H-NM Page 103	
90 Degree	BSPP F Swivel	JIC F 37° Swivel	MORE PRODUCTS COMING SOON	
			MORE PRODUCTS COMING SOON	
	H-BF Page 103	H-JF Page 104		

SAE100R7, SAE100R8 & SAE100R18 Thermoplastic

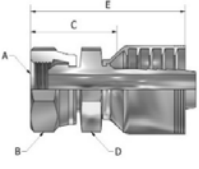
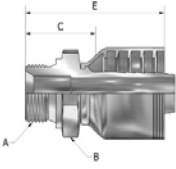
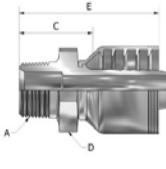
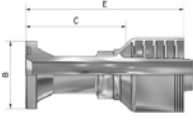
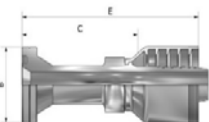

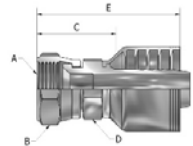
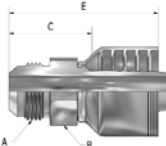
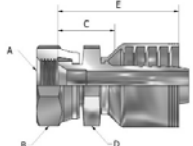
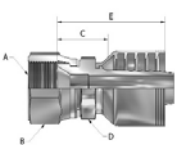
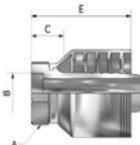
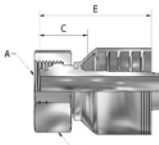
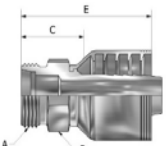
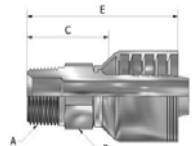
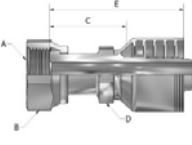
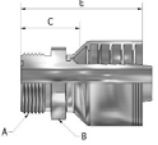
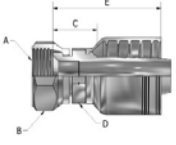
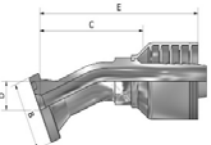
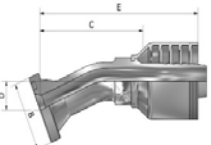
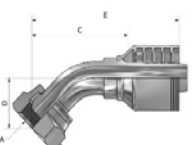
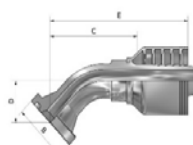
Straight	BSPP F Swivel	BSPT Male	JIS (BSP) F Parallel Pipe Swivel	JIC F 37° Swivel
				
	J-BF Page 105	J-BM Page 105	J-IBF Page 105	J-JF Page 106



SAE100R7, SAE100R8 & SAE100R18 Thermoplastic

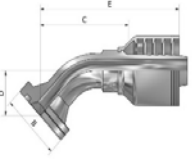
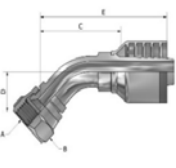
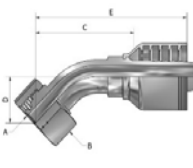
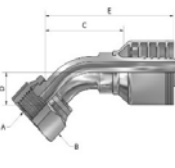

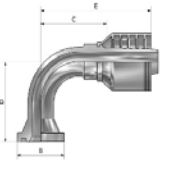


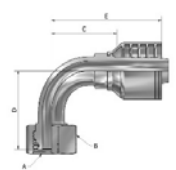
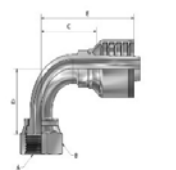
<p>JIC M 37°</p>  <p>J-JM Page 106</p>	<p>Komatsu F Swivel 30° Flare JIS Metric</p>  <p>J-KF Page 106</p>	<p>Metric F/M Ball Nose 24° Cone</p>  <p>J-MF Page 107</p>	<p>Metric M 24° Cone</p>  <p>J-MM Page 107</p>	<p>NPT Male</p>  <p>J-NM Page 107</p>		
<p>F O-Ring Face Seal Swivel</p>  <p>J-FO Page 108</p>	<p>Stand Pipe</p>  <p>J-SP Page 108</p>	<p>45 Degree</p>		<p>BSPP F Swivel</p>  <p>J-BF Page 109</p>	<p>JIC F 37° Swivel</p>  <p>J-JF Page 109</p>	
<p>Ball Nose Metric F 24° Cone</p>  <p>J-MF Page 109</p>	<p>F O-Ring Face Seal Swivel</p>  <p>J-FO Page 110</p>	<p>Stand Pipe</p>  <p>J-SP Page 110</p>	<p>MORE PRODUCTS COMING SOON</p>		<p>MORE PRODUCTS COMING SOON</p>	
<p>90 Degree</p>		<p>Metric Ball Nose F 24° Cone</p>  <p>J-MF Page 111</p>	<p>BSPP F Swivel</p>  <p>J-BF Page 110</p>	<p>JIC F 37° Swivel</p>  <p>J-JF Page 110</p>	<p>F O-Ring Face Seal Swivel</p>  <p>J-FO Page 111</p>	
<p>Stand Pipe</p>  <p>J-SP Page 1112</p>	<p>MORE PRODUCTS COMING SOON</p>		<p>MORE PRODUCTS COMING SOON</p>		<p>MORE PRODUCTS COMING SOON</p>	

SAE100R12 Four Wire Spiral

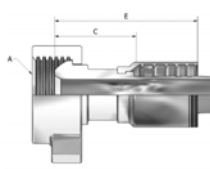
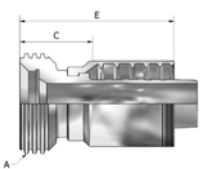
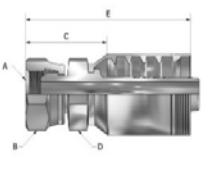
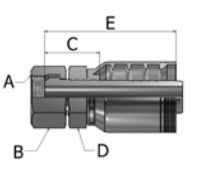
Straight	BSPP F Swivel  L-BF Page 113	BSPP M Parallel  L-BPM Page 114	BSPT Male  L-BM Page 114	SAE Code 61 Flange  L-F61 Page 115	
	SAE Code 62 Flange  L-F62 Page 115	Hose Joiner  L-HJ Page 116	JIC F 37° Swivel  L-JF Page 116	JIC M 37°  L-JM Page 117	JIS (BSP) F Parallel Pipe Swivel  L-IBF Page 118
	Komatsu F Swivel 30° Flare JIS Metric  L-KF Page 118	Life Saver  L-LS Page 118	O-Ring Metric F 24° Cone  L-MFO Page 119	Metric M 24° Cone  L-MM Page 120	NPT Male  L-NM Page 120
	F O-Ring Face Seal Swivel  L-FO Page 120	M O-Ring Face Seal  L-MO Page 121	SAE F  L-SF Page 121	22.5 Degree	
	SAE Code 61 Flange  L-61 Page 122	45 Degree			
30 Degree	SAE Code 61 Flange  L-61 Page 122	45 Degree	BSPP F Swivel  L-BF Page 123	SAE Code 61 Flange  L-F61 Page 123	



SAE100R12 Four Wire Spiral

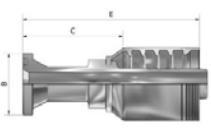
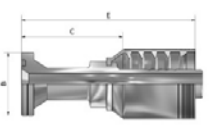
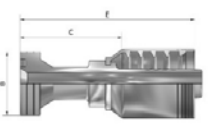
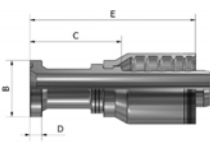
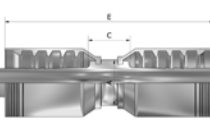
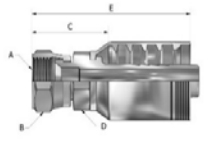
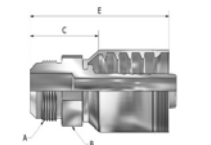
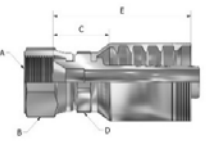
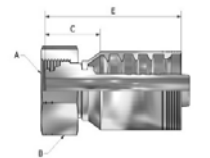
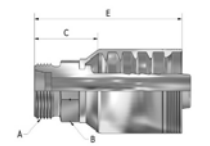
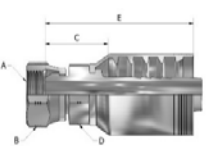
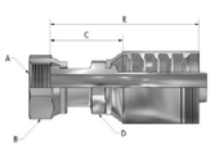
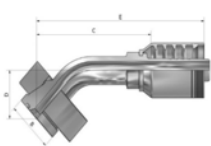
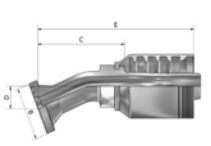
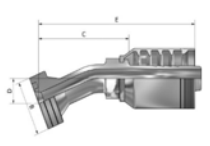
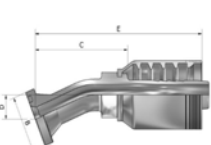
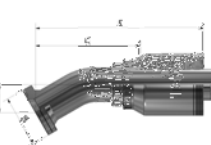
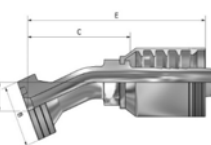
SAE Code 62 Flange	JIC F 37° Swivel	O-Ring Metric F 24° Cone	F O-Ring Face Seal Swivel	MORE PRODUCTS COMING SOON
				
L-F62 Page 124	L-JF Page 124	L-MF0 Page 125	L-F0 Page 125	
60 Degree	SAE Code 61 Flange	67.5 Degree	SAE Code 61 Flange	MORE PRODUCTS COMING SOON
				
	L-F61 Page 126		L-F61 Page 126	
90 Degree	BSPP F Swivel	SAE Code 61 Flange	SAE Code 62 Flange	JIC F 37° Swivel
				
	L-BF Page 127	L-F61 Page 127	L-F62 Page 128	L-JF Page 129
Komatsu F Swivel 30° Flare JIS Metric	O-Ring Metric F 24° Cone	F O-Ring Face Seal Swivel	110 Degree	SAE Code 61 Flange
				
L-KF Page 130	L-MF0 Page 130	L-F0 Page 131		L-F61 Page 131

SAE100R13, SAE100R15 Four & Six Wire Spiral

Straight	1502 Female Hammer Union	1502 Male Hammer Union	BSPP F Swivel	BF RB BSP F Rock Breaker
				
	N-FHU Page 133	N-MHU Page 133	N-BF Page 133	N-BF-RB Page 133

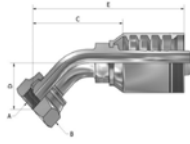
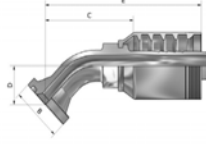
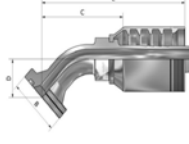
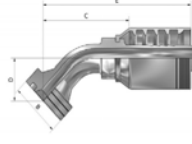
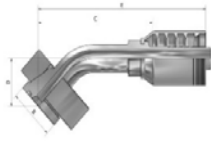
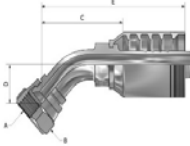
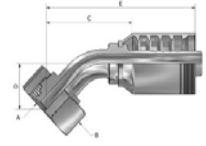
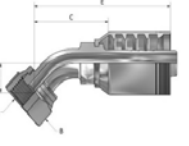
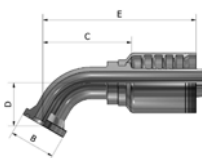
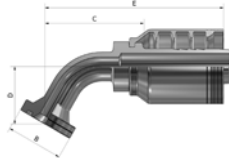
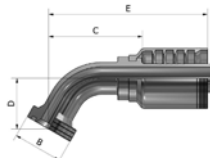
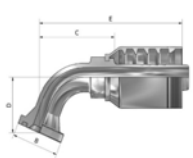
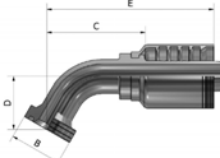
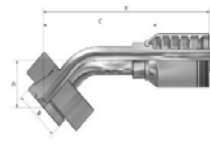
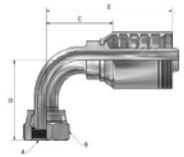
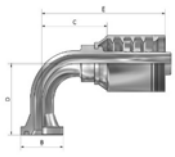
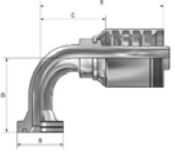
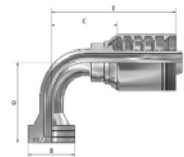
Can't find what you're looking for?
1300 654 782

SAE100R13, SAE100R15 Four & Six Wire Spiral

<p>BSPT M</p>  <p>N-BM Page 134</p>	<p>SAE Code 61 Flange</p>  <p>N-F61 Page 134</p>	<p>SAE Code 62 Flange</p>  <p>N-F62 Page 135</p>	<p>CAT Flange</p>  <p>N-FC62 Page 135</p>	<p>LeTourneau Flange</p>  <p>N-LT Page 136</p>
<p>Hose Joiner</p>  <p>N-HJ Page 136</p>	<p>JIC F 37° Swivel</p>  <p>N-JF Page 136</p>	<p>JIC M 37°</p>  <p>N-JM Page 137</p>	<p>Komatsu F Swivel 30° Flare JIS Metric</p>  <p>N-KF Page 137</p>	<p>O-Ring Metric F 24° Cone</p>  <p>N-MFO Page 137</p>
<p>Metric M 24° Cone</p>  <p>N-MM Page 138</p>	<p>NPT F Swivel</p>  <p>N-NF Page 138</p>	<p>NPT Male</p>  <p>N-NM Page 138</p>	<p>F O-Ring Face Seal Swivel</p>  <p>N-FO Page 139</p>	<p>Taper Flange (Heavy Duty Mining Equip.)</p>  <p>N-FT Page 139</p>
<p>15 Degree</p>	<p>Taper Flange (Heavy Duty Mining Equip.)</p>  <p>N-FT Page 139</p>	<p>22.5 Degree</p>	<p>SAE Code 61 Flange</p>  <p>N-F61 Page 140</p>	<p>CAT Flange</p>  <p>N-FC62 Page 140</p>
<p>30 Degree</p>	<p>SAE Code 61 Flange</p>  <p>N-F61 Page 140</p>	<p>SAE Code 62 Flange</p>  <p>N-F62 Page 141</p>	<p>CAT Flange</p>  <p>N-FC62 Page 141</p>	<p>MORE PRODUCTS COMING SOON</p>



SAE100R13, SAE100R15 Four & Six Wire Spiral

45 Degree	BSPP F Swivel	SAE Code 61 Flange	SAE Code 62 Flange	CAT Flange
				
	N-BF Page 141	N-F61 Page 141	N-F62 Page 142	N-FC62 Page 142
Taper Flange (Heavy Duty Mining Equip.)	JIC F 37° Swivel	O-Ring Metric F 24° Cone	F O-Ring Face Seal Swivel	MORE PRODUCTS COMING SOON
				
N-FT Page 143	N-JF Page 143	N-MFO Page 144	N-FO Page 144	
60 Degree	SAE Code 61 Flange	SAE Code 62 Flange	CAT Flange	MORE PRODUCTS COMING SOON
				
	N-F61 Page 144	N-F62 Page 145	N-FC62 Page 145	
67.5 Degree	SAE Code 61 Flange	CAT Flange	70 Degree	Taper Flange (Heavy Duty Mining Equip.)
				
	N-F61 Page 145	N-FC62 Page 145	N-FT Page 146	
90 Degree	BSPP F Swivel	SAE Code 61 Flange	SAE Code 62 Flange	CAT Flange
				
	N-BF Page 146	N-F61 Page 146	N-F62 Page 147	N-FC62 Page 148


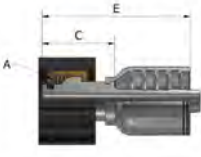
SAE100R13, SAE100R15 Four & Six Wire Spiral

<p>LeTourneau Flange</p>  <p>N-LT Page 148</p>	<p>Taper Flange (Heavy Duty Mining Equip.)</p>  <p>N-FT Page 148</p>	<p>JIC F 37° Swivel</p>  <p>N-JF Page 149</p>	<p>O-Ring Metric F 24° Cone</p>  <p>N-MFO Page 149</p>	<p>F O-Ring Face Seal Swivel</p>  <p>N-FO Page 149</p>
<p>105 Degree</p>	<p>Taper Flange (Heavy Duty Mining Equip.)</p>  <p>N-FT Page 150</p>	<p>110 Degree</p>	<p>SAE Code 61 Flange</p>  <p>N-F61 Page 150</p>	<p>SAE Code 62 Flange</p>  <p>N-F62 Page 151</p>

SAE100R14 Stainless PTFE

<p>Straight</p>	<p>JIC F 37° Swivel</p>  <p>C-JF Page 151</p>	<p>SAE F</p>  <p>C-SF Page 151</p>	<p>45 Degree</p>	<p>JIC F 37° Swivel</p>  <p>C-JF Page 152</p>
<p>90 Degree</p>	<p>JIC F 37° Swivel</p>  <p>C-JF Page 152</p>	<p>MORE PRODUCTS COMING SOON</p>	<p>MORE PRODUCTS COMING SOON</p>	<p>MORE PRODUCTS COMING SOON</p>

Waterblast

<p>Two Piece Straight</p>	<p>Karcher Pressure Wash</p>  <p>G-KA Page 153</p>	<p>Straight</p>	<p>Karcher Pressure Wash</p>  <p>K-KA Page 153</p>	<p>MORE PRODUCTS COMING SOON</p>
----------------------------------	---	------------------------	---	----------------------------------

Grease Hose Tails

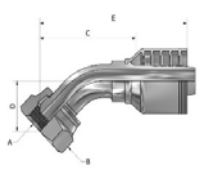

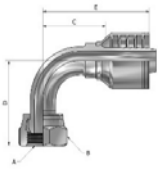
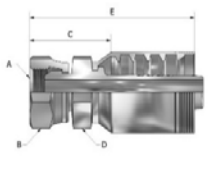
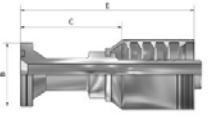
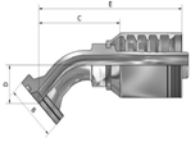
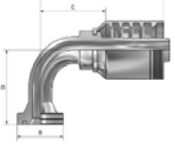
Field Attachables	Straight	BSPP F Swivel  GH-BF Page 154	BSPT Male  GH-BM Page 154	JIC F 37° Swivel  GH-JF Page 154
Stand Pipe M  GH-SP Page 154	45 Degree	Stand Pipe M  GH-SP Page 154	90 Degree	JIC F 37° Swivel  GH-JF Page 155
Stand Pipe M  GH-SP Page 155	Shell	Grease Shell  GH-SHELL Page 155	MORE PRODUCTS COMING SOON	MORE PRODUCTS COMING SOON
Crimp On	Straight	BSPP F Swivel  J-BF Page 156	JIC F 37° Swivel  J-JF Page 156	ORFS Female  J-FO Page 156
Metric F/M Ball Nose 24° Cone  J-MF Page 156	Stand Pipe	45 Degree	Ball Nose Metric F 24° Cone  J-MF Page 157	Stand Pipe  J-SP Page 157

90 Degree	BSPP F Swivel	JIC F 37° Swivel	Metric Ball Nose F 24° Cone	Stand Pipe
	J-BF Page 157	J-JF Page 157	J-MF Page 158	J-SP Page 158

Stainless Steel

SS Single & Double Wire Braid	Straight	BSPP F Swivel	BSPT Male	JIC F Swivel 37°
		K-BF Page 57	K-BM Page 59	K-JF Page 61
NPT Male	45 Degree	BSPP F Swivel	JIC F Swivel	MORE PRODUCTS COMING SOON
K-NM Page 68		K-BF Page 71	K-JF Page 72	
90 Degree	BSPP F Swivel	JIC F Swivel	MORE PRODUCTS COMING SOON	MORE PRODUCTS COMING SOON
	K-BF Page 75	K-JF Page 77		
SS 100R12 Four Wire Spiral	BSPP F Swivel	JIC F 37° Swivel	O-Ring Metric F 24° Cone	MORE PRODUCTS COMING SOON
	L-BF Page 113	L-JF Page 116	L-MFO Page 119	

Stainless Steel

<p>45 Degree</p>	<p>BSPP F Swivel</p>  <p>L-BF45 Page 123</p>	<p>90 Degree</p>	<p>JIC F 37° Swivel</p>  <p>L-JF Page 129</p>	<p>BSPP F Swivel</p>  <p>L-BF Page 127</p>
<p>SS 100R13,100R15 Four & Six Wire Spiral</p>	<p>Straight</p>	<p>BSPP F Swivel</p>  <p>N-BF Page 133</p>	<p>SAE Code 62 Flange</p>  <p>N-F62 Page 135</p>	<p>MORE PRODUCTS COMING SOON</p>
<p>45 Degree</p>	<p>SAE Code 62 Flange</p>  <p>N-F62 Page 142</p>	<p>90 Degree</p>	<p>SAE Code 62 Flange</p>  <p>N-F62 Page 147</p>	<p>MORE PRODUCTS COMING SOON</p>

HOSE TAILS
Quick Reference



PRODUCTION READY HOSE ASSEMBLIES

Taipan pre-assembled hose kits are custom made to your specifications.

We collaborate with OEM's to ensure the optimal hose system is specified for their manufacturing needs and requirements.

Taipan's world class hose assembly workshop is run by fully trained staff and complemented by high quality equipment. Our processes ensure accuracy and efficiency are achieved so that our customers receive their kits in a timely manner.

- Simplifies hydraulic equipment manufacturing processes
- Enhances the safety, reliability, and performance of hydraulic equipment
- Reliable on-time delivery, nationwide & overseas
- Cost-efficient

www.taipan.com.au



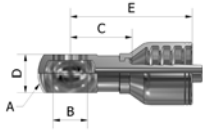
TAIPAN
Hydraulic Hose Systems

Single & Double Wire Braid

Straight

K Series

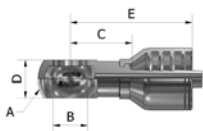
BJ - BSP Banjo Hose Tail



Part Number	Products Description									
	Hose In-Dia	Banjo ID	Nut Hex		Tail-Growth		Nipple Hex		Overall Length	
			MM	Inch	MM	Inch	MM	Inch	MM	Inch
K04BJ04	1/4	1/4			29.4	1.16			57.1	2.24

K Series

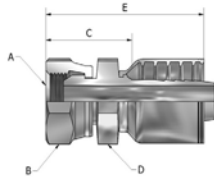
MBJ - Metric Banjo Hose Tail



Part Number	Products Description									
	Hose In-Dia	Banjo ID	Nut Hex		Tail-Growth		Nipple Hex		Overall Length	
		MM	MM	Inch	MM	Inch	MM	Inch	MM	Inch
K04MBJ12	1/4	12			29.4	1.16			57.1	2.24

K Series

BF - BSP Female Parallel Pipe Swivel Straight 60° Cone



Part Number	Products Description									
	Hose In-Dia	Thread PF	Nut Hex		Tail-Growth		Nipple Hex		Overall Length	
			MM	Inch	MM	Inch	MM	Inch	MM	Inch
K04BF02	1/4	1/8-28	14.0	0.55	29.4	1.16	14.0	0.55	49.7	1.96
K04BF04	1/4	1/4-19	19.0	0.75	32.7	1.29	19.0	0.75	53.0	2.09
K04BF04SS	1/4	1/4-19	19.0	0.75	32.7	1.29	19.0	0.75	53.0	2.09
K04BF06	1/4	3/8-19	22.0	0.87	36.2	1.43	22.0	0.87	56.5	2.22
K05BF06	5/16	3/8-19	22.0	0.87	36.7	1.44	22.0	0.87	57.7	2.27
K06BF04	3/8	1/4-19	19.0	0.75	33.5	1.32	19.0	0.75	60.7	2.39
K06BF06	3/8	3/8-19	22.0	0.87	36.8	1.45	22.0	0.87	64.0	2.52
K06BF06SS	3/8	3/8-19	22.0	0.87	36.8	1.45	22.0	0.87	64.0	2.52
K06BF08	3/8	1/2-14	27.0	1.06	40.5	1.59	27.0	1.06	67.7	2.67
K08BF06	1/2	3/8-19	22.0	0.87	37.9	1.49	22.0	0.87	68.1	2.68
K08BF08	1/2	1/2-14	27.0	1.06	41.0	1.61	27.0	1.06	71.2	2.80
K08BF08SS	1/2	1/2-14	27.0	1.06	41.0	1.61	27.0	1.06	71.2	2.80
K08BF10	1/2	5/8-14	28.6	1.12	38.2	1.50	27.0	1.06	68.4	2.69
K08BF12	1/2	3/4-14	32.0	1.26	45.5	1.79	32.0	1.26	75.7	2.98
K10BF08	5/8	1/2-14	27.0	1.06	41.6	1.64	27.0	1.06	76.9	3.03
K10BF10	5/8	5/8-14	28.6	1.12	38.7	1.52	27.0	1.06	74.0	2.91
K10BF12	5/8	3/4-14	32.0	1.26	46.0	1.81	32.0	1.26	81.3	3.20

SS = Stainless Steel

Continued on following page...

Can't find what you're looking for?

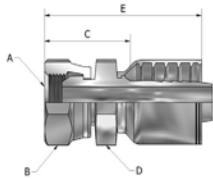
1300 654 782

Single & Double Wire Braid

Straight

K Series

BF - BSP Female Parallel Pipe Swivel Straight 60° Cone *Continued...*

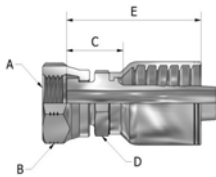


SS = Stainless Steel

Part Number	Products Description									
	Hose In-Dia	Thread PF	Nut Hex		Tail-Growth		Nipple Hex		Overall Length	
			MM	Inch	MM	Inch	MM	Inch	MM	Inch
		A	B		C		D		E	
K12BF12	3/4	3/4-14	32.0	1.26	46.0	1.81	32.0	1.26	81.4	3.20
K12BF12SS	3/4	3/4-14	32.0	1.26	46.0	1.81	32.0	1.26	81.4	3.20
K12BF16	3/4	1-11	41.0	1.61	50.2	1.98	41.0	1.61	85.6	3.37
K16BF16	1	1-11	41.0	1.61	52.7	2.07	41.0	1.61	93.5	3.68
K16BF16SS	1	1-11	41.0	1.61	52.7	2.07	41.0	1.61	93.5	3.68
K16BF20	1	1 1/4-11	50.0	1.97	59.9	2.36	50.0	1.97	100.7	3.96
K20BF20	1 1/4	1 1/4-11	50.0	1.97	60.3	2.37	50.0	1.97	104.0	4.09
K24BF24	1 1/2	1 1/2-11	60.0	2.36	62.8	2.47	55.0	2.17	97.2	3.83
K32BF32	2	2-11	70.0	2.76	70.7	2.78	70.0	2.76	114.6	4.51

K Series

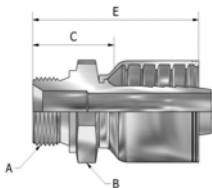
BFF - BSP Female Flat Face



Part Number	Products Description									
	Hose In-Dia	Thread PF	Nut Hex		Tail-Growth		Nipple Hex		Overall Length	
			MM	Inch	MM	Inch	MM	Inch	DAEHAN	Inch
		A	B		C		D		E	
K06BFF06	3/8	3/8-19	22.0	0.87	25.7	1.01	17.5	0.69	52.9	2.08
K06BFF08	3/8	1/2-14	27.0	1.06	25.1	0.99	20.6	0.81	52.3	2.06
K08BFF08	1/2	1/2-14	27.0	1.06	25.5	1.00	22.0	0.87	55.7	2.19

K Series

BPM - BSP Male Parallel 60° Cone



Part Number	Products Description									
	Hose In-Dia	Thread PF	Nipple Hex		Tail-Growth		Overall Length			
			MM	Inch	MM	Inch	MM	Inch		
		A	B		C		D	E		
K04BPM04	1/4	1/4-19	19.0	0.75	28.7	1.13	48.1	1.89		
K04BPM06	1/4	3/8-19	22.0	0.87	31.7	1.13				
K06BPM06	3/8	3/8-19	22.0	0.87	31.7	1.25	58.9	2.32		
K06BPM08	3/8	1/2-14	27.0	1.06	34.2	1.35	61.4	2.42		
K08BPM08	1/2	1/2-14	27.0	1.06	34.6	1.36	64.8	2.55		
K12BPM12	3/4	3/4-14	36.0	1.42	37.3	1.47	72.7	2.86		
K12BPM16	3/4	1-11	41.0	1.61	41.3	1.63	76.7	3.02		
K16BPM16	1	1-11	41.0	1.61	43.8	1.72	84.6	3.33		

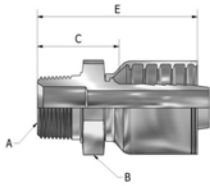


Single & Double Wire Braid

Straight

K Series

BM - BSP Male Taper



SS = Stainless Steel

Part Number	Products Description								
	Hose In-Dia	Thread PT	Nipple Hex		Tail-Growth		Overall Length		
		A	B	MM	Inch	MM	Inch	MM	Inch
K03BM02	3/16	1/8-28	14.3	0.56	22.8	0.89	42.5	1.67	
K03BM04	3/16	1/4-19	14.3	0.56	25.8	1.01	45.5	1.77	
K04BM02	1/4	1/8-28	14.3	0.56	24.7	0.97	45.0	1.77	
K04BM04	1/4	1/4-19	14.3	0.56	28.2	1.11	47.8	1.88	
K04BM06	1/4	3/8-19	22.0	0.87	30.1	1.19	49.7	1.96	
K04BM08	1/4	1/2-14	27.0	1.06	34.7	1.37	54.3	2.14	
K05BM06	5/16	3/8-19	22	0.87					
K06BM04	3/8	1/4-19	19.0	0.75	31.4	1.24	58.6	2.31	
K06BM06	3/8	3/8-19	22.0	0.87	30.7	1.21	57.9	2.28	
K06BM06SS	3/8	3/8-19	22.0	0.87	30.7	1.21	57.9	2.28	
K06BM08	3/8	1/2-14	27.0	1.06	35.3	1.39	62.5	2.46	
K08BM06	1/2	3/8-19	22.0	0.87	32.0	1.26	62.2	2.45	
K08BM08	1/2	1/2-14	27.0	1.06	35.8	1.41	66.0	2.60	
K08BM08SS	1/2	1/2-14	27.0	1.06	35.8	1.41	66.0	2.60	
K08BM12	1/2	3/4-14	36.0	1.42					
K10BM08	5/8	1/2-14	27.0	1.06	36.3	1.43	71.6	2.82	
K10BM12	5/8	3/4-14	36.0	1.42	40.4	1.59	75.7	2.98	
K12BM12	3/4	3/4-14	36.0	1.42	40.4	1.59	75.8	2.98	
K12BM16	3/4	1-11	41.0	1.61	45.2	1.78	80.6	3.17	
K16BM16	1	1-11	41.0	1.61	47.6	1.87	88.4	3.48	
K16BM16SS	1	1-11	41.0	1.61	47.6	1.87	88.4	3.48	
K16BM20	1	1 1/4-11	41.0	1.61	47.6	1.87	88.4	3.48	
K20BM20	1 1/4	1 1/4-11	50.0	1.97	52.6	2.07	96.3	3.79	
K24BM24	1 1/2	1 1/2-11	60.0	2.36	52.8	2.08	87.2	3.43	
K32BM32	2	2-11	70.0	2.76	63.1	2.48	107.0	4.21	

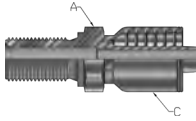
K Series
HOSE TAILS

Single & Double Wire Braid

Straight

K Series

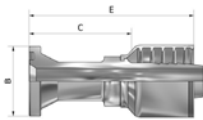
BBPM - BSP Male Bulkhead Parallel 60° Cone



Part Number	Products Description							
	Hose In-Dia	Thread PF	Nipple Hex		Tail-Growth		Overall Length	
A		B	MM	Inch	MM	Inch	MM	Inch
K08BBPM08	1/2	1/2-14	27.0	1.06	51.6	2.03	85.8	3.38
K10BBPM10	5/8	5/8-14	30.0	1.18	51.3	2.02	90.6	3.57

K Series

F61 - SAE Code 61 Flange Straight



Part Number	Products Description							
	Hose In-Dia	Flange Size	Flange Dia		Tail-Growth		Overall Length	
A		B	MM	Inch	MM	Inch	MM	Inch
K08F6108	1/2	1/2	30.2	1.19	57.6	2.27	87.8	3.46
K08F6112	1/2	3/4	38.1	1.50	31.7	1.25	61.9	2.44
K10F6110	5/8	5/8	34.1	1.34	61.9	2.44	97.2	3.83
K12F6112	3/4	3/4	38.1	1.50	62.6	2.46	98.0	3.86
K12F6116	3/4	1	44.5	1.75	34.2	1.35	69.6	2.74
K12F6120	3/4	1 1/4	50.8	2.00	39.8	1.57	75.2	2.96
K16F6116	1	1	44.5	1.75	67.1	2.64	107.9	4.25
K16F6120	1	1 1/4	50.8	2.00	40.4	1.59	81.2	3.20
K16F6124	1	1 1/2	60.3	2.37	45.6	1.80	86.4	3.40
K20F6116	1 1/4	1	44.5	1.75	67.6	2.66	111.3	4.38
K20F6120	1 1/4	1 1/4	50.8	2.00	75.7	2.98	119.4	4.70
K20F6124	1 1/4	1 1/2	60.3	2.37	38.1	1.50	81.8	3.22
K24F6124	1 1/2	1 1/2	60.3	2.37	82.2	3.24	116.6	4.59
K32F6132	2	2	71.4	2.81	83.2	3.28	127.1	5.00
K32F6140	2	2 1/2	84.1	3.31	53.7	2.11	97.6	3.84

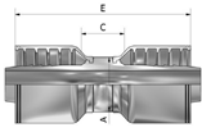


Single & Double Wire Braid

Straight

K Series

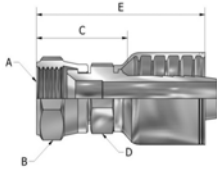
HJ - Hose Joiner



Part Number	Products Description							
	Hose In-Dia	Nipple		Tail-Growth		Overall Length		
		MM	Inch	MM	Inch	MM	Inch	
	A		C		E			
K04HJ04	1/4	13.7	0.54	20.5	0.81	59.7	2.35	
K05HJ05	5/16	15.0	0.59	21.5	0.85	63.4	2.50	
K06HJ06	3/8	17.5	0.69	21.6	0.85	76.0	2.99	
K08HJ08	1/2	21.0	0.83	24.6	0.97	85.0	3.35	
K10HJ10	5/8	25.0	0.98	26.6	1.05	97.1	3.82	
K12HJ12	3/4	28.0	1.10	19.6	8.77	98.3	3.82	

K Series

JF - JIC Female 37° Swivel Straight



SS = Stainless Steel

Part Number	Product Description									
	Hose In-Dia	Thread UNF	Nut Hex		Tail-Growth		Nipple Hex		Overall Length	
			MM	Inch	MM	Inch	MM	Inch	MM	Inch
	A	B		C		D		E		
K03JF07	3/16	7/16-20	14.3	0.56	32.2	1.27	14.3	0.56	47.9	1.89
K03JF09	3/16	9/16-18	17.5	0.69	34.5	1.36	17.5	0.69	50.2	1.98
K04JF06	1/4	3/8-24								
K04JF07	1/4	7/16-20	14.3	0.56	29.8	1.17	14.3	0.56	50.1	1.97
K04JF07SS	1/4	7/16-20	14.3	0.56	29.8	1.17	14.3	0.56	50.1	1.97
K04JF08	1/4	1/2-20	15.9	0.62	31.3	1.23	14.3	0.56	51.6	2.03
K04JF09	1/4	9/16-18	17.5	0.69	32.7	1.29	14.3	0.56	53.0	2.09
K04JF09SS	1/4	9/16-18	17.5	0.69	32.7	1.29	14.3	0.56	53.0	2.09
K04JF12	1/4	3/4-16	22.2	0.87	37.5	1.48	20.6	0.81	57.8	2.28
K05JF08	5/16	1/2-20	15.9	0.62	28.9	1.14	17.5	0.69	53.4	2.10
K05JF09	5/16	9/16-18	17.5	0.69	33.2	1.31	17.5	0.69	54.2	2.13
K06JF07	3/8	7/16-20	14.3	0.56	30.0	1.18	17.5	0.69	57.2	2.25
K06JF09	3/8	9/16-18	17.5	0.69	32.5	1.28	17.5	0.69	59.7	2.35
K06JF09SS	3/8	9/16-18	17.5	0.69	32.5	1.28	17.5	0.69	59.7	2.35
K06JF12	3/8	3/4-16	22.2	0.87	35.4	1.39	17.5	0.69	62.6	2.46
K06JF12SS	3/8	3/4-16	22.2	0.87	35.4	1.39	17.5	0.69	62.6	2.46
K06JF14	3/8	7/8-14	25.4	1.00	41.0	1.61	22.2	0.87	68.2	2.69
K08JF09	1/2	9/16-18	17.5	0.69	33.0	1.30	20.6	0.81	63.2	2.49
K08JF12	1/2	3/4-16	22.2	0.87	38.6	1.52	20.6	0.81	68.8	2.71

Continued on following page..

Can't find what you're looking for?

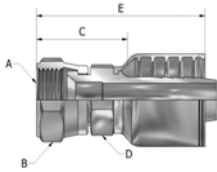
1300 654 782

Single & Double Wire Braid

Straight

K Series

JF - JIC Female 37° Swivel Straight *Continued...*



SS = Stainless Steel

Part Number	Product Description									
	Hose In-Dia	Thread UNF	Nut Hex		Tail-Growth		Nipple Hex		Overall Length	
		A	B	MM	Inch	MM	Inch	MM	Inch	MM
K08JF12SS	1/2	3/4-16	22.2	0.87	38.6	1.52	20.6	0.81	68.8	2.71
K08JF14	1/2	7/8-14	25.4	1.00	41.5	1.63	22.2	0.87	71.7	2.82
K08JF14SS	1/2	7/8-14	25.4	1.00	41.5	1.63	22.2	0.87	71.7	2.82
K08JF17	1/2	1 1/16-12	31.8	1.25	39.8	1.57	27.0	1.06	70.0	2.76
K10JF12	5/8	3/4-16	22.2	0.87	36.3	1.43	23.8	0.94	71.6	2.82
K10JF14	5/8	7/8-14	25.4	1.00	39.2	1.54	23.8	0.94	74.5	2.93
K10JF14SS	5/8	7/8-14	25.4	1.00	39.2	1.54	23.8	0.94	74.5	2.93
K10JF17	5/8	1 1/16-12	31.8	1.25	43.6	1.72	27.0	1.06	78.9	3.11
K12JF12	3/4	3/4-16	22.2	0.87	36.4	1.43	27.0	1.06	71.8	2.83
K12JF14	3/4	7/8-14	25.4	1.00	38.9	1.53	27.0	1.06	74.4	2.93
K12JF17	3/4	1 1/16-12	31.8	1.25	45.1	1.78	27.0	1.06	80.5	3.17
K12JF17SS	3/4	1 1/16-12	31.8	1.25	45.1	1.78	27.0	1.06	80.5	3.17
K12JF19	3/4	1 3/16-12	36.0	1.42	45.7	1.80	31.8	1.25	81.1	3.19
K12JF21	3/4	1 5/16-12	38.0	1.50	48.0	1.89	31.8	1.25	83.4	3.28
K16JF17	1	1 1/16-12	31.8	1.25	47.9	1.89	35.0	1.38	88.7	3.49
K16JF21	1	1 5/16-12	38.0	1.50	50.5	1.99	35.0	1.38	91.3	3.59
K16JF21SS	1	1 5/16-12	38.0	1.50	50.5	1.99	35.0	1.38	91.3	3.59
K16JF26	1	1 5/8-12	50.0	1.97	56.4	2.22	41.3	1.62	97.2	3.83
K20JF21	1 1/4	1 5/16-12	38.0	1.50	52.4	2.06	47.6	1.87	96.1	3.78
K20JF26	1 1/4	1 5/8-12	50.0	1.97	56.7	2.23	47.6	1.87	100.4	3.95
K20JF26SS	1 1/4	1 5/8-12	50.0	1.97	56.7	2.23	47.6	1.87	100.4	3.95
K20JF30	1 1/4	1 7/8-12	55.0	2.17	59.8	2.35	54.0	2.13	103.4	4.07
K24JF30	1 1/2	1 7/8-12	55.0	2.17	61.7	2.43	54.0	2.13	96.1	3.78
K32JF40	2	2 1/2-12	73.0	2.87	77.2	3.04	63.5	2.50	121.1	4.77

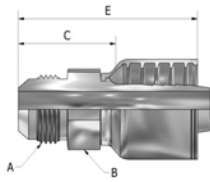


Single & Double Wire Braid

Straight

K Series

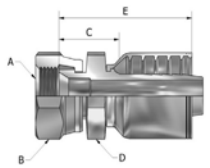
JM - JIC Male 37° Straight



Part Number	Products Description								
	Hose In-Dia	Thread UNF	Nipple Hex		Tail-Growth		Overall Length		
		A	MM	Inch	MM	Inch	MM	Inch	
K04JM07	1/4	7/16-20	14.3	0.56	30.8	1.21	51.1	2.01	
K04JM08	1/4	1/2-20	14.3	0.56	23.8	0.94	46.6	1.84	
K04JM09	1/4	9/16-18	17.5	0.69	27.3	1.07	47.6	1.87	
K04JM12	1/4	3/4-16	22.2	0.87	36.2	1.43	56.5	2.22	
K06JM09	3/8	9/16-18	19.0	0.75	34.2	1.35	61.4	2.42	
K06JM12	3/8	3/4-16	22.2	0.87	32.7	1.29	59.9	2.36	
K06JM14	3/8	7/8-14	23.8	0.94	35.2	1.39	62.4	2.46	
K08JM12	1/2	3/4-16	22.2	0.87	37.3	1.47	67.5	2.66	
K08JM14	1/2	7/8-14	23.8	0.94	35.7	1.41	65.9	2.59	
K08JM17	1/2	1 1/16-12	28.6	1.12	45.1	1.78	75.3	2.96	
K10JM14	5/8	7/8-14	23.8	0.94	41.8	1.65	77.1	3.04	
K10JM17	5/8	1 1/16-12	28.6	1.12	45.6	1.80	80.9	3.19	
K12JM17	3/4	1 1/16-12	28.6	1.12	45.6	1.80	81.0	3.19	
K12JM21	3/4	1 5/16-12	35.0	1.38	47.4	1.87	82.8	3.26	
K16JM21	1	1 5/16-12	35.0	1.38	51.4	2.02	92.2	3.63	
K16JM26	1	1 5/8-12	47.6	1.87	53.2	2.09	94.0	3.70	
K20JM26	1 1/4	1 5/8-12	47.6	1.87	53.6	2.11	97.2	3.83	

K Series

IBF - JIS (BSP) Female Parallel Pipe Swivel 30° Flare Straight



Part Number	Products Description									
	Hose In-Dia	Thread PF	Nut Hex		Tail-Growth		Nipple Hex		Overall Length	
		A	MM	Inch	MM	Inch	MM	Inch	MM	Inch
K04IBF04	1/4	1/4-19	19.0	0.75	22.7	0.89	19.0	0.75	42.3	1.67
K04IBF06	1/4	3/8-19	22.0	0.87	25.5	1.00	22.0	0.87	45.1	1.78
K06IBF06	3/8	3/8-19	22.0	0.87	26.1	1.03	22.0	0.87	53.3	2.10
K08IBF08	1/2	1/2-14	27.0	1.06	27.9	1.10	27.0	1.06	58.1	2.29
K10IBF12	5/8	3/4-14	36.0	1.42	32.4	1.28	36.0	1.42	67.7	2.67
K12IBF12	3/4	3/4-14	36.0	1.42	32.4	1.28	36.0	1.42	67.8	2.67
K16IBF16	1	1-11	41.0	1.61	36.9	1.45	41.0	1.61	77.7	3.06

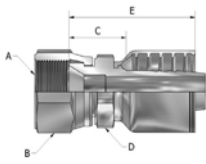
HOSE TAILS
K Series

Single & Double Wire Braid

Straight

K Series

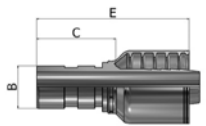
KF - Komatsu Female Swivel Straight 30° Flare JIS Metric



Part Number	Products Description									
	Hose In-Dia	Thread METRIC	Nut Hex		Tail-Growth		Nipple Hex		Overall Length	
		A	MM	Inch	MM	Inch	MM	Inch	MM	Inch
K04KF14	1/4	M14*1.5P	19.0	0.75	22.5	0.89	19.0	0.75	42.3	1.67
K04KF18	1/4	M18*1.5P	24.0	0.94	25.5	1.00	22.0	0.87	45.1	1.78
K06KF14	3/8	M14*1.5P	19.0	0.75	23.3	0.92	19.0	0.75	50.5	1.99
K06KF16	3/8	M16*1.5P	22.0	0.87	26.1	1.03	22.0	0.87	53.3	2.10
K06KF18	3/8	M18*1.5P	24.0	0.94	26.1	1.03	22.0	0.87	53.3	2.10
K06KF20	3/8	M20*1.5P	27.0	1.06	27.4	1.08	27.0	1.06	54.6	2.15
K06KF22	3/8	M22*1.5P	27.0	1.06	27.4	1.08	27.0	1.06	54.6	2.15
K08KF20	1/2	M20*1.5P	27.0	1.06	27.4	1.08	27.0	1.06	54.6	2.15
K08KF22	1/2	M22*1.5P	27.0	1.06	27.9	1.10	27.0	1.06	58.1	2.29
K08KF24	1/2	M24*1.5P	32.0	1.26	31.4	1.24	30.0	1.18	61.6	2.43
K10KF24	5/8	M24*1.5P	32.0	1.26	31.9	1.26	30.0	1.18	67.2	2.65
K10KF30	5/8	M30*1.5P	36.0	1.41	47.0	1.85	32.0	1.26	86.3	3.39
K12KF24	3/4	M24*1.5P	32.0	1.26	31.9	1.26	30.0	1.18	67.3	2.65
K12KF30	3/4	M30*1.5P	36.0	1.42	32.4	1.28	32.0	1.26	67.8	2.67
K16KF33	1	M33*1.5P	41.0	1.61	39.0	1.54	36.0	1.42	79.8	3.14
K20KF42	1 1/4	M42*1.5P	50.8	2.00	51.9	2.04	50.8	2.00		
K24KF42	1 1/2	M42*1.5P	50.8	2.00	51.9	2.04	50.8	2.00	86.3	3.40

K Series

KPI - Plug In Male (WEO Interchange)



Part Number	Products Description							
	Hose In-Dia	Plugin	OD		Tail-Growth		Overall Length	
		B	MM	Inch	MM	Inch	MM	Inch
K04KPI04	1/4	1/4	9.9	0.39	29.7	1.17	51.3	2.02
K06KPI06	3/8	3/8	12.9	0.51	34.4	1.35	63.5	2.50
K08KPI08	1/2	1/2	15.9	0.63	34.8	1.37	67	2.64
K12KPI12	3/4	3/4	22.9	0.9	44.9	1.77	81.9	3.22
K16KPI16	1	1	29.9	1.18	55.5	2.19	98.1	3.86

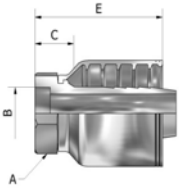


Single & Double Wire Braid

Straight

K Series

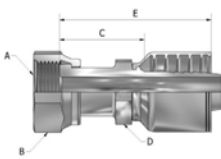
LS - Life Saver



Part Number	Products Description									
	Hose In-Dia	Nipple Hex		In-Dia		Tail-Growth		Overall Length		
		MM	Inch	MM	Inch	MM	Inch	MM	Inch	
		A		B		C		E		
K04LS04	1/4	14.0	0.55	6.35	0.25	13.3	0.52	32.7	1.29	
K04LS05	1/4	14.0	0.55	8.2	0.32	13.3	0.52	32.7	1.29	
K06LS06	3/8	17.46	0.69	9.5	0.37	13.7	0.54	40.9	1.61	
K06LS08	3/8	17.46	0.69	12.6	0.50	13.7	0.54	40.9	1.61	
K08LS08	1/2	20.63	0.81	12.6	0.50	14.2	0.56	44.4	1.75	
K10LS10	5/8	23.8	0.94	16.2	0.64	17.9	0.70	53.2	2.09	
K12LS12	3/4	27.0	1.06	19.4	0.76	18.0	0.71	53.3	2.10	
K16LS16	1	35.0	1.38	25.7	1.01	24.1	0.95	64.9	2.56	
K20LS20	1 1/4	46.0	1.81	31.8	1.25	26.2	1.03	69.9	2.75	

K Series

MFF - Metric Female Flat Face Straight



Part Number	Products Description									
	Hose In-Dia	Thread METRIC	Nut Hex		Tail-Growth		Nipple Hex		Overall Length	
			MM	Inch	MM	Inch	MM	Inch	MM	Inch
		A	B		C		D		E	
K04MFF14	1/4	M14*1.5P	16.9	0.66						
K04MFF16	1/4	M16*1.5P	18.9	0.74						
K06MFF16	3/8	M16*1.5P	22.0	0.87	30.6	1.20	17.4	0.68	61.3	2.4
K06MFF18	3/8	M18*1.5P	21.7	0.85						
K08MFF22	1/2	M22*1.5P	26.8	1.05						
K10MFF27	5/8	M27*1.5P	31.5	1.24						
K12MFF30	3/4	M30*1.5P	35.7	1.40						
K12MFF36	3/4	M36*2P	40.8	1.60						
K16MFF36	1	M36*2P	40.8	1.60						
K16MFF39	1	M39*2P	45.4	1.78						
K16MFF42	1	M42*2P	49.7	1.95						

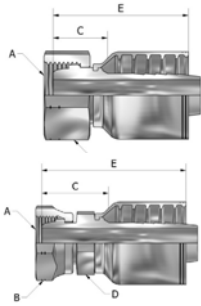
HOSE TAILS
K Series

Single & Double Wire Braid

Straight

K Series

MF - Metric Female Ball Nose Straight 24° Cone



(L) = Light Series Metric
(S) = Heavy Series Metric

Part Number	Products Description											
	Hose In-Dia	DIN	Thread METRIC	Nut Hex		Tail-Growth		Nipple Hex		Overall Length		
			A	B	C		D		E			
K04MF0612A	1/4	(L)	M12*1.5P	15.9	0.62	25.6	1.01	14.0	0.55	45.2	1.78	
K04MF0614A	1/4	(S)	M14*1.5P	17.5	0.69	24.7	0.97	14.0	0.55	45.0	1.77	
K04MF0814A	1/4	(L)	M14*1.5P	17.5	0.69	26.0	1.02	17.0	0.67	45.6	1.80	
K04MF0816A	1/4	(S)	M16*1.5P	19.0	0.75	19.6	0.77			39.2	1.54	
K04MF1016A	1/4	(L)	M16*1.5P	19.0	0.75	30.1	1.19	19.0	0.75	50.4	1.98	
K04MF1018A	1/4	(S)	M18*1.5P	22.0	0.87	21.8	0.86			41.4	1.63	
K04MF1218A	1/4	(L)	M18*1.5P	22.0	0.87	21.8	0.86			41.4	1.63	
K06MF0814A	3/8	(L)	M14*1.5P	17.5	0.69							
K06MF0816A	3/8	(S)	M16*1.5P	19.0	0.75	28.4	1.12	17.0	0.67	55.6	2.19	
K06MF1016A	3/8	(L)	M16*1.5P	19.0	0.75	31.4	1.24	19.0	0.75	58.6	2.31	
K06MF1018A	3/8	(S)	M18*1.5P	22.0	0.87	32.9	1.30	17.0	0.67	60.1	2.37	
K06MF1218A	3/8	(L)	M18*1.5P	22.0	0.87	31.3	1.23	17.0	0.67	58.5	2.30	
K06MF1220A	3/8	(S)	M20*1.5P	24.0	0.94	24.4	0.96			51.6	2.03	
K06MF1422A	3/8	(S)	M22*1.5P	27.0	1.06	24.3	0.96			51.5	2.03	
K06MF1522A	3/8	(L)	M22*1.5P	27.0	1.06	23.8	0.94			51.0	2.01	
K08MF1218A	1/2	(L)	M18*1.5P	22.0	0.87	32.9	1.30	22.0	0.87	63.1	2.48	
K08MF1220A	1/2	(S)	M20*1.5P	24.0	0.94	24.4	0.96					
K08MF1422A	1/2	(S)	M22*1.5P	27.0	1.06	35.6	1.40	22.0	0.87	65.8	2.59	
K08MF1522A	1/2	(L)	M22*1.5P	27.0	1.06	35.6	1.40	22.0	0.87	65.8	2.59	
K08MF1624A	1/2	(S)	M24*1.5P	30.0	1.18	27.4	1.08			55.6	2.19	
K08MF1826A	1/2	(L)	M26*1.5P	32.0	1.26	24.3	0.96			54.5	2.15	
K10MF1624A	5/8	(S)	M24*1.5P	30.0	1.18	29.9	1.17			69.2	2.72	
K10MF1826A	5/8	(L)	M26*1.5P	32.0	1.26	33.8	1.33	24.0	0.94	69.1	2.72	
K10MF2030B	5/8	(S)	M30*2.0P	36.0	1.42	29.3	1.15			64.6	2.54	
K10MF2536B	5/8	(S)	M36*2.0P	46.0	1.81	28.2	1.11			63.5	2.50	
K12MF1826A	3/4	(L)	M26*1.5P	32.0	1.26	33.8	1.33	27.0	1.06	69.2	2.72	
K12MF2030B	3/4	(S)	M30*2.0P	36.0	1.42	27.2	1.07			62.6	2.46	
K12MF2230A	3/4		M30*1.5P	36.0	1.42	26.6	1.05			62.0	2.44	
K12MF2230B	3/4	(L)	M30*2.0P	36.0	1.42	26.6	1.05			62.0	2.44	
K12MF2536B	3/4	(S)	M36*2.0P	46.0	1.81	28.2	1.11			63.6	2.50	
K16MF2836B	1	(L)	M36*2.0P	43.0	1.69	46.9	1.85	35.0	1.38	87.7	3.45	
K16MF3042B	1	(S)	M42*2.0P	50.0	1.97	32.1	1.26			72.9	2.87	
K20MF3545B	1 1/4	(L)	M45*2.0P	50.0	1.97	51.1	2.01			94.7	3.73	

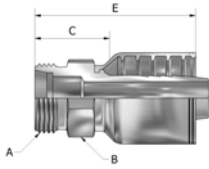


Single & Double Wire Braid

Straight

K Series

MM - Metric Male Straight 24° Cone



(L) = Light Series Metric
(S) = Heavy Series Metric
(LL) = Extra Light Series Metric

Part Number	Products Description									
	Hose In-Dia	DIN	Thread METRIC	Nipple Hex		Tail-Growth		Overall Length		
			A	B	MM	Inch	MM	Inch	MM	
K04MM0612A	1/4	(L)	M12*1.5P	14.0	0.55	23.0	0.91	42.6	1.68	
K04MM0614A	1/4	(S)	M14*1.5P	14.0	0.55	23.0	0.91	42.6	1.68	
K04MM0814A	1/4	(L)	M14*1.5P	14.0	0.55	23.0	0.91	42.6	1.68	
K04MM0816A	1/4	(S)	M16*1.5P	17.0	0.67	25.0	0.98	44.6	1.76	
K04MM1016A	1/4	(L)	M16*1.5P	19.0	0.75	23.9	0.94	43.5	1.71	
K04MM1018A	1/4	(S)	M18*1.5P	19.0	0.75	26.8	1.06	46.6	1.83	
K06MM0814A	3/8	(L)	M14*1.5P	17.0	0.67	25.3	1.00	52.5	2.07	
K06MM0816A	3/8	(S)	M16*1.5P	19.0	0.75	27.2	1.07	54.4	2.14	
K06MM1016A	3/8	(L)	M16*1.5P	19.0	0.75	26.2	1.03	53.4	2.10	
K06MM1018A	3/8	(S)	M18*1.5P	22.0	0.87	28.1	1.11	55.3	2.18	
K06MM1218A	3/8	(L)	M18*1.5P	19.0	0.75	26.2	1.03	53.4	2.10	
K06MM1220A	3/8	(S)	M20*1.5P	22.0	0.87	29.2	1.15	56.4	2.22	
K06MM1422A	3/8	(S)	M22*1.5P	22.0	0.87	31.1	1.22	58.3	2.30	
K06MM1522A	3/8	(L)	M22*1.5P	22.0	0.87	29.1	1.15	56.3	2.22	
K08MM1218A	1/2	(L)	M18*1.5P	22.0	0.87	28.6	1.13	58.8	2.31	
K08MM1220A	1/2	(S)	M20*1.5P	22.0	0.87	29.2	1.15			
K08MM1422A	1/2	(S)	M22*1.5P	22.0	0.87	31.6	1.24	61.8	2.43	
K08MM1522A	1/2	(L)	M22*1.5P	22.0	0.87	29.6	1.17	59.8	2.35	
K08MM1624A	1/2	(S)	M24*1.5P	24.0	0.94	31.6	1.24	61.8	2.43	
K08MM1826A	1/2	(L)	M26*1.5P	27.0	1.06	31.8	1.25	62.0	2.44	
K10MM1826A	5/8	(L)	M26*1.5P	27.0	1.06	32.3	1.27	67.6	2.66	
K10MM2030B	5/8	(S)	M30*2.0P	30.0	1.18	36.3	1.43	71.6	2.82	
K12MM2030B	3/4	(S)	M30*2.0P	30.0	1.18	34.0	1.34	69.4	2.73	
K12MM2230B	3/4	(L)	M30*2.0P	30.0	1.18	34.0	1.34	69.4	2.73	
K12MM2536B	3/4	(S)	M36*2.0P	41.0	1.61	38.5	1.52	73.9	2.91	
K12MM3042B	3/4	(S)	M42*2.0P	46.0	1.81	41.6	1.64	77.0	3.03	
K16MM2536B	1	(S)	M36*2.0P	41.0	1.61	41.0	1.61	81.8	3.22	
K16MM2836B	1	(L)	M36*2.0P	36.0	1.42	36.6	1.44	77.4	3.05	
K16MM3042B	1	(S)	M42*2.0P	46.0	1.81	44.1	1.74	84.9	3.34	

HOSE TAILS
K Series

Can't find what you're looking for?

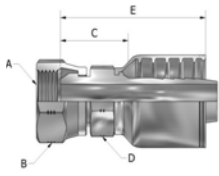
1300 654 782

Single & Double Wire Braid

Straight

K Series

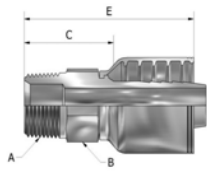
NF - NPT Female Swivel Straight



Part Number	Products Description									
	Hose In-Dia	Thread NPSM	Nut Hex		Tail-Growth		Nipple Hex		Overall Length	
			MM	Inch	MM	Inch	MM	Inch	MM	Inch
	A	B		C		D		E		
K04NF04	1/4	1/4-18	19.0	0.75	26.7	1.05	14.3	0.56	47.0	1.85
K06NF06	3/8	3/8-18	22.0	0.87	27.2	1.07	17.5	0.69	54.4	2.14
K08NF08	1/2	1/2-14	25.4	1.00	29.4	1.16	23.8	0.94	59.6	2.35

K Series

NM - Taper Male NPT Straight



SS = Stainless Steel

Part Number	Products Description								
	Hose In-Dia	Thread NPTF	Nipple Hex		Tail-Growth		Overall Length		
			MM	Inch	MM	Inch	MM	SAE	
	A	B		C		E			
K04NM02	1/4	1/8-27	14.3	0.56	26.0	1.02	45.6	1.80	
K04NM04	1/4	1/4-18	14.3	0.56	31.6	1.24	51.2	2.02	
K04NM04SS	1/4	1/4-18	14.3	0.56	31.6	1.24	51.2	2.02	
K04NM06	1/4	3/8-18	17.5	0.69	27.8	1.09	47.4	1.87	
K06NM04	3/8	1/4-18	19.0	0.75	32.2	1.27	59.4	2.34	
K06NM06	3/8	3/8-18	19.0	0.75	34.5	1.36	61.7	2.43	
K06NM08	3/8	1/2-14	22.2	0.87	35.0	1.38	62.2	2.45	
K08NM06	1/2	3/8-18	22.0	0.87	34.9	1.37	65.1	2.56	
K08NM08	1/2	1/2-14	22.0	0.87	41.3	1.63	71.5	2.81	
K08NM08SS	1/2	1/2-14	22.0	0.87	41.3	1.63	71.5	2.81	
K12NM12	3/4	3/4-14	27.0	1.06	43.0	1.69	78.4	3.09	
K16NM16	1	1-11.5	35.0	1.38	50.4	1.98	91.2	3.59	
K16NM16SS	1	1-11.5	35.0	1.38	50.4	1.98	91.2	3.59	
K20NM20	1 1/4	1 1/4-11.5	44.5	1.75	59.9	2.36	103.6	4.08	
K24NM24	1 1/2	1 1/2-11.5	50.8	2.00	54.5	2.15	88.9	3.50	
K32NM32	2	2-11.5	63.5	2.50	59.3	2.33	103.2	4.06	

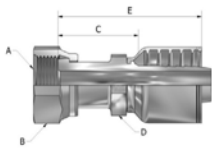


Single & Double Wire Braid

Straight

K Series

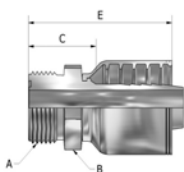
FO - Female O-Ring Face Seal Swivel Straight



Part Number	Products Description									
	Hose In-Dia	Thread UNF	Nut Hex		Tail-Growth		Nipple Hex		Overall Length	
		A	MM	Inch	MM	Inch	MM	Inch	MM	Inch
K04FO09	1/4	9/16-18	175	0.69	33.1	1.30	14.3	0.56	52.7	2.07
K04FO11	1/4	11/16-16	22.0	0.87	31.6	1.24	17.5	0.69	51.2	2.02
K06FO09	3/8	9/16-18	175	0.69	33.5	1.32	17.5	0.69	60.7	2.39
K06FO11	3/8	11/16-16	22.0	0.87	32.2	1.27	17.5	0.69	59.4	2.34
K06FO13	3/8	13/16-16	23.8	0.94	38.5	1.52	20.6	0.81	65.7	2.59
K06FO16	3/8	1-14	30.0	1.18	44.5	1.75	23.8	0.94	71.7	2.82
K08FO11	1/2	11/16-16	22.0	0.87	32.7	1.29	20.6	0.81	62.9	2.48
K08FO13	1/2	13/16-16	23.8	0.94	39.8	1.57	22.0	0.87	70.0	2.76
K08FO16	1/2	1-14	30.0	1.18	42.8	1.69	23.8	0.94	73.0	2.87
K08FO19	1/2	1 3/16-12	36.0	1.42	48.1	1.89	28.6	1.12	78.3	3.08
K10FO16	5/8	1-14	30.0	1.18	43.3	1.70	23.8	0.94	78.6	3.09
K10FO19	5/8	1 3/16-12	36.0	1.42	48.0	1.89	28.6	1.12	83.3	3.28
K12FO16	3/4	1-14	30.0	1.18	46.0	1.81	27.0	1.06	81.4	3.20
K12FO19	3/4	1 3/16-12	36.0	1.42	48.6	1.91	28.6	1.12	84.0	3.31
K12FO23	3/4	1 7/16-12	41.0	1.61	50.2	1.98	35.0	1.38	85.6	3.37
K16FO23	1	1 7/16-12	41.0	1.61	51.1	2.01	35.0	1.38	91.9	3.62
K16FO27	1	1 11/16-12	50.0	1.97	55.2	2.17	41.0	1.61	96.0	3.78
K20FO27	1 1/4	1 11/16-12	50.0	1.97	52.1	2.05	46.0	1.81	95.8	3.77

K Series

MO - Male O-Ring Face Seal



Part Number	Products Description							
	Hose In-Dia	Thread UNF	Nipple Hex		Tail-Growth		Overall Length	
		A	MM	Inch	MM	Inch	MM	Inch
K04MO09	1/4	9/16-18	17.0	0.67	24.2	0.95	44.5	1.75
K04MO11	1/4	11/16-16	19.0	0.75	25.4	1.00	45.7	1.80
K06MO11	3/8	11/16-16	19.0	0.75	26.0	1.02	53.2	2.09
K06MO13	3/8	13/16-16	22.0	0.87	31.3	1.23	58.5	2.30
K08MO13	1/2	13/16-16	22.0	0.87	31.8	1.25	62.0	2.44
K08MO16	1/2	1-14	27.0	1.06	36.8	1.45	67.0	2.64
K10MO16	5/8	1-14	27.0	1.06	37.3	1.47	72.6	2.86
K10MO19	5/8	1 3/16-12	32.0	1.26	34.5	1.36	69.8	2.75
K12MO19	3/4	1 3/16-12	32.0	1.26	34.5	1.36	69.9	2.75

HOSE TAILS
K Series

Can't find what you're looking for?

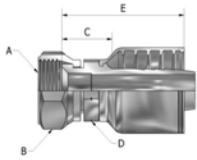
1300 654 782

Single & Double Wire Braid

Straight

K Series

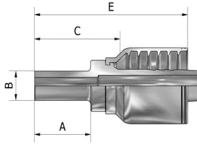
SF - SAE Female Straight



Part Number	Products Description									
	Hose In-Dia	Thread UNF	Nut Hex		Tail-Growth		Nipple Hex		Overall Length	
		MM	Inch	MM	Inch	MM	Inch	MM	Inch	
A		B		C		D		E		
K04SF10	1/4	5/8-18	19.0	0.75						
K06SF10	3/8	5/8-18	19.0	0.75	23.6	0.93	17.5	0.69	50.8	2.00
K10SF17	5/8	1 1/16-14	32.0	1.26	27.3	1.07	25.4	1.00	62.6	2.46
K12SF17	3/4	1 1/16-14	32.0	1.26	27.3	1.07	25.4	1.00	62.7	2.47

K Series

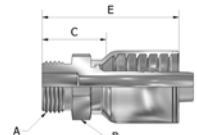
SPM - Stand Pipe Straight



Part Number	Products Description									
	Hose In-Dia	Length		Out-Dia		Tail-Growth		Overall Length		
MM		Inch	MM	Inch	MM	Inch	MM	Inch		
A			B		C		E			
K04SPM06	1/4	22	0.87	6.0	0.24	31.9	1.26	52.2	2.06	

K Series

PM - UNO Male Straight

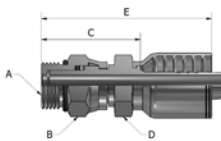


Supplied with O'Ring

Part Number	Products Description									
	Hose In-Dia	Thread UNF	Nipple Hex		Tail-Growth		Overall Length			
		MM	Inch	MM	Inch	MM	Inch	MM	Inch	
A		B		C		E				
K04PM09	1/4	9/16-18	17.5	0.69	22.4	0.88	42	1.65		
K06PM09	3/8	9/16-18	17.46	0.68	24.1	0.94	54.8	2.16		
K06PM12	3/8	3/4-16			32.7	1.29				
K08PM12	1/2	3/4-16			37.3	1.47				
K08PM14	1/2	7/8-14	25.4	1	35.7	1.41	59.1	2.33		

K Series

PSW - UNO Male Swivel



Part Number	Products Description									
	Hose In-Dia	Thread UNF	Nut Hex		Tail-Growth		Nipple Hex		Overall Length	
		MM	Inch	MM	Inch	MM	Inch	MM	Inch	
A		B		C		D		E		
K08PSW14	1/2	7/8	25.4	1	47.6	1.87	25.4	1	81.8	3.22

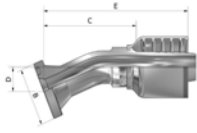


Single & Double Wire Braid

22.5 Degree

K Series

F61 - SAE Code 61 Flange 22.5° Elbow

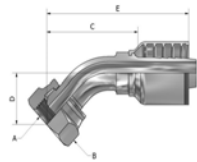


Part Number	Products Description									
	Hose In-Dia	Flange Size	Flange Dia		Tail-Growth		Drop		Overall Length	
			MM	Inch	MM	Inch	MM	Inch	MM	Inch
	A	B		C		D		E		
K12F611222.5	3/4	3/4	38.1	1.50	68.0	2.68	15.8	0.62	103.3	4.07
K20F612022.5	1 1/4	1-1/4	50.8	2.00	98.1	3.86	19.7	0.78	141.8	5.58

45 Degree

K Series

BF - BSP Female Parallel Pipe Swivel 45° Elbow 60° Cone



SS = Stainless Steel

Part Number	Products Description									
	Hose In-Dia	Thread PF	Nut Hex		Tail-Growth		Drop		Overall Length	
			MM	Inch	MM	Inch	MM	Inch	MM	Inch
	A	B		C		D		E		
K04BF0445	1/4	1/4-19	19.0	0.75	40.3	1.59	19.8	0.78	59.8	2.35
K04BF0445SS	1/4	1/4-19	19.0	0.75	40.3	1.59	19.8	0.78	59.8	2.35
K04BF0645	1/4	3/8-19	22.0	0.87	42.7	1.68	22.2	0.87	63.0	2.48
K06BF0645	3/8	3/8-19	22.0	0.87	44.9	1.77	22.2	0.87	72.1	2.84
K06BF0845	3/8	1/2-14	27.0	1.06	58.5	2.30	28.8	1.13	85.7	3.37
K08BF0845	1/2	1/2-14	27.0	1.06	53.8	2.12	28.0	1.10	84.0	3.31
K08BF1245	1/2	3/4-14	32	1.26	46.3	1.83	24.3	0.96	81.0	3.19
K10BF1045	5/8	5/8-14	28.6	1.12	53.0	2.09	24.3	0.96	88.3	3.48
K12BF1245	3/4	3/4-14	32.0	1.26	68.0	2.68	32.3	1.27	103.3	4.07
K16BF1645	1	1-11	41.0	1.61	86.0	3.39	40.4	1.59	126.8	4.99
K20BF2045	1 1/4	1 1/4-11	50.0	1.97	114.8	4.52	55.5	2.19	158.5	6.24
K24BF2445	1 1/2	1 1/2-11	55.0	2.17	130.0	5.12	60.1	2.37	164.4	6.47
K32BF3245	2	2-11	70.0	2.76	159.1	6.26	68.8	2.71	203.0	7.99

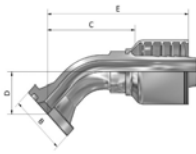
HOSE TAILS
K Series

Single & Double Wire Braid

45 Degree

K Series

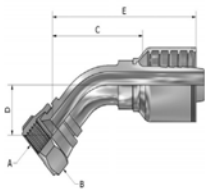
F61 - SAE Code 61 Flange 45° Elbow



Part Number	Products Description									
	Hose In-Dia	Flange Size	Flange Dia		Tail-Growth		Drop		Overall Length	
			MM	Inch	MM	Inch	MM	Inch	MM	Inch
		A	B		C		D		E	
K08F610845	1/2	1/2	30.2	1.19	51.6	2.03	21.5	0.85	81.8	3.22
K08F611245	1/2	3/4	38.1	1.50	52.3	2.06	22.0	0.87	82.5	3.25
K12F611245	3/4	3/4	38.1	1.50	62.4	2.46	26.0	1.02	97.8	3.85
K12F611645	3/4	1	44.5	1.75	64.2	2.53	28.0	1.10	99.6	3.92
K16F611645	1	1	44.5	1.75	79.3	3.12	32.0	1.26	120.1	4.73
K16F612045	1	1 1/4	50.8	2.00	76.0	2.99	32.0	1.26	116.8	4.60
K20F612045	1 1/4	1 1/4	50.8	2.00	98.3	3.87	38.0	1.50	142.0	5.59
K20F612445	1 1/4	1 1/2	60.3	2.37	98.3	3.87	38.0	1.50	142.0	5.59
K24F612445	1 1/2	1 1/2	60.3	2.37	112.4	4.43	41.0	1.61	146.8	5.78
K32F613245	2	2	71.4	2.81	140.2	5.52	50.0	1.97	184.1	7.25

K Series

JF - JIC Female 37° Swivel 45° Elbow



SS = Stainless Steel

Part Number	Products Description									
	Hose In-Dia	Thread UNF	Nut Hex		Tail-Growth		Drop		Overall Length	
			MM	Inch	MM	Inch	MM	Inch	MM	Inch
		A	B		C		D		E	
K03JF0745	3/16	7/16-20	14.3	0.56	30.4	1.20	10.0	0.39		
K04JF0745	1/4	7/16-20	14.3	0.56	30.4	1.20	10.0	0.39	50.6	1.99
K04JF0845	1/4	1/2-20	15.9	0.62	30.4	1.20	10.0	0.39	50.7	2.00
K04JF0945	1/4	9/16-18	17.5	0.69	31.4	1.24	11.0	0.43	51.7	2.04
K06JF0945	3/8	9/16-18	17.5	0.69	33.7	1.33	11.0	0.43	60.9	2.40
K06JF1245	3/8	3/4-16	22.2	0.87	36.7	1.44	14.0	0.55	63.9	2.52
K06JF1445	3/8	7/8-14	25.4	1.00	40.7	1.60	15.0	0.59	67.9	2.67
K08JF1245	1/2	3/4-16	22.2	0.87	41.1	1.62	15.0	0.59	71.3	2.81
K08JF1245SS	1/2	3/4-16	22.2	0.87	41.1	1.62	15.0	0.59	71.3	2.81
K08JF1445	1/2	7/8-14	25.4	1.00	41.1	1.62	15.0	0.59	71.3	2.81
K08JF1745	1/2	1 1/16-12	31.8	1.25	47.8	1.88	20.0	0.79	78.0	3.07
K10JF1445	5/8	7/8-14	25.4	1.00	44.2	1.74	16.0	0.63	79.4	3.13
K10JF1745	5/8	1 1/16-12	31.8	1.25	55.7	2.19	21.0	0.83	91.0	3.58
K12JF1745	3/4	1 1/16-12	31.8	1.25	64.0	2.52	27.0	1.06	99.4	3.91

Continued on following page..

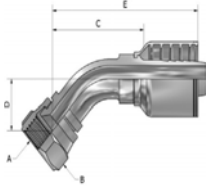


Single & Double Wire Braid

45 Degree

K Series

JF - JIC Female 37° Swivel 45° Elbow *Continued...*

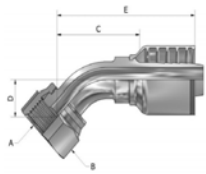


SS = Stainless Steel

Part Number	Products Description									
	Hose In-Dia	Flange Size	Flange Dia		Tail-Growth		Drop		Overall Length	
			MM	Inch	MM	Inch	MM	Inch	MM	Inch
	A	B		C		D		E		
K12JF2145	3/4	1 5/16-12	38.1	1.50	59.7	2.35	24.0	0.94	95.1	3.74
K16JF2145	1	1 5/16-12	38.1	1.50	78.5	3.09	33.0	1.30	119.3	4.70
K20JF2645	1 1/4	1 5/8-12	50.0	1.97	102.3	4.03	45.0	1.77	146.0	5.75
K24JF3045	1 1/2	1 7/8-12	55.0	2.17	123.9	4.88	52.0	2.05	158.3	6.23
K32JF4045	2	2 1/2-12	73.0	2.87	145.9	5.74	55.7	2.19	189.8	7.47

K Series

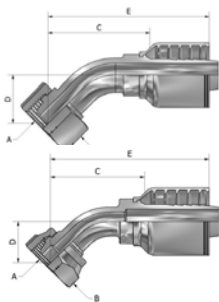
MFF - Flat Face Metric Female - 45°



Part Number	Products Description									
	Hose In-Dia	Thread METRIC	Nut Hex		Tail-Growth		Drop		Overall Length	
			MM	Inch	MM	Inch	MM	Inch	MM	Inch
	A	B		C		D		E		
K04MFF1445	1/4	M14*1.5P	16.9	0.66						
K06MFF1645	3/8	M16*1.5P	18.9	0.74						
K06MFF1845	3/8	M18*1.5P	21.7	0.85						
K08MFF2245	1/2	M22*1.5P	26.8	1.05						
K10MFF2745	5/8	M27*1.5P	31.5	1.24						
K12MFF3045	3/4	M30*2P	35.7	1.40						

K Series

MF - Metric Female Ball Nose 45° Elbow 24° Cone



(L) = Light Series Metric
(S) = Heavy Series Metric

Part Number	Products Description										
	Hose In-Dia	DIN	Thread METRIC	Nut Hex		Tail-Growth		Drop		Overall Length	
				MM	Inch	MM	Inch	MM	Inch	MM	Inch
	A	B		C		D		E			
K04MF0612A45	1/4	(L)	M12*1.5P	15.8	0.62	38.4	1.51	15.0	0.59	58.0	2.28
K04MF0614A45	1/4	(S)	M14*1.5P	17.5	0.69	39.4	1.55	16.0	0.63	59.0	2.32
K04MF0814A45	1/4	(L)	M14*1.5P	17.5	0.69	39.4	1.55	16.0	0.63	59.0	2.32
K04MF0816A45	1/4	(S)	M16*1.5P	19.0	0.75	40.5	1.59	15.4	0.61	60.1	2.37
K04MF1016A45	1/4	(L)	M16*1.5P	19.0	0.75	40.5	1.59	15.4	0.61	60.1	2.37
K04MF1018A45	1/4	(S)	M18*1.5P	22.0	0.87	40.9	1.61	15.8	0.62	60.5	2.38
K04MF1218A45	1/4	(L)	M18*1.5P	22.0	0.87	40.9	1.61	15.8	0.62	60.5	2.38
K06MF0816A45	3/8	(S)	M16*1.5P	19.0	0.75	39.1	1.54	16.4	0.65	66.3	2.61

Continued on following page..

Can't find what you're looking for?

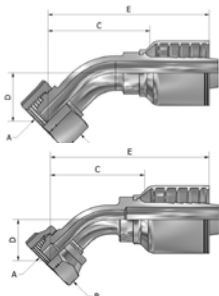
1300 654 782

Single & Double Wire Braid

45 Degree

K Series

MF - Metric Female Ball Nose 45° Elbow 24° Cone *Continued...*

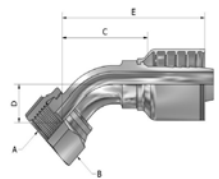


(L) = Light Series Metric
(S) = Heavy Series Metric

Part Number	Products Description										
	Hose In-Dia	DIN	Thread METRIC	Nut Hex		Tail-Growth		Drop		Overall Length	
				MM	Inch	MM	Inch	MM	Inch	MM	Inch
K06MF1016A45	3/8	(L)	M16*1.5P	19.0	0.75	39.7	1.56	17.0	0.67	66.9	2.63
K06MF1018A45	3/8	(S)	M18*1.5P	22.0	0.87	44.7	1.76	22.0	0.87	71.9	2.83
K06MF1218A45	3/8	(L)	M18*1.5P	22.0	0.87	45.8	1.80	18.0	0.71	73.0	2.87
K06MF1220A45	3/8	(S)	M20*1.5P	24.0	0.94	46.7	1.84	19.0	0.75	73.9	2.91
K06MF1422A45	3/8	(S)	M22*1.5P	27.0	1.06	42.7	1.68	20.0	0.79	69.9	2.75
K06MF1522A45	3/8	(L)	M22*1.5P	27.0	1.06	42.7	1.68	20.0	0.79	69.9	2.75
K08MF1218A45	1/2	(L)	M18*1.5P	22.0	0.87	44.4	1.75	18.0	0.70	78.6	3.09
K08MF1422A45	1/2	(S)	M22*1.5P	27.0	1.06	49.7	1.96	20.0	0.79	83.9	3.30
K08MF1522A45	1/2	(L)	M22*1.5P	27.0	1.06	53.7	2.11	20.0	0.79	83.9	3.30
K08MF1624A45	1/2	(S)	M24*1.5P	30.0	1.18	59.0	2.32	24.0	0.94	89.2	3.51
K08MF1826A45	1/2	(L)	M26*1.5P	32.0	1.26	59.0	2.32	24.0	0.94	89.2	3.51
K10MF1826A45	5/8	(L)	M26*1.5P	32.0	1.26	53.3	2.10	24.2	0.95	88.6	3.49
K10MF2030B45	5/8	(S)	M30*2.0P	36.0	1.42	57.2	2.25	28.0	1.10	92.4	3.64
K12MF1826A45	3/4	(L)	M26*1.5P	32.0	1.26	55.9	2.20	24.2	0.95	91.2	3.59
K12MF2030B45	3/4	(S)	M30*2.0P	36.0	1.42	65.3	2.57	29.6	1.17	100.7	3.96
K12MF2230B45	3/4	(L)	M30*2.0P	36.0	1.42	65.3	2.57	29.6	1.17	100.7	3.96
K12MF2536B45	3/4	(S)	M36*2.0P	46.0	1.81	64.3	2.53	30.5	1.20	99.6	3.92
K16MF2836B45	1	(L)	M36*2.0P	43.0	1.69	78.5	3.09	35.0	1.38	119.3	4.70
K16MF3042B45	1	(S)	M42*2.0P	50.0	1.97	80.5	3.17	37.0	1.46	121.3	4.78
K20MF3545B45	1 1/4	(L)	M45*2.0P	50.0	1.97	108.3	4.26	48.0	1.89	152.0	5.98

K Series

FO - Female O-Ring Face Seal Swivel 45° Elbow



Part Number	Products Description									
	Hose In-Dia	Thread UNF	Nut Hex		Tail-Growth		Drop		Overall Length	
			MM	Inch	MM	Inch	MM	Inch	MM	Inch
K04FO0945	1/4	9/16-18	17.5	0.69	30.5	1.20	10.0	0.39	50.8	2.00
K04FO1145	1/4	11/16-16	22.0	0.87	31.3	1.23	10.9	0.43	50.9	2.00
K06FO1145	3/8	11/16-16	22.0	0.87	33.7	1.33	11.0	0.43	60.9	2.40
K06FO1345	3/8	13/16-16	23.8	0.94	39.6	1.56	15.0	0.59	66.8	2.63
K08FO1345	1/2	13/16-16	23.8	0.94	41.0	1.61	15.0	0.59	71.2	2.80

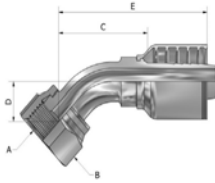
Continued on following page..

Single & Double Wire Braid

45 Degree

K Series

FO - Female O-Ring Face Seal Swivel 45° Elbow *Continued...*

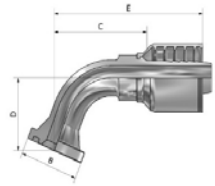


Part Number	Products Description									
	Hose In-Dia	Thread UNF	Nut Hex		Tail-Growth		Drop		Overall Length	
			MM	Inch	MM	Inch	MM	Inch	MM	Inch
	A	B		C		D		E		
K08FO1645	1/2	1-14	30.0	1.18	43.6	1.72	16.0	0.63	73.8	2.91
K08FO1945	1/2	1 3/16-12	36.0	1.41	44.2	1.74	22.2	0.87	78.4	3.08
K10FO1645	5/8	1-14	30.0	1.18	44.2	1.74	16.0	0.63	79.4	3.13
K10FO1945	5/8	1 3/16-12	36.0	1.42	56.8	2.24	21.0	0.83	92.1	3.63
K12FO1945	3/4	1 3/16-12	36.0	1.42	56.8	2.24	21.1	0.83	92.2	3.63
K12FO2345	3/4	1 7/16-12	41.0	1.61	62.2	2.45	26.5	1.04	97.6	3.84
K16FO2345	1	1 7/16-12	41.0	1.61	70.2	2.76	24.0	0.94	111.0	4.37
K20FO2745	1 1/4	1 11/16-12	50.0	1.97	101.2	3.98	41.0	1.61	144.9	5.70

67.5 Degree

K Series

F61 - SAE Code 61 Flange 67.5° Elbow

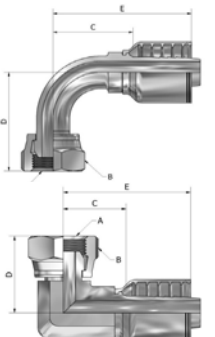


Part Number	Products Description									
	Hose In-Dia	Flange Size	Flange Dia		Tail-Growth		Drop		Overall Length	
			MM	Inch	MM	Inch	MM	Inch	MM	Inch
	A	B		C		D		E		
K16F6116675	1	1	44.5	1.75	80.9	3.19	61.4	2.42	121.7	4.79
K20F6124675	1 1/4	1 1/2	60.3	2.37	92.1	3.63	49.0	1.93	135.7	5.34

90 Degree

K Series

BF - BSP Female Parallel Pipe Swivel 90° Elbow 60° Cone



SS = Stainless Steel
B = Block
L = Long Drop

Part Number	Products Description									
	Hose In-Dia	Thread PF	Nut Hex		Tail-Growth		Drop		Overall Length	
			MM	Inch	MM	Inch	MM	Inch	MM	Inch
	A	B		C		D		E		
K04BF0490-29MM	1/4	1/4-19	19.0	0.75	25.7	1.01	34.4	1.35	45.3	1.78
K04BF0490B-24.4MM	1/4	1/4-19	19.0	0.75	21.8	0.86	29.6	1.17	41.4	1.68
K04BF0490L-49MM	1/4	1/4-19	19.0	0.75	25.7	1.01	54.2	2.13	45.3	1.78
K04BF0490SS-29MM	1/4	1/4-19	19.0	0.75	25.7	1.01	34.4	1.35	45.3	1.78
K04BF0690-33MM	1/4	3/8-19	22.0	0.87	25.7	1.01	40.4	1.59	45.3	2.26

Continued on following page...

Can't find what you're looking for?

1300 654 782

75

Email: sales@taipan.com.au
Fax 07 5428 1311

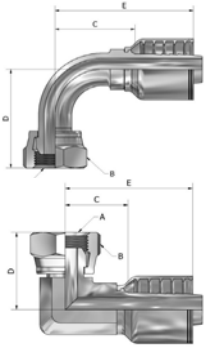
HOSE TAILS
K Series

Single & Double Wire Braid

90 Degree

K Series

BF - BSP Female Parallel Pipe Swivel 90° Elbow 60° Cone *Continued...*

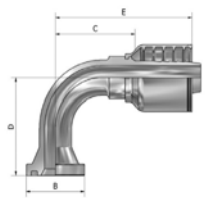


SS = Stainless Steel
B = Block
L = Long Drop

Part Number	Products Description										
	Hose In-Dia	Thread PF	Nut Hex		Tail-Growth		Drop		Overall Length		
		A	B	MM	Inch	MM	Inch	MM	Inch	MM	Inch
K06BF0690-33MM	3/8	3/8-19	22.0	0.87	30.3	1.19	40.4	1.59	57.5	2.26	
K06BF0690B-28MM	3/8	3/8-19	22.0	0.87	26.3	1.04	35.4	1.39	53.5	2.11	
K06BF0690L-55MM	3/8	3/8-19	22.0	0.87	30.3	1.19	62.4	2.46	57.5	2.26	
K06BF0890B-28.8MM	3/8	1/2-14	27.0	1.06	22.8	0.9	28.8	1.13	53.5	2.11	
K06BF0890-40.9MM	3/8	1/2-14	27.0	1.06	38.5	1.52	50.6	1.99	65.7	2.59	
K08BF0890-40.9MM	1/2	1/2-14	27.0	1.06	37.8	1.49	50.6	1.99	68.0	2.68	
K08BF0890B-32.3MM	1/2	1/2-14	27.0	1.06	28.5	1.12	42.0	1.65	62.7	2.47	
K08BF0890L-80MM	1/2	1/2-14	27.0	1.06	34.9	1.37	89.7	3.53	65.1	2.56	
K08BF0890SS-40.9MM	1/2	1/2-14	27.0	1.06	37.8	1.49	50.6	1.99	68.0	2.68	
K08BF1290-42.3MM	1/2	3/4-14	32.0	1.26	33.8	1.33	51.3	2.02	68.0	2.68	
K10BF1090-42.6MM	5/8	5/8-14	28.6	1.13	40.3	1.59	51.8	2.04	75.6	2.98	
K10BF1290-50MM	5/8	3/4-14	36.0	1.42	48.3	1.9	59.0	2.32	83.6	3.29	
K12BF1290-55MM	3/4	3/4-14	32.0	1.26	52.3	2.06	64.0	2.52	87.6	3.45	
K12BF1290B-36MM	3/4	3/4-14	36.0	1.42	37.9	1.49	45.0	1.77	73.2	2.88	
K12BF1290L-97MM	3/4	3/4-14	32.0	1.26	48.3	1.90	106.0	4.17	87.6	3.45	
K12BF1290SS-55MM	3/4	3/4-14	32.0	1.26	52.3	2.06	64.0	2.52	87.6	3.45	
K12BF1690-73MM	3/4	1-11	41.0	1.61			73.0	2.87			
K16BF1690B-40MM	1	1-11	41.0	1.61	41.8	1.65	40.0	1.57	86.8	3.42	
K16BF1690-73.5MM	1	1-11	41.0	1.61	78.8	3.10	84.0	3.31	119.6	4.71	
K16BF1690L-110MM	1	1-11	41.0	1.61	78.8	3.10	120.5	4.74	119.6	4.71	
K20BF2090-88.5M	1 1/4	1 1/4-11	50.0	1.97	85.7	3.37	101.9	4.01	129.4	5.09	
K24BF2490-110MM	1 1/2	1 1/2-11	55.0	2.17	102.1	4.02	120.0	4.72	136.5	5.37	
K32BF3290-138MM	2	2-11	70.0	2.76	141.5	5.57	152.9	6.02	185.4	7.30	

K Series

F61 - SAE Code 61 Flange 90° Elbow



B = Block
L = Long Drop

Part Number	Products Description										
	Hose In-Dia	Flange Size	Flange Dia		Tail-Growth		Drop		Overall Length		
		A	B	MM	Inch	MM	Inch	MM	Inch	MM	Inch
K08F610890-43MM	1/2	1/2	30.2	1.19	47.8	1.88	43.0	1.69	78.0	3.07	
K08F611290-50MM	1/2	3/4	38.1	1.50	44.9	1.77	50.0	1.97	75.1	2.96	

Continued on following page...

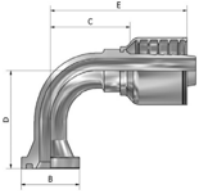


Single & Double Wire Braid

90 Degree

K Series

F61 - SAE Code 61 Flange 90° Elbow *Continued..*

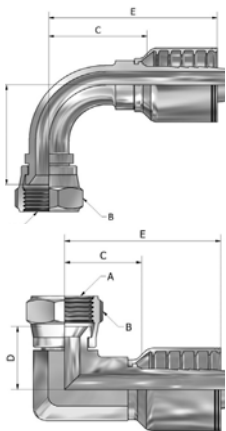


B = Block
L = Long Drop

Part Number	Products Description									
	Hose In-Dia	Thread PF	Nut Hex		Tail-Growth		Drop		Overall Length	
		A	B	MM	Inch	MM	Inch	MM	Inch	MM
K10F611090-53MM	5/8	5/8	34.1	1.34	45.3	1.78	53.0	2.09	80.6	3.17
K12F611290-58MM	3/4	3/4	38.1	1.50	53.8	2.12	58.0	2.28	89.1	3.51
K12F611290L-83MM	3/4	3/4	38.1	1.50	53.8	2.12	83.0	3.27	89.1	3.51
K12F611690-56.9MM	3/4	1	44.5	1.75	53.8	2.12	58.0	2.28	89.1	3.51
K16F611690-70MM	1	1	44.5	1.75	66.3	2.61	70.0	2.76	107.1	4.22
K16F611690L-117MM	1	1	44.5	1.75	66.3	2.61	117.0	4.61	107.1	4.22
K16F612090-70MM	1	1 1/4	50.8	2.00	66.3	2.61	70.0	2.76	107.1	4.22
K16F612090L-117MM	1	1 1/4	50.8	2.00	91.3	3.59	117.0	4.61	132.1	5.20
K20F612090-82MM	1 1/4	1 1/4	50.8	2.00	86.7	3.41	82.0	3.23	130.4	5.13
K20F612090L-140MM	1 1/4	1 1/4	50.8	2.00	106.7	4.20	140.0	5.51	150.4	5.92
K20F612490-90MM	1 1/4	1 1/2	60.3	2.37	86.7	3.41	90.0	3.54	130.4	5.13
K24F612490-104MM	1 1/2	1 1/2	60.3	2.37	103.6	4.08	104.0	4.09	138.0	5.43
K32F613290-120MM	2	2	71.4	2.81	137.1	5.40	120.0	4.72	181.0	7.13
K32F614090-125MM	2	2 1/2	84.1	3.31	137.1	5.40	125.0	4.92	181.0	7.13

K Series

JF - JIC Female 37° Swivel 90° Elbow



SS = Stainless Steel
B = Block
L = Long Drop

Part Number	Products Description									
	Hose In-Dia	Thread UNF	Nut Hex		Tail-Growth		Drop		Overall Length	
		A	B	MM	Inch	MM	Inch	MM	Inch	MM
K03JF0790-21MM	3/16	7/16-20	14.3	0.56	23.8	0.94	21.0	0.83	43.5	1.71
K04JF0790-21MM	1/4	7/16-20	14.3	0.56	25.6	1.01	21.0	0.83	45.2	1.78
K04JF0790SS-27MM	1/4	7/16-20	14.3	0.56	25.6	1.01	21.0	0.83	45.2	1.78
K04JF0790B-19.8MM	1/4	7/16-20	14.3	0.56	21.8	0.86	19.8	0.78	41.4	1.63
K04JF0790L-46MM	1/4	7/16-20	14.3	0.56	25.4	1.00	46.0	1.81	45.2	1.78
K04JF0890-21MM	1/4	1/2-20	15.9	0.62	25.9	1.02	21.0	0.83	45.5	1.79
K04JF0990-22MM	1/4	9/16-18	17.5	0.69	25.4	1.00	22.0	0.87	45.3	1.78
K04JF0990SS-22MM	1/4	9/16-18	17.5	0.69	25.4	1.00	22.0	0.87	45.3	1.78
K04JF0990B-21.2MM	1/4	9/16-18	17.5	0.69	21.8	0.86	21.2	0.83	41.4	1.63
K04JF0990L-30MM	1/4	9/16-18	17.5	0.69	25.7	1.01	30.0	1.18	46.0	1.81
K04JF0990L-47MM	1/4	9/16-18	17.5	0.69	25.4	1.00	47.0	1.85	45.3	1.78
K04JF0990L-48MM	1/4	9/16-18	17.5	0.69	25.4	1.00	48.0	1.88	45.3	1.78

Continued on following page..

Can't find what you're looking for?

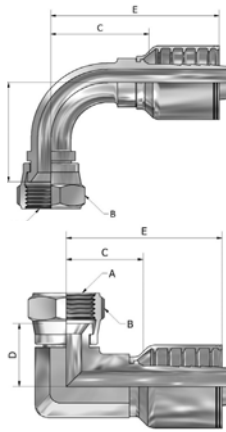
1300 654 782

Single & Double Wire Braid

90 Degree

K Series

JF - JIC Female 37° Swivel 90° Elbow *Continued...*



SS = Stainless Steel
B = Block
L = Long Drop

Part Number	Products Description									
	Hose In-Dia	Thread UNF	Nut Hex		Tail-Growth		Drop		Overall Length	
		A	B	MM	Inch	MM	Inch	MM	Inch	MM
K06JF0990-23MM	3/8	9/16-18	17.5	0.69	30.3	1.19	23.0	0.91	57.5	2.26
K06JF0990SS-23MM	3/8	9/16-18	17.5	0.69	30.3	1.19	23.0	0.91	57.5	2.26
K06JF0990-30MM	3/8	9/16-18	17.5	0.69	30.3	1.19	30.0	1.18	57.5	2.26
K06JF0990B-23MM	3/8	9/16-18	17.5	0.69	26.3	1.04	23.0	0.91	53.5	2.11
K06JF0990L-55MM	3/8	9/16-18	17.5	0.69	30.3	1.19	55.0	2.17	57.5	2.26
K06JF1290-28MM	3/8	3/4-16	22.2	0.87	30.3	1.19	28.0	1.10	57.5	2.26
K06JF1290SS-28MM	3/8	3/4-16	22.2	0.87	30.3	1.19	28.0	1.10	57.5	2.26
K06JF1290B-24MM	3/8	3/4-16	22.2	0.87	26.3	1.04	24.0	0.94	53.5	2.11
K06JF1290L-62MM	3/8	3/4-16	22.2	0.87	40.3	1.59	62.0	2.44	67.5	2.66
K06JF1490-27.4MM	3/8	7/8-14	25.4	1.00	33.3	1.31	27.4	1.08	60.5	2.38
K06JF1490B-29.4MM	3/8	7/8-14	25.4	1.00	32.0	1.26	29.4	1.16	59.2	2.33
K08JF1290B-28.5MM	1/2	3/4-16	22.2	0.87	32.5	1.28	28.5	1.12	62.7	2.47
K08JF1290-31MM	1/2	3/4-16	22.2	0.87	34.9	1.37	31.0	1.22	65.1	2.56
K08JF1290SS-31MM	1/2	3/4-16	22.2	0.87	34.9	1.37	31.0	1.22	65.1	2.56
K08JF1290L-38MM	1/2	3/4-16	22.2	0.87	30.9	1.22	38.0	1.50	65.1	2.56
K08JF1290L-62MM	1/2	3/4-16	22.2	0.87	44.9	1.77	62.0	2.44	75.1	2.96
K08JF1490-31MM	1/2	7/8-14	25.4	1.00	34.9	1.37	31.0	1.22	65.1	2.56
K08JF1490SS-31MM	1/2	7/8-14	25.4	1.00	34.9	1.37	31.0	1.22	65.1	2.56
K08JF1490-47MM	1/2	7/8-14	25.4	1.00	34.9	1.37	47.0	1.85	65.1	2.56
K08JF1490B-29.4MM	1/2	7/8-14	25.4	1.00	32.5	1.28	29.4	1.16	62.7	2.47
K08JF1490L-66MM	1/2	7/8-14	25.4	1.00	44.9	1.77	66.0	2.60	75.1	2.96
K08JF1790-46MM	1/2	1 1/16-12	31.8	1.25	38.9	1.53	46.0	1.81	69.1	2.72
K10JF1490-34MM	5/8	7/8-14	25.4	1.00	39.3	1.55	34.0	1.34	74.6	2.94
K10JF1490L-66MM	5/8	7/8-14	25.4	1.00	49.3	1.94	66.0	2.60	84.6	3.33
K10JF1790-48MM	5/8	1 1/16-12	31.8	1.25	49.3	1.94	48.0	1.89	84.6	3.33
K12JF1490-40MM	3/4	7/8-14	25.4	1.00	54.0	2.13	40.0	1.57	89.4	3.52
K12JF1790-53MM	3/4	1 1/16-12	31.8	1.25	53.3	2.10	53.0	2.09	88.7	3.49
K12JF1790B-33.9MM	3/4	1 1/16-12	31.8	1.25	37.9	1.49	30.0	1.18	73.2	2.88
K12JF1790L-95MM	3/4	1 1/16-12	31.8	1.25	84.0	3.31	95.0	3.74	119.4	4.70
K12JF2190-56MM	3/4	1 5/16-12	38.1	1.50	53.3	2.10	56.0	2.20	88.7	3.49
K16JF2190B-38MM	1	1 5/16-12	38.1	1.50	41.8	1.64	38.0	1.50	86.8	3.42

Continued on following page...

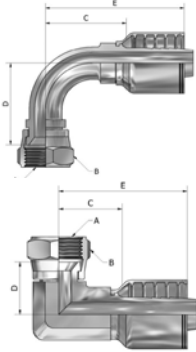


Single & Double Wire Braid

90 Degree

K Series

JF - JIC Female 37° Swivel 90° Elbow *Continued..*

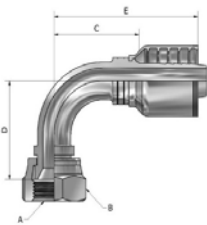


SS = Stainless Steel
B = Block
L = Long Drop

Part Number	Products Description									
	Hose In-Dia	Thread UNF	Nut Hex		Tail-Growth		Drop		Overall Length	
			MM	Inch	MM	Inch	MM	Inch	MM	Inch
		A	B		C		D		E	
K16JF2190-70MM	1	1 5/16-12	38.1	1.50	67.8	2.67	70.0	2.76	108.6	4.28
K16JF2190SS-70MM	1	1 5/16-12	38.1	1.50	67.8	2.67	70.0	2.76	108.6	4.28
K16JF2190L-110MM	1	1 5/16-12	38.1	1.50	92.8	3.65	110.0	4.33	133.6	5.26
K20JF2690-85MM	1 1/4	1 5/8-12	50.0	1.97	83.7	3.30	85.0	3.35	127.4	5.02
K20JF2690L-134MM	1 1/4	1 5/8-12	50.0	1.97	103.7	4.08	134.0	5.28	147.4	5.80
K24JF3090-110MM	1 1/2	1 7/8-12	55.0	2.17	104.1	4.10	110.0	4.33	138.5	5.45
K32JF4090-136MM	2	2 1/2-12	73.0	2.87	141.5	5.57	136.0	5.35	185.4	7.30

K Series

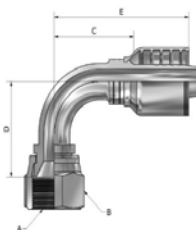
IBF - JIS (BSP) Female Parallel Pipe Swivel 30° Flare 90° Elbow



Part Number	Products Description									
	Hose In-Dia	Thread PF	Nut Hex		Tail-Growth		Drop		Overall Length	
			MM	Inch	MM	Inch	MM	Inch	MM	Inch
		A	B		C		D		E	
K04IBF0490-23.3MM	1/4	1/4-19	19.0	0.75	27.7	1.09	23.3	0.92	47.3	1.86
K04IBF0690-28MM	1/4	3/8-19	22.0	0.87	25.7	1.01	28.0	1.10	45.3	1.78
K06IBF0690-28MM	3/8	3/8-19	22.0	0.87	33.2	1.31	27.0	1.06	60.4	2.38
K08IBF0890-31MM	1/2	1/2-14	27.0	1.66			31.0	1.93		

K Series

KF - Komatsu Female Swivel 90° Elbow 30° Flare JIS Metric



Part Number	Products Description									
	Hose In-Dia	Thread METRIC	Nut Hex		Tail-Growth		Drop		Overall Length	
			MM	Inch	MM	Inch	MM	Inch	MM	Inch
		A	B		C		D		E	
K04KF1490-23.3MM	1/4	M14*1.5P	19.0	0.75	27.4	1.08	23.3	0.92	47.3	1.86
K06KF1890-28MM	3/8	M18*1.5P	24.0	0.94	33.2	1.31	27.0	1.06	60.4	2.38
K08KF2290-31MM	1/2	M22*1.5P	27.0	1.06	42.0	1.65	31.0	1.22	72.2	2.84
K12KF3090-55MM	3/4	M30*1.5P	36.0	1.42	55.3	2.18	55.0	2.17	90.7	3.57

Continued on following page..

Can't find what you're looking for?

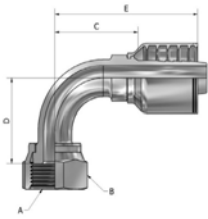
1300 654 782

Single & Double Wire Braid

90 Degree

K Series

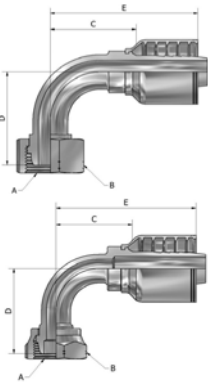
MFF - Flat Face Metric Female - 90°



Part Number	Products Description									
	Hose In-Dia	Thread METRIC	Nut Hex		Tail-Growth		Drop		Overall Length	
			MM	Inch	MM	Inch	MM	Inch	MM	Inch
	A	B		C		D		E		
K04MFF1490-28.2MM	1/4	M14*1.5P	16.8	0.66			28.2	1.11		
K06MFF1690-37MM	3/8	M16*1.5P	18.9	0.74			37.0	1.46		
K06MFF1890-39MM	3/8	M18*1.5P	21.7	0.85			39.0	1.54		
K08MFF2290-43.5MM	1/2	M22*1.5P	26.8	1.05			43.5	1.71		
K10MFF2790-52MM	5/8	M27*1.5P	31.5	1.24			52.0	2.05		
K12MFF3090-58MM	3/4	M30*2P	35.7	1.40			58.0	2.28		
K12MFF3690	3/4	M36*2P	40.8	1.61						
K16MFF3690	1	M36*2P	40.8	1.61			36.0	1.42		

K Series

MF - Metric Female Ball Nose 90° Elbow 24° Cone



(L) = Light Series Metric
(S) = Heavy Series Metric

Part Number	Products Description										
	DIN	Hose In-Dia	Thread METRIC	Nut Hex		Tail-Growth		Drop		Overall Length	
				MM	Inch	MM	Inch	MM	Inch	MM	Inch
	A	B		C		D		E			
K04MF0612A90-29MM	(L)	1/4	M12*1.5P	15.9	0.62	28.7	1.13	29.0	1.14	48.3	1.90
K04MF0614A90-29MM	(S)	1/4	M14*1.5P	17.5	0.69	28.7	1.13	29.0	1.14	48.3	1.90
K04MF0814A90-31MM	(L)	1/4	M14*1.5P	17.5	0.69	28.7	1.13	31.0	1.22	49.0	1.93
K04MF0816A90-28.2MM	(S)	1/4	M16*1.5P	19.0	0.75	32.7	1.29	29.2	1.15	52.3	2.06
K04MF1016A90-29.2MM	(L)	1/4	M16*1.5P	19.0	0.75	32.7	1.29	29.2	1.15	52.1	2.05
K04MF1018A90-31.8MM	(S)	1/4	M18*1.5P	22.0	0.87	32.7	1.29	31.8	1.25	52.3	2.06
K04MF1218A90-31.8MM	(L)	1/4	M18*1.5P	22.0	0.87	32.7	1.29	31.8	1.25	52.3	2.06
K06MF0816A90-34MM	(S)	3/8	M16*1.5P	19.0	0.75	30.3	1.19	34.0	1.34	57.5	2.26
K06MF1016A90-34MM	(L)	3/8	M16*1.5P	19.0	0.75	30.3	1.19	34.0	1.34	57.5	2.26
K06MF1018A90-36MM	(S)	3/8	M18*1.5P	22.0	0.87	30.3	1.19	36.0	1.42	57.5	2.26
K06MF1218A90-32MM	(L)	3/8	M18*1.5P	22.0	0.87	32.5	1.28	32.0	1.26	59.7	2.35
K06MF1220A90-34MM	(S)	3/8	M20*1.5P	24.0	0.94	37.3	1.47	37.0	1.46	64.5	2.54
K06MF1422A90-37MM	(S)	3/8	M22*1.5P	27.0	1.06	34.3	1.35	37.0	1.46	61.5	2.42
K06MF1522A90-37MM	(L)	3/8	M22*1.5P	27.0	1.06	34.3	1.35	37.0	1.46	61.5	2.42
K08MF1218A90-32MM	(L)	1/2	M18*1.5P	22.0	0.87	35.9	1.41	32.0	1.26	66.1	2.60
K08MF1422A90-37MM	(S)	1/2	M22*1.5P	27.0	1.06	40.8	1.61	37.0	1.46	71.0	2.80
K08MF1522A90-40MM	(L)	1/2	M22*1.5P	27.0	1.06	44.8	1.76	40.0	1.57	75.0	2.95

Continued on following page...

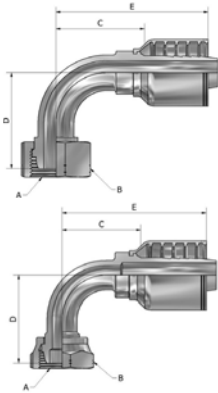


Single & Double Wire Braid

90 Degree

K Series

MF - Metric Female Ball Nose 90° Elbow 24° Cone *Continued...*

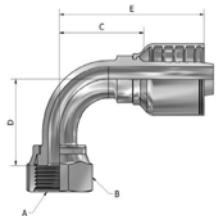


(L) = Light Series Metric
(S) = Heavy Series Metric

Part Number	Products Description										
	DIN	Hose In-Dia	Thread METRIC	Nut Hex		Tail-Growth		Drop		Overall Length	
				MM	Inch	MM	Inch	MM	Inch	MM	Inch
A	B	C	D	E							
K08MF1624A90-45MM	(S)	1/2	M24*1.5P	30.0	1.18	42.2	1.66	45.0	1.77	72.4	2.85
K08MF1826A90-42MM	(L)	1/2	M26*1.5P	32.0	1.26	43.8	1.72	42.0	1.65	74.0	2.91
K10MF1826A90-45MM	(L)	5/8	M26*1.5P	32.0	1.26	40.3	1.59	45.0	1.77	75.6	2.98
K10MF2030B90-48.1MM	(S)	5/8	M30*2.0P	36.0	1.42	44.6	1.76	48.1	1.89	79.9	3.15
K10MF2536B90-59MM	(S)	5/8	M36*2.0P	46.0	1.81	55.3	2.18	59.0	2.32	90.6	3.57
K12MF1826A90-45MM	(L)	3/4	M26*1.5P	32.0	1.26	46.3	1.82	50.3	1.98	81.7	3.22
K12MF2030B90-56.8MM	(S)	3/4	M30*2.0P	36.0	1.42	53.3	2.10	56.8	2.24	88.7	3.49
K12MF2230A90-56.8mm		3/4	M30*1.5P	36.0	1.42	53.3	2.1	56.8	2.24	88.7	3.49
K12MF2230B90-56.8MM	(L)	3/4	M30*2.0P	36.0	1.42	53.3	2.10	56.8	2.24	88.7	3.49
K12MF2536B90-60.1MM	(S)	3/4	M36*2.0P	46.0	1.81	51.3	2.02	60.1	2.37	86.7	3.41
K16MF2836B90-69.5MM	(L)	1	M36*2.0P	46.0	1.81	65.8	2.59	69.5	2.74	106.6	4.20
K16MF3042B90-80MM	(S)	1	M42*2.0P	50.0	1.97	65.8	2.59	80.0	3.15	106.6	4.20
K20MF3545B90-82.9MM	(L)	1 1/4	M45*2.0P	50.0	1.97	86.7	3.41	82.9	3.26	130.4	5.13

K Series

FO - Female O-Ring Face Seal Swivel 90° Elbow



L = Long Drop

Part Number	Products Description										
	Hose In-Dia	Thread UNF	Nut Hex		Tail-Growth		Drop		Overall Length		
			MM	Inch	MM	Inch	MM	Inch	MM	Inch	
A	B	C	D	E							
K04FO0990-21.1MM	1/4	9/16-18	17.5	0.69	25.7	1.01	21.1	0.83	46.0	1.81	
K04FO0990L-46MM	1/4	9/16-18	17.5	0.69	25.7	1.01	46.0	1.81	46.0	1.81	
K04FO1190-23MM	1/4	11/16-16	22.0	0.87	25.7	1.01	23.0	0.91	45.3	1.78	
K04FO1190L-58MM	1/4	11/16-16	22.0	0.87	25.7	1.01	58	2.28	45.3	1.78	
K06FO1190-23MM	3/8	11/16-16	22.0	0.87	30.3	1.19	23.0	0.91	57.5	2.26	
K06FO1190L-54MM	3/8	11/16-16	22.0	0.87	30.3	1.19	54.0	2.13	57.5	2.26	
K06FO1390-29MM	3/8	13/16-16	23.8	0.94	32.2	1.27	29.0	1.14	59.4	2.34	
K06FO1390L-64MM	3/8	13/16-16	23.8	0.94	32.2	1.27	64.0	2.52	59.4	2.34	
K08FO1390-29MM	1/2	13/16-16	23.8	0.94	34.8	1.37	29.0	1.14	65.0	2.56	
K08FO1390L-63.8MM	1/2	13/16-16	23.8	0.94	34.8	1.37	63.8	2.51	65.0	2.56	
K08FO1690-32MM	1/2	1-14	30.0	1.18	37.9	1.49	32.0	1.26	68.1	2.68	
K08FO1690L-70MM	1/2	1-14	30.0	1.18	34.9	1.37	70.0	2.76	65.1	2.56	

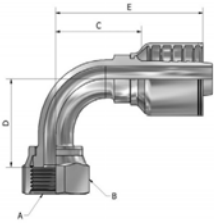
Continued on following page...

Single & Double Wire Braid

90 Degree

K Series

FO - Female O-Ring Face Seal Swivel 90° Elbow *Continued..*

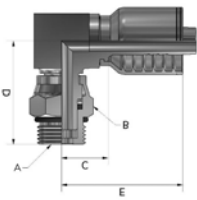


L = Long Drop

Part Number	Products Description									
	Hose In-Dia	Thread UNF	Nut Hex		Tail-Growth		Drop		Overall Length	
			MM	Inch	MM	Inch	MM	Inch	MM	Inch
	A	B		C		D		E		
K08FO1990-43MM	1/2	1-3/16-12	36.0	1.42	34.8	1.37	43.0	1.69	65.0	2.56
K10FO1690-32MM	5/8	1-14	30.0	1.18	39.3	1.55	32.0	1.26	74.6	2.94
K10FO1690L-70MM	5/8	1-14	30.0	1.18	39.3	1.55	70.0	2.76	74.6	2.94
K10FO1990-48MM	5/8	1 3/16-12	36.0	1.42	45.7	1.80	48.0	1.89	81.0	3.19
K12FO1990-48MM	3/4	1 3/16-12	36.0	1.42	53.3	2.10	48.0	1.89	88.7	3.49
K12FO1990L-96MM	3/4	1 3/16-12	36.0	1.42	53.3	2.10	96.0	3.78	88.7	3.49
K12FO2390-56MM	3/4	1 7/16-12	41.0	1.61	53.3	2.10	56.0	2.20	88.7	3.49
K16FO2390-56MM	1	1 7/16-12	41.0	1.61	68.5	2.70	56.0	2.20	109.3	4.30
K16FO2390L-114MM	1	1 7/16-12	41.0	1.61	68.5	2.70	114.0	4.49	109.3	4.30
K16FO2790-75MM	1	1 11/16-12	50.0	1.97	63.8	2.51	75.0	2.95	104.6	4.12
K20FO2790-82MM	1 1/4	1 11/16-12	50.0	1.97	85.8	3.38	82.0	3.23	129.5	5.10

K Series

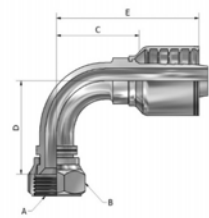
KPSW - Male UNO 90°



Part Number	Products Description									
	Hose In-Dia	Thread METRIC	Nut Hex		Tail-Growth		Drop		Overall Length	
			MM	Inch	MM	Inch	MM	Inch	MM	Inch
	A	B		C		D		E		
K08PSW1490B-476MM	1/2	7/8-14	25.4	1	21.5	0.85	47.6	1.87	55.7	2.20

K Series

SF - SAE Female 90° Elbow



Part Number	Products Description									
	Hose In-Dia	Thread UNF	Nut Hex		Tail-Growth		Drop		Overall Length	
			MM	Inch	MM	Inch	MM	Inch	MM	Inch
	A	B		C		D		E		
K06SF1090-23MM	3/8	5/8-18	19.0	0.75	30.3	1.19	23.0	0.91	57.5	2.26
K10SF1790-45MM	5/8	1 1/16-14	32.0	1.26	48.3	1.90	46.0	1.81	83.6	3.29
K12SF1790-53MM	3/4	1 1/16-14	32.0	1.26	53.3	2.10	53.0	2.09	88.7	3.49

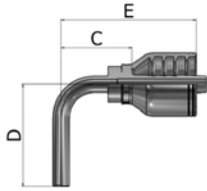


Single & Double Wire Braid

90 Degree

K Series

SPM - Stand Pipe



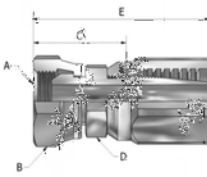
Part Number	Products Description	Tail-Growth		Drop Length		Overall Length	
		MM	Inch	MM	Inch	MM	Inch
	Hose In-Dia	C		D		E	
K04SPM0690-37MM	1/4	31.9	1.26	37.0	1.45	52.2	2.06

Single & Double Wire Braid Field Attachable

Straight

D Series

BF - BSP Female Parallel Pipe Swivel Straight 60° Cone



Part Number	Products Description	Thread PF	Nut Hex		Tail-Growth		Nipple Hex		Overall Length	
			MM	Inch	MM	Inch	MM	Inch	MM	Inch
	Hose In-Dia	A	B		C		D		E	
D04BF02	1/4	1/8-28	14.0	0.55	26.6	1.05	14.3	0.56	55.4	2.18
D04BF04	1/4	1/4-19	19.0	0.75	29.2	1.15	14.3	0.56	58.0	2.28
D04BF06	1/4	3/8-19	22.0	0.87	34.7	1.37	17.5	0.69	63.5	2.50
D06BF06	3/8	3/8-19	22.0	0.87	39.0	1.54	17.5	0.69	69.0	2.72
D06BF08	3/8	1/2-14	27.0	1.06	42.8	1.69	22.0	0.87	72.8	2.87
D08BF06	1/2	3/8-19								
D08BF08	1/2	1/2-14	27.0	1.06	42.4	1.67	22.0	0.87	78.3	3.08
D08BF12	1/2	3/4-14	36.0	1.42	46.6	1.83	28.6	1.12	81.3	3.20
D12BF12	3/4	3/4-14	36.0	1.42	46.3	1.82	28.6	1.12	88.1	3.47
D12BF16	3/4	1-11	41.0	1.61	49.3	1.94	38.1	1.50	91.1	3.59
D16BF16	1	1-11	41.0	1.61	52.2	2.06	38.1	1.50	96.9	3.81

Please note tails & shells sold separately

Can't find what you're looking for?

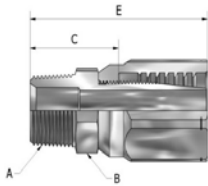
1300 654 782

Single & Double Wire Braid Field Attachable

Straight

D Series

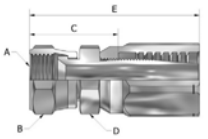
BM - BSP Male Taper



Part Number	Products Description								
	Hose In-Dia	Thread PT	Nipple Hex		Tail-Growth		Overall Length		
			MM	Inch	MM	Inch	MM	Inch	
D04BM02	1/4	1/8-28	14.3	0.56	25.7	1.01	54.5	2.15	
D04BM04	1/4	1/4-19	14.3	0.56	25.7	1.01	54.5	2.15	
D04BM06	1/4	3/8-19	17.5	0.69	27.7	1.09	56.5	2.22	
D06BM06	3/8	3/8-19	17.5	0.69	32.0	1.26	62.0	2.44	
D06BM08	3/8	1/2-14	23.8	0.94	36.5	1.44	66.5	2.62	
D08BM06	1/2	3/8-19	22.0	0.87			71.5	2.81	
D08BM08	1/2	1/2-14	23.8	0.94	36.1	1.42	72.0	2.83	
D08BM12	1/2	3/4-14							
D12BM12	3/4	3/4-14	28.6	1.12	41.6	1.64	83.4	3.28	
D16BM16	1	1-11	38.1	1.50	52.2	2.06	96.9	3.81	

D Series

JF - JIC Female 37° Swivel Straight



Part Number	Products Description									
	Hose In-Dia	Thread UNF	Nut Hex		Tail-Growth		Nipple Hex		Overall Length	
			MM	Inch	MM	Inch	MM	Inch	MM	Inch
D04JF07	1/4	7/16-20	14.3	0.56	28.3	1.11	14.3	0.56	57.1	2.25
D04JF09	1/4	9/16-18	17.5	0.69	30.5	1.20	14.3	0.56	59.3	2.33
D06JF09	3/8	9/16-18	17.5	0.69	37.4	1.47	17.5	0.69	67.4	2.65
D06JF12	3/8	3/4-16	22.2	0.87	40.3	1.59	22.2	0.87	70.3	2.77
D06JF14	3/8	7/8-14	25.4	1.00	42.9	1.69	22.2	0.87	72.9	2.87
D08JF12	1/2	3/4-16	22.2	0.87	39.9	1.57	22.2	0.87	75.8	2.98
D08JF14	1/2	7/8-14	25.4	1.00	42.5	1.67	25.4	1.00	78.4	3.09
D08JF17	1/2	1-1/16-12	31.8	1.25	43.9	1.73	27.0	1.06	79.8	3.14
D10JF14	5/8	7/8-14	25.4	1.00	41.3	1.63	25.4	1.00	80.0	3.15
D10JF17	5/8	1 1/16-12								
D12JF17	3/4	1 1/16-12	31.8	1.25	45.6	1.80	31.8	1.25	87.4	3.44
D12JF21	3/4	1 5/16-12	38.1	1.50	47.4	1.87	38.1	1.50	89.5	3.52
D16JF21	1	1 5/16-12	38.1	1.50	51.7	2.04	38.1	1.50	96.4	3.80

Please note tails & shells sold separately

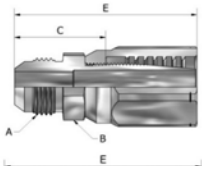


Single & Double Wire Braid Field Attachable

Straight

D Series

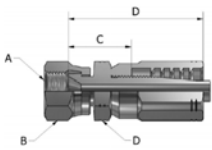
JM - JIC Male 37° Straight



Part Number	Products Description								
	Hose In-Dia	Thread UNF	Nipple Hex		Tail-Growth		Overall Length		
			MM	Inch	MM	Inch	MM	Inch	
	A	B		C		E			
D04JM07	1/4	7/16-20	14.3	0.56	25.7	1.01	54.5	2.15	
D04JM09	1/4	9/16-18	15.9	0.62	25.8	1.02	54.6	2.15	
D06JM09	3/8	9/16-18	19.0	0.75	32.7	1.29	62.7	2.47	
D06JM12	3/8	3/4-16	20.6	0.81	35.2	1.39	65.2	2.57	
D08JM12	1/2	3/4-16	22.2	0.87	34.8	1.37	70.7	2.78	
D08JM14	1/2	7/8-14	23.8	0.94	37.4	1.47	73.3	2.89	
D12JM17	3/4	1 1/16-12	28.6	1.12	41.8	1.65	83.6	3.29	

D Series

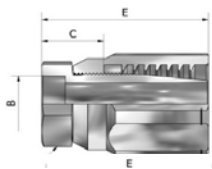
IBF - JIS (BSP) Female Parallel Pipe Swivel 30° Flare Straight



Part Number	Products Description									
	Hose In-Dia	Thread PF	Nut Hex		Tail-Growth		Nipple Hex		Overall Length	
			MM	Inch	MM	Inch	MM	Inch	MM	Inch
	A	B		C		D		E		
D06IBF06	3/8	3/8-19	22.0	0.87			22.0	0.87		

D Series

LS - Life Saver



Part Number	Products Description									
	Hose In-Dia	Nipple Hex		In-Dia		Tail-Growth		Overall Length		
		MM	Inch	MM	Inch	MM	Inch	MM	Inch	
	A		B		C		E			
D04LS04	1/4	14.0	0.55	6.35	0.25	11.8	0.46	40.6	1.60	
D06LS06	3/8	13.7	0.54	9.5	0.37	9.5	0.37	40.9	1.61	
D08LS08	1/2	20.6	0.81	12.6	0.81	19.3	0.76	54.0	2.13	
D10LS10	5/8	23.8	0.94	16.15	0.64	18.9	0.74	57.6	2.27	
D12LS12	3/4	27.0	1.06	19.4	0.76	19.7	0.77	61.8	2.43	
D16LS16	1	35.0	1.38	25.7	1.01	26.5	1.04	71.2	2.80	

Please note tails & shells sold separately

Can't find what you're looking for?

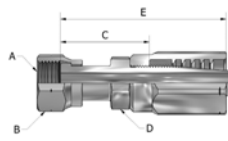
1300 654 782

Single & Double Wire Braid Field Attachable

Straight

D Series

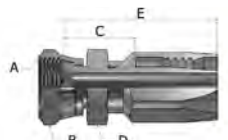
FO - ORFS Female



Part Number	Products Description										
	Hose In-Dia	Thread UNF	Nut Hex		Tail-Growth		Nipple Hex		Overall Length		
			MM	Inch	MM	Inch	MM	Inch	MM	Inch	
	A	B		C		D		E			
D04FO09	1/4	9/16									
D06FO11	3/8	11/16	22.0	0.86	17.5	0.69	17.46	0.69	69.7	2.74	
D08FO13	1/2	13/16	23.8	0.94	22.0	0.86	22	0.87	81.5	3.21	

D Series

SF - SAE Female Straight

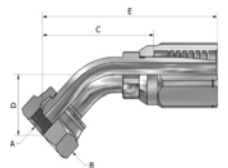


Part Number	Products Description									
	Hose In-Dia	Thread UNF	Nut Hex		Tail-Growth		Nipple Hex		Overall Length	
			MM	Inch	MM	Inch	MM	Inch	MM	Inch
	A	B		C		D		E		
D06SF10	3/8	5/8-18	19.0	0.75						

45 Degree

D Series

BF - BSP Female Parallel Pipe Swivel 45° Elbow 60° Cone



Part Number	Products Description									
	Hose In-Dia	Thread PF	Nut Hex		Tail-Growth		Drop		Overall Length	
			MM	Inch	MM	Inch	MM	Inch	MM	Inch
	A	B		C		D		E		
D04BF0445	1/4	1/4-19	19.0	0.75	40.1	1.58	19.7	0.78	68.9	2.71
D04BF0645	1/4	3/8-19	22.0	0.87	42.7	1.68	22.2	0.87	71.5	2.81
D06BF0645	3/8	3/8-19	22.0	0.87	50.5	1.99	22.2	0.87	80.5	3.17
D06BF0845	3/8	1/2-14	27.0	1.06	57.9	2.28	28.8	1.13	87.9	3.46
D08BF0845	1/2	1/2-14	27.0	1.06	58.9	2.32	28.0	1.10	94.8	3.73
D12BF1245	3/4	3/4-14	36.0	1.42	73.1	2.88	35.4	1.39	114.9	4.52
D16BF1645	1	1-11	41.0	1.61	88.4	3.48	40.4	1.59	133.1	5.24

Please note tails & shells sold separately

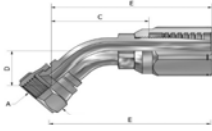


Single & Double Wire Braid Field Attachable

45 Degree

D Series

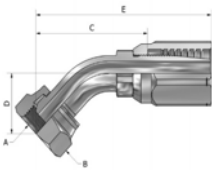
JF - JIC Female 37° Swivel 45° Elbow



Part Number	Products Description									
	Hose In-Dia	Thread UNF	Nut Hex		Tail-Growth		Drop		Overall Length	
			MM	Inch	MM	Inch	MM	Inch	MM	Inch
	A	B		C		D		E		
D04JF0745	1/4	7/16-20	14.3	0.56	30.4	1.20	10.0	0.39	59.2	2.33
D04JF0945	1/4	9/16-18	17.5	0.69	31.4	1.24	11.0	0.43	60.2	2.37
D06JF0945	3/8	9/16-18	17.5	0.69	39.3	1.55	11.0	0.43	69.3	2.73
D06JF1245	3/8	3/4-16	22.2	0.87	42.3	1.67	14.0	0.55	72.3	2.85
D08JF1245	1/2	3/4-16	22.2	0.87	46.0	1.81	15.0	0.59	81.9	3.22
D08JF1445	1/2	7/8-14	25.4	1.00	48.0	1.89	17.0	0.67	83.9	3.30
D12JF1745	3/4	1 1/16-12	31.8	1.25	75.0	2.95	27.0	1.06	116.8	4.60
D16JF2145	1	1 5/16-12	38.1	1.50	80.9	3.19	33.0	1.30	125.6	4.94

D Series

FO - ORFS Female 45° Elbow

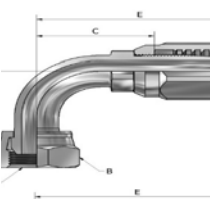


Part Number	Products Description									
	Hose In-Dia	Thread PF	Nut Hex		Tail-Growth		Drop		Overall Length	
			MM	Inch	MM	Inch	MM	Inch	MM	Inch
	A	B		C		D		E		
D06FO1145	3/8	11/6-16	22.0	0.87	41.6	1.64	11.0	0.43	72.6	2.86
D08FO1345	1/2	13/16-16	23.8	0.94	47.3	1.86	15.0	0.59	83.2	3.28

90 Degree

D Series

BF - BSP Female Parallel Pipe Swivel 90° Elbow 60° Cone



L = Long Drop

Part Number	Products Description									
	Hose In-Dia	Thread PF	Nut Hex		Tail-Growth		Drop		Overall Length	
			MM	Inch	MM	Inch	MM	Inch	MM	Inch
	A	B		C		D		E		
D04BF0490-29MM	1/4	1/4-19	19.0	0.75	25.7	1.01	34.2	1.35	54.5	2.15
D04BF0690-33MM	1/4	3/8-19	22.0	0.87	28.7	1.13	40.4	1.59	57.5	2.26
D06BF0690-33MM	3/8	3/8-19	22.0	0.87	40.9	1.61	40.4	1.59	70.9	2.79
D06BF0890-41MM	3/8	1/2-14	27.0	1.06	37.9	1.49	50.6	1.99	67.9	2.67
D08BF0890-41MM	1/2	1/2-14	27.0	1.06	42.1	1.66	50.7	2.00	78.0	3.07

Continued on following page..

Please note tails & shells sold separately

Can't find what you're looking for?

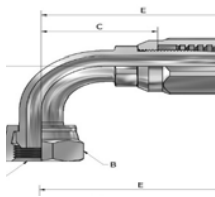
1300 654 782

Single & Double Wire Braid Field Attachable

90 Degree

D Series

BF - BSP Female Parallel Pipe Swivel 90° Elbow 60° Cone *Continued...*

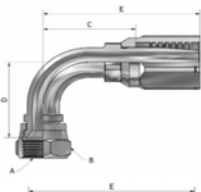


L = Long Drop

Part Number	Products Description									
	Hose In-Dia	Thread PF	Nut Hex		Tail-Growth		Drop		Overall Length	
			MM	Inch	MM	Inch	MM	Inch	MM	Inch
		A	B		C		D		E	
D08BF0890L	1/2	1/2-14								
D12BF1290-55MM	3/4	3/4-14	36.0	1.42	55.3	2.18	64.0	2.52	97.1	3.82
D16BF1690-73.5MM	1	1-11	41.0	1.61	70.2	2.76	84.0	3.31	114.9	4.52

D Series

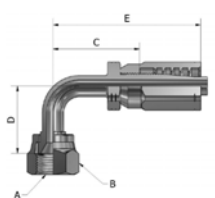
JF - JIC Female 37° Swivel 90° Elbow



Part Number	Products Description									
	Hose In-Dia	Thread UNF	Nut Hex		Tail-Growth		Drop		Overall Length	
			MM	Inch	MM	Inch	MM	Inch	MM	Inch
		A	B		C		D		E	
D04JF0790-21MM	1/4	7/16-20	14.3	0.56	25.7	1.01	21.0	0.83	54.5	2.15
D04JF0990-22MM	1/4	9/16-18	17.5	0.69	28.7	1.13	22.0	0.87	57.5	2.26
D06JF0990-23MM	3/8	9/16-18	17.5	0.69	38.9	1.53	23.0	0.91	68.9	2.71
D06JF1290-28MM	3/8	3/4-16	22.2	0.87	38.9	1.53	28.0	1.10	68.9	2.71
D08JF1290-31MM	1/2	3/4-16	22.2	0.87	45.1	1.78	31.0	1.22	81.0	3.19
D08JF1290-41MM	1/2	3/4-16	22.2	0.87	45.1	1.78	31.0	1.22	81.0	3.19
D08JF1490-31MM	1/2	7/8-14	25.4	1.00	45.1	1.78	31.0	1.22	81.0	3.19
D10JF1490-34MM	5/8	7/8-14	25.4	1.00	47.3	1.86	34.0	1.34	86.0	3.39
D12JF1790-53MM	3/4	1 1/16-12	31.8	1.25	60.3	2.37	53.0	2.09	102.1	4.02
D16JF2190-70MM	1	1 5/16-12	38.1	1.50	70.2	2.76	70.0	2.76	114.9	4.52

D Series

IBF - JIS (BSP) Female Parallel Pipe Swivel 30° Flare 90° Elbow



Part Number	Products Description									
	Hose In-Dia	Thread PF	Nut Hex		Tail-Growth		Nipple Hex		Overall Length	
			MM	Inch	MM	Inch	MM	Inch	MM	Inch
		A	B		C		D		E	
D06IBF0690-33MM	3/8	3/8-19	22.0	0.87	42.5	1.67	33.0	1.30	72.5	2.85

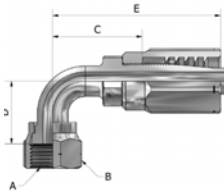
Please note tails & shells sold separately

Single & Double Wire Braid Field Attachable

90 Degree

D Series

FO - Female O-Ring Face Seal Swivel 90° Elbow

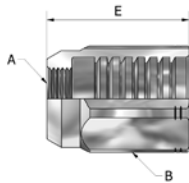


Part Number	Products Description									
	Hose In-Dia	Thread PF	Nut Hex		Tail-Growth		Drop		Overall Length	
			MM	Inch	MM	Inch	MM	Inch	MM	Inch
		A	B		C		D		E	
D06FO1190-23MM	3/8	11/16-16	22.0	0.87	38.9	1.53	23.0	0.91	68.9	2.71
D08FO1390-29MM	1/2	13/16	23.8	0.94	41.8	1.64	29.0	1.14	77.0	3.03

Shell (Field Attachable)

D Series

D1 /D2 - Reuseable shells to suit 100R1 & 100R2 & 100R17



Part Number	Products Description		
	Nipple Hex		
	MM	Inch	
D1-04	19.0	0.74	To suit Taipan SAE100R1
D1-06	22.1	0.87	To suit Taipan SAE100R1
D1-08	27.0	1.06	To suit Taipan SAE100R1
D1-12	30.0	1.18	To suit Taipan SAE100R1
D1-16	35.0	1.37	To suit Taipan SAE100R1
D2-04	20.0	0.78	To suit Taipan SAE100R2, SAE100R2GP
D2-06	24.0	0.94	To suit Taipan SAE100R2, SAE100R2GP
D2-08	27.0	1.06	To suit Taipan SAE100R2, SAE100R2GP
D2-10	31.75	1.25	To suit Taipan SAE100R2, SAE100R2GP
D2-12	35.0	1.37	To suit Taipan SAE100R2, SAE100R2GP
D2-16	43.0	1.69	To suit Taipan SAE100R2, SAE100R2GP
D17-06	22.2	0.87	To suit Taipan SAE100R17

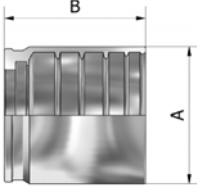
Please note tails & shells sold separately

Can't find what you're looking for?

1300 654 782

Single & Double Wire Braid Two Piece

Shells

G Series	GN - 100R2 Shells	
	Part Number	Products Description
		Hose In-Dia
	GN2-04	1/4
	GN2-05	5/16
	GN2-06	3/8
	GN2-08	1/2
	GN2-10	5/8
	GN2-12	3/4
	GN2-16	1
	GN2-20	1 1/4
<p><i>Note : No crimp dimensions available. For use at customers own risk.</i></p>		



Suction Hose Low Pressure

Straight

Suction Tails

BSPP Female Swivel x Low Pressure Hose Tail



Part Number	Products Description		
	BSPP F S/W	L/P Hose Tail	
QAAX16	1	1	

Suction Tails

BSP Parallel Male x Low Pressure Hose Tail



Part Number	Products Description		
	BSPP M	L/P Hose Tail	
QADX12	3/4	3/4	
QADX1216	3/4	1	
QADX16	1	1	
QADX1620	1	1 1/4	
QADX1624	1	1 1/2	
QADX20	1 1/4	1 1/4	
QADX2024	1 1/4	1 1/2	
QADX24	1 1/2	1 1/2	
QADX32	2	2	

Suction Tails

BSPT Male x Low Pressure Hose Tail



Part Number	Products Description		
	BSPT M	L/P Hose Tail	
QAEX08	1/2	1/2	
QAEX0812	1/2	3/4	
QAEX12	3/4	3/4	
QAEX1216	3/4	1	
QAEX1220	3/4	1 1/4	
QAEX16	1	1	
QAEX1612	1	3/4	
QAEX1614	1	7/8	
QAEX1618	1	1 1/8	
QAEX1620	1	1 1/4	
QAEX1624	1	1 1/2	
QAEX20	1 1/4	1 1/4	

Continued on following page...

Suction Hose Low Pressure

Straight

Suction Tails

BSPT Male x Low Pressure Hose Tail *Continued...*



Part Number	Products Description		
	BSPT M	L/P Hose Tail	
QAEX2014	1 1/4	7/8	
QAEX2016	1 1/4	1	
QAEX2018	1 1/4	1 1/8	
QAEX2022	1 1/4	1 3/8	
QAEX2024	1 1/4	1 1/2	
QAEX24	1 1/2	1 1/2	
QAEX2418	1 1/2	1 1/8	
QAEX2420	1 1/2	1 1/4	
QAEX2422	1 1/2	1 3/8	
QAEX2432	1 1/2	2	
QAEX32	2	2	
QAEX3224	2	1 1/2	
QAEX3229	2	1 13/16	

Suction Tails

Code 61 Flange x Low Pressure Hose Tail



Part Number	Products Description		
	C61 Flange	L/P Hose Tail	
QAFX24	1 1/2	1 1/2	
QAFX32	2	2	
QAFX4032	2 1/2	2	

Suction Tails

NPT Male x Low Pressure Hose Tail



Part Number	Products Description		
	NPT M	L/P Hose Tail	
QAUX20	1 1/4	1 1/4	
QAUX24	1 1/2	1 1/2	
QAUX32	2	2	
QAUX3224	2	1 1/2	
QAUX3236	2	2 1/4	



Suction Hose Low Pressure

Straight

Suction Tails

UNO Male x Low Pressure Hose Tail

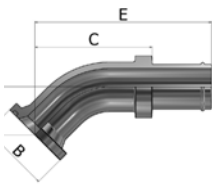


Part Number	Products Description	
	UNO M	L/P Hose Tail
QAPX1716	1 1/16	1
QAPX1720	1 1/16	1 1/4
QAPX2116	1 5/16	1
QAPX2120	1 5/16	1 1/4
QAPX2124	1 5/16	1 1/2
QAPX2620	1 5/8	1 1/4
QAPX2624	1 5/8	1 1/2
QAPX3024	1 7/8	1 1/2

45 Degree

Suction Tails

Code 61 Flange x Low Pressure Hose Tail - 45°



Part Number	Products Description	
	C61 Flange	L/P Hose Tail
QETFX242445	1 1/2	1 1/2
QETFX323245	2	2
QETFX403245	2 1/2	2

90 Degree

Suction Tails

BSPP Female Swivel x Low Pressure Hose Tail - 90°



Part Number	Products Description	
	BSPP F S/W	L/P Hose Tail
QEBAX16	1	1

Suction Hose Low Pressure

90 Degree

Suction Tails

BSPP Male x Low Pressure Hose Tail - 90°



Part Number	Products Description	
	BSPP M	L/P Hose Tail
QEBDX12	3/4	3/4
QEBDX1216	3/4	1
QEBDX16	1	1
QEBDX1620	1	1 1/4
QEBDX1624	1	1 1/2
QEBDX20	1 1/4	1 1/4
QEBDX2024	1 1/4	1 1/2
QEBDX24	1 1/2	1 1/2

Suction Tails

BSPT Male x Low Pressure Hose Tail - 90°



Part Number	Products Description	
	BSPT M	L/P Hose Tail
QEBEX0812	1/2	3/4
QEBEX12	3/4	3/4
QEBEX1216	3/4	1
QEBEX16	1	1
QEBEX1614	1	7/8
QEBEX1620	1	1 1/4
QEBEX1624	1	1 1/2
QEBEX20	1 1/4	1 1/4
QEBEX2016	1 1/4	1
QEBEX2018	1 1/4	1 1/8
QEBEX2024	1 1/4	1 1/2
QEBEX2032	1 1/4	2
QEBEX24	1 1/2	1 1/2
QEBEX2420	1 1/2	1 1/4
QEBEX2432	1 1/2	2
QEBEX32	2	2

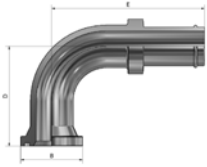


Suction Hose Low Pressure

90 Degree

Suction Tails

Code 61 Flange x Low Pressure Hose Tail - 90°



Part Number	Products Description			
	C61 Flange	L/P Hose Tail	Drop Length	
QETFX2020-82MM	1 1/4	1 1/4	82.0mm	
QETFX2424-104MM	1 1/2	1 1/2	104.0mm	
QETFX2432-104MM	1 1/2	2	104.0mm	
QETFX3232-114MM	2	2	114.0mm	
QETFX4032-125MM	2 1/2	2	125.0mm	
QETFX4040-135MM	2 1/2	2 1/2	135.0mm	

Suction Tails

UNO Male x Low Pressure Hose Tail - 90°



Part Number	Products Description		
	UNO M	L/P Hose Tail	
QEBPX1712	1 1/16	3/4	
QEBPX1716	1 1/16	1	
QEBPX2116	1 5/16	1	
QEBPX2120	1 5/16	1 1/4	
QEBPX2124	1 5/16	1 1/2	
QEBPX2620	1 5/8	1 1/4	
QEBPX2624	1 5/8	1 1/2	
QEBPX3024	1 7/8	1 1/2	

Tee Piece

Suction Tails

Low Pressure Hose Tail x Low Pressure Hose Tail x BSPP F S/W - Branch Tee



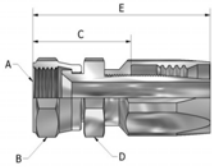
Part Number	Products Description		
	(1) L/P Tail	(2) L/P Tail	(3) BSPP F
QTEXXA16	1	1	1

SAE100R5 Field Attachable

Straight

DF Series

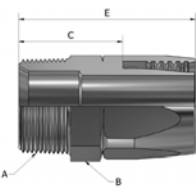
JF - JIC Female 37° Swivel Straight



Part Number	Products Description									
	Hose In-Dia	Thread UNF	Nut Hex		Tail-Growth		Nipple Hex		Overall Length	
		A	MM	Inch	MM	Inch	MM	Inch	MM	Inch
DF04JF07	3/16	7/16-20	14.3	0.56	30.9	1.22	14.3	0.56	49.9	1.96
DF05JF08	1/4	1/2-20	15.9	0.62	33.4	1.31	17.5	0.69	54.5	2.15
DF05JF09	1/4	9/16-18	17.5	0.69	33.6	1.32	17.5	0.69	54.7	2.15
DF06JF09	5/16	9/16-18	17.5	0.69	34.2	1.35	17.5	0.69	57.2	2.25
DF06JF12	5/16	3/4-16	22.2	0.87	40.1	1.58	22.2	0.87	63.1	2.48
DF08JF12	13/32	3/4-16	22.2	0.87	42.8	1.69	22.2	0.87	71.8	2.83
DF08JF14	13/32	7/8-14	25.4	1.00	45.4	1.79	25.4	1.00	74.4	2.93
DF10JF12	1/2	3/4-16	22.2	0.87	42.8	1.69	22.2	0.87	75.3	2.96
DF10JF14	1/2	7/8-14	25.4	1.00	46.4	1.83	25.4	1.00	78.9	3.11
DF10JF17	1/2	1 1/16-12								
DF12JF14	5/8	7/8-14	25.4	1.00	46.9	1.85	25.4	1.00	86.9	3.42
DF12JF17	5/8	1 1/16-12	32.0	1.26	89.6	3.53	31.8	1.25	89.6	3.53
DF16JF21	7/8	1 5/16-12	38.0	1.50	48.5	1.91	38.0	1.50	80.5	3.17
DF20JF26	1 1/8	1 5/8-12	50.0	1.97	58.0	2.28	41.0	1.61	92.5	3.64
DF24JF30	1 3/8	1 7/8-12	55.0	2.17	60.6	2.39	46.0	1.81	97.6	3.84
DF32JF40	1 13/16	2 1/2-12	73.0	2.87	84.5	3.33	63.5	2.50	131.0	5.16

DF Series

NM - Taper Male NPT Straight



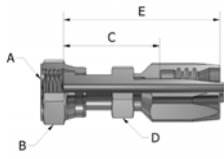
Part Number	Products Description									
	Hose In-Dia	Thread NPT								
DFO4NM02	3/16	1/8-27								
DFO4NM04	3/16	1/4-18								
DF06NM06	5/16	3/8-18								
DF08NM08	13/32	1/2-14								
DF10NM08	1/2	1/2-14								
DF12NM12	5/8	3/4-14								
DF16NM16	7/8	1-11.5								
DF20NM20	1 1/8	1 1/4-11.5								
DF24NM24	1 3/8	1 1/2-11.5								
DF32NM32	1 13/16	2-11.5								

SAE100R5 Field Attachable

Straight

DF Series

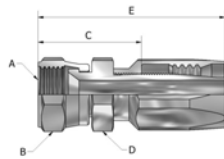
FO - Female O-Ring Face Seal Swivel Straight



Part Number	Products Description									
	Hose In-Dia	Thread UNF	Nut Hex		Tail-Growth		Nipple Hex		Overall Length	
			MM	Inch	MM	Inch	MM	Inch	MM	Inch
		A	B		C		D		E	
DF06FO11	5/16	11/16-16	22.0	0.86	36.8	1.44	17.46	0.68	59.8	2.35
DF08FO13	13/32	13/16-16								

DF Series

SF - SAE Female Straight

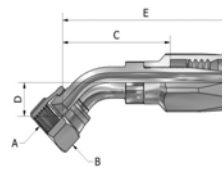


Part Number	Products Description									
	Hose In-Dia	Thread UNF	Nut Hex		Tail-Growth		Nipple Hex		Overall Length	
			MM	Inch	MM	Inch	MM	Inch	MM	Inch
		A	B		C		D		E	
DF06SF10	5/16	5/8-18								
DF12SF17	5/8	1 1/16-14								

45 Degree

DF Series

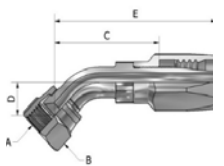
JF - JIC Female 37° Swivel 45° Elbow



Part Number	Products Description									
	Hose In-Dia	Thread UNF	Nut Hex		Tail-Growth		Drop		Overall Length	
			MM	Inch	MM	Inch	MM	Inch	MM	Inch
		A	B		C		D		E	
DF04JF0745	3/16	7/16-20	14.3	0.56	34.2	1.35	10.0	0.39	53.2	2.09
DF06JF0945	5/16	9/16-18	17.5	0.69	39.8	1.57	11.0	0.43	62.8	2.47
DF08JF1245	13/32	3/4-16	22.2	0.87	52.9	2.08	15.0	0.59	81.9	3.22
DF10JF1445	1/2	7/8-14								
DF12JF1745	5/8	1 1/6-12	32.0	1.26	71.7	2.82	27.0	1.06	111.7	4.40
DF16JF2145	7/8	1 5/16-12	38.1	1.50	78.7	3.10	33.0	1.30	110.7	4.36
DF20JF2645	1 1/8	1 5/8-12	50.0	1.97	103.1	4.06	45.0	1.77	137.6	5.42

DF Series

SF - SAE Female 45° Elbow



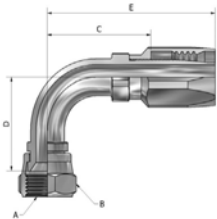
Part Number	Products Description									
	Hose In-Dia	Thread UNF	Nut Hex		Tail-Growth		Drop		Overall Length	
			MM	Inch	MM	Inch	MM	Inch	MM	Inch
		A	B		C		D		E	
DF06SF1045	3/8	5/8-18	19	0.75	42.8	1.68	11	0.43	65.8	2.59

SAE100R5 Field Attachable

90 Degree

DF Series

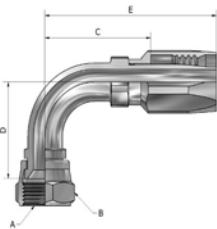
JF - JIC Female 37° Swivel 90° Elbow



Part Number	Products Description									
	Hose In-Dia	Thread UNF	Nut Hex		Tail-Growth		Drop		Overall Length	
			MM	Inch	MM	Inch	MM	Inch	MM	Inch
	A	B		C		D		E		
DF04JF0790-21MM	3/16	7/16-20	14.3	0.56	29.5	1.16	21.0	0.83	48.5	1.91
DF06JF0990-23MM	5/16	9/16-18	17.5	0.69	39.4	1.55	23.0	0.91	62.4	2.46
DF08JF1290-31MM	13/32	3/4-16	22.2	0.87	49.0	1.93	31.0	1.22	78.0	3.07
DF08JF1490-34MM	13/32	7/8-14	25.4	1.00	51.0	2.01	34.0	1.34	80.0	3.15
DF10JF1490-34MM	1/2	7/8-14	25.4	1.00	51.0	2.01	34.0	1.34	83.5	3.29
DF12JF1790-53MM	5/8	1 1/16-12	31.8	1.25	64.3	2.53	53.0	2.09	104.3	4.11
DF16JF2190-70MM	7/8	1 5/16-12	38.1	1.50	67.0	2.64	70.0	2.76	99.0	3.90
DF20JF2690-85MM	1 1/8	1 5/8-12	50.0	1.97	84.5	3.33	85.0	3.35	119.0	4.69
DF24JF3090-110MM	1 3/8	1 7/8-12	55.0	2.16	101	3.97	110.0	4.33	138.0	5.43
DF32JF4090-136MM	1 13/32	2 1/2-12	73.0	2.87	133.5	5.25	136.0	5.35	180.0	7.08

DF Series

SF - SAE Female 90° Elbow



Part Number	Products Description									
	Hose In-Dia	Thread UNF	Nut Hex		Tail-Growth		Drop		Overall Length	
			MM	Inch	MM	Inch	MM	Inch	MM	Inch
	A	B		C		D		E		
DF06SF1090-23MM	3/8	5/8-18	19.0	0.75	39.4	1.55	23.0	0.90	63.9	2.52
DF12SF1790-53MM	3/4	1 1/16-14	32.0	1.26	64.3	2.53	53.0	2.08	104.3	4.10

SAE100R5 Crimp Hose Tails

Straight

F Series

JF - JIC Female 37° Swivel Straight



Part Number	Products Description				
	Hose In-Dia	Thread UNF	Nut Hex		
				MM	
		A	B		
F04JF07	3/16	7/16-20	14.3	0.56	
F05JF07	1/4	7/16-20	14.3	0.56	
F05JF09	1/4	9/16-18	17.5	0.68	
F08JF12	13/32	3/4-16	22.2	0.87	
F08JF14	13/32	7/8-14	25.4	1.00	
F10JF09	1/2	9/16-18	17.5	0.68	
F10JF12	1/2	3/4-16	22.2	0.87	
F10JF14	1/2	7/8-14	25.4	1.00	
F12JF14	5/8	7/8-14	25.4	1.00	
F12JF17	5/8	1 1/16-12	31.8	1.25	
F16JF17	7/8	1 1/16-12	31.8	1.25	
F16JF21	7/8	1 5/16-12	38.0	1.49	
F24JF30	1 3/8	1 7/8-12	55.0	2.16	

F Series

NM - Taper Male NPT Straight



Part Number	Products Description				
	Hose In-Dia	Thread NPT	Nipple Hex		
				MM	
		A	B		
F04NM02	3/16	1/8	14.3		

F Series

BF - BSP Female Parallel Swivel Straight 60° Cone



Part Number	Products Description				
	Hose In-Dia	Thread BSP	Nut Hex		
				MM	
		A	B		
F05BF04	1/4	1/4	19.0		
F10BF08	1/2	1/2	27.0		
F16BF12	7/8	3/4	32.0		
F20BF20	1 1/8	1 1/4	50.0		
F24BF24	1 3/8	1 1/2	60.0		

HOSE TAILS
F Series

SAE100R5 Crimp Hose Tails

Straight

F Series

BM - BSP Male Taper



Part Number	Products Description				
	Hose In-Dia	Thread BSP	Nut Hex		
			MM	Inch	
		A	B		
F05BM04	1/4	1/4	14.3		
F08BM08	13/32	1/2	27.0		
F10BM06	1/2	3/8	22.0		
F10BM08	1/2	1/2	27.0		
F16BM12	7/8	3/4	36.0		
F16BM16	7/8	1	41.0		
F20BM20	1 1/8	1 1/4	50.0		
F24BM24	1 3/8	1 1/2	60.0		

45 Degree

F Series

JF - JIC Female 37° S/W 45° Elbow



Part Number	Products Description				
	Hose In-Dia	Thread UNF	Nipple Hex		
			MM	Inch	
		A	B		
F10JF1245	1/2	3/4-16	22.2		

90 Degree

F Series

JF - JIC Female 37° Swivel 90° Elbow



Part Number	Products Description									
	Hose In-Dia	Thread UNF	Nipple Hex		Tail-Growth		Drop length		Overall Length	
			MM	Inch	MM	Inch	MM	Inch	MM	Inch
		A	B		C		D		E	
F08JF1490-31MM	13/32	7/8-14	25.4	1.00			31.0	1.22		
F10JF0990-25.6MM	1/2	9/16-18	17.5	0.68			25.6	1.01		
F10JF1290-31MM	1/2	3/4-16	22.2	0.87			31.0	1.22		
F10JF1490-31MM	1/2	7/8-14	25.4	1.00			31.0	1.22		
F16JF2190-56MM	7/8	1 5/16-12	38.0	1.49			56.0	2.20		

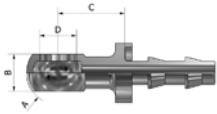


SAE100R6 Textile Braid

Straight

H Series

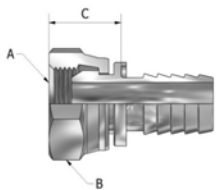
MBJ - Banjo Straight



Part Number	Products Description								
	Hose In-Dia	Banjo	Nipple Hex		Tail-Growth		Overall Length		
		MM	MM	Inch	MM	Inch	MM	Inch	
	A	B		C		E			
H04MBJ10	1/4	10.0			18.0	0.71	42.4	1.67	
H04MBJ12	1/4	12.0			21.0	0.83	45.4	1.78	
H06MBJ16	3/8	16.0			24.8	0.97	52.1	2.05	

H Series

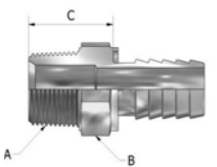
BF - BSP Female Parallel Pipe Swivel Straight 60° Cone



Part Number	Products Description								
	Hose In-Dia	Thread PF	Nut Hex		Tail-Growth		Nipple Hex		
			MM	Inch	MM	Inch	MM	Inch	
	A	B		C					
H04BF02	1/4	1/8-28	14.0	0.55	17.4	0.69			
H04BF04	1/4	1/4-19	19.0	0.75	20.0	0.79			
H06BF06	3/8	3/8-19	22.0	0.87	23.8	0.94			
H06BF08	3/8	1/2-14	27.0	1.06	23.4	0.92			
H08BF08	1/2	1/2-14	27.0	1.06	26.9	1.06			
H10BF08	5/8	1/2-14	27.0	1.06	26.9	1.06			
H12BF12	3/4	3/4-14	32.0	1.26	29.0	1.14			
H16BF16	1	1-11	41.0	1.61	30.8	1.21	39.0	1.54	

H Series

BM - BSP Male Taper



Part Number	Products Description								
	Hose In-Dia	Thread PT	Nipple Hex		Tail-Growth		Overall Length		
			MM	Inch	MM	Inch	MM	Inch	
	A	B		C					
H04BM02	1/4	1/8-28	17.0	0.67	17.3	0.68			
H04BM04	1/4	1/4-19	17.0	0.67	21.0	0.826	45.4	1.79	
H06BM04	3/8	1/4-19	19.0	0.75	22.7	0.89			
H06BM06	3/8	3/8-19	19.0	0.75	24.2	0.95			
H06BM08	3/8	1/2-14	19.0	0.75	26.0	1.02	51.1	2.01	
H08BM06	1/2	3/8-19	23.8	0.94	24.2	0.95			
H08BM08	1/2	1/2-14	23.8	0.94	27.7	1.09			
H12BM12	3/4	3/4-14	30.0	1.18	34.3	1.35			

Can't find what you're looking for?

1300 654 782

101

Email: sales@taipan.com.au

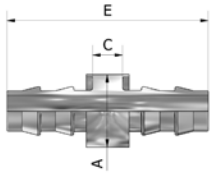
Fax 07 5428 1311

SAE100R6 Textile Braid

Straight

H Series

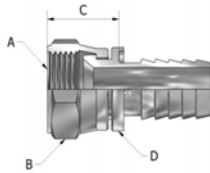
HJ - Hose Joiner



Part Number	Products Description								
	Hose In-Dia	Thread UNF	Nipple Hex		Tail-Growth		Overall Length		
			MM	Inch	MM	Inch	MM	Inch	
	A	B		C					
H08HJ08	1/2				13.6	0.54	64	2.52	

H Series

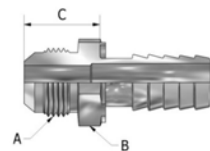
JF - JIC Female 37° Swivel Straight



Part Number	Products Description									
	Hose In-Dia	Thread UNF	Nut Hex		Tail-Growth		Nipple OD		Overall Length	
			MM	Inch	MM	Inch	MM	Inch	MM	Inch
	A	B		C		D				
H04JF07	1/4	7/16-20	14.3	0.56	19.1	0.75	16.0	0.63		
H04JF09	1/4	9/16-18	17.5	0.69	21.3	0.84	16.0	0.63		
H05JF08	5/16	1/2-20	15.9	0.63	20.1	0.79	17.2	0.68	39.3	1.55
H05JF09	5/16	9/16-18	17.46	0.68	21.7	0.85	17.2	0.68	40.05	1.59
H06JF09	3/8	9/16-18	17.5	0.69	21.5	0.85	19.0	0.75		
H06JF12	3/8	3/4-16	22.2	0.87	24.5	0.96	19.0	0.75	40.5	1.59
H06JF12B (Brass)	3/8	3/4-16	22.2	0.87	24.4	0.96	19.0	0.75	40.5	1.59
H08JF12	1/2	3/4-16	22.2	0.87	24.4	0.96	23.0	0.91		
H08JF12B (Brass)	1/2	3/4-16	22.2	0.87	24.4	0.96	23.0	0.91		
H08JF14	1/2	7/8-14	25.4	1.00	27.1	1.07	23.0	0.91		
H10JF14	5/8	7/8-14	25.4	1.00	27.1	1.07	26.0	1.02		
H12JF14	3/4	7/8-14	25.4	1.00	27.5	1.08	30.0	1.18		
H12JF17	3/4	1 1/16-12	32.0	1.26	28.8	1.13	30.0	1.18		
H12JF17B (Brass)	3/4	1 1/16-12	32.0	1.26	28.8	1.13	30.0	1.18		
H16JF21	1	1 5/16-12	38.0	1.49	30.3	1.19	39.0	1.54	67.2	2.65

H Series

JM - JIC Male 37° Straight



Part Number	Products Description					
	Hose In-Dia	Thread UNF	Nipple Hex		Tail-Growth	
			MM	Inch	MM	Inch
	A	B		C		
H06JM09	3/8	9/16-18	19.0	0.74	23.8	0.93
H06JM12	3/8	3/4-16	20.6	0.81	26.4	1.04
H08JM12	1/2	3/4-16	23.8	0.94	26.4	1.04
H10JM14	5/8	7/8-14	25.4	1	27.3	1.075

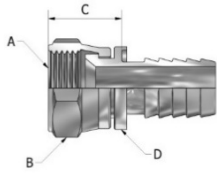


SAE100R6 Textile Braid

Straight

H Series

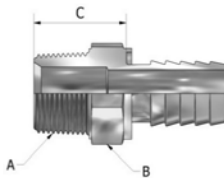
SF - SAE Female Straight



Part Number	Products Description							
	Hose In-Dia	Thread UNF	Nut Hex		Tail-Growth		Overall Length	
			MM	Inch	MM	Inch	MM	Inch
	A	B			C			
H06SF10	3/8	5/8-18	19.0	0.75	22.0	0.87	19.0	0.75

H Series

NM - NPT Male Taper

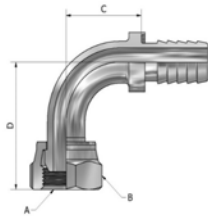


Part Number	Products Description							
	Hose In-Dia	Thread NPTF	Nut Hex		Tail-Growth		Overall Length	
			MM	Inch	MM	Inch	MM	Inch
	A	B			C			
H04NM04	1/4	1/4-18	17.0	0.66	21.7	0.85	46.1	1.81
H06NM06	3/8	3/8-18	19.0	0.74	24.4	0.96	51.5	2.03

90 Degree

H Series

BF - BSP Female Parallel Pipe Swivel 90° Elbow 60° Cone



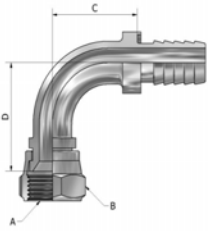
Part Number	Products Description							
	Hose In-Dia	Thread PF	Nut Hex		Tail-Growth		Drop	
			MM	Inch	MM	Inch	MM	Inch
	A	B			C		D	
H04BF0490-29MM	1/4	1/4-19	19.0	0.75	21.5	0.85	34.2	1.35
H06BF0690-33MM	3/8	3/8-19	22.0	0.87	25.5	1.00	40.4	1.59
H08BF0890-40.9MM	1/2	1/2-14	27.0	1.06	32.1	1.26	50.6	1.99
H12BF1290-55MM	3/4	3/4-14	32.0	1.26	42.0	1.65	64.0	2.52

SAE100R6 Textile Braid

90 Degree

H Series

JF - JIC Female 37° Swivel 90° Elbow



Part Number	Products Description								
	Hose In-Dia	Thread UNF	Nut Hex		Tail-Growth		Drop		
			MM	Inch	MM	Inch	MM	Inch	
	A	B		C		D			
H04JF0790-21MM	1/4	7/16-20	14.3	0.56	21.5	0.85	21.0	0.83	
H04JF0990-22MM	1/4	9/16-18	17.5	0.69	21.5	0.85	22.0	0.87	
H06JF0990-23MM	3/8	9/16-18	17.5	0.69	25.5	1.00	23.0	0.91	
H06JF1290-28MM	3/8	3/4-16	22.2	0.87	25.5	1.00	28.0	1.10	
H08JF1290-31MM	1/2	3/4-16	22.2	0.87	32.1	1.26	31.0	1.22	
H08JF1490-32.5MM	1/2	7/8-14	25.4	1.00	32.1	1.26	32.5	1.28	
H10JF1490-34MM	5/8	7/8-14	25.4	1.00			34.0	1.33	
H12JF1790-53MM	3/4	1 1/16-12	32.0	1.26	46.0	1.81	53.0	2.09	

HOSE TAILS

H Series



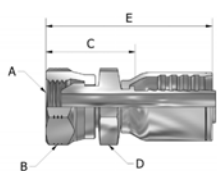
TAIPAN

SAE100R7, SAE100R8 & SAE100R18 Thermoplastic

Straight

J Series

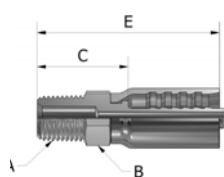
BF - BSP Female Parallel Pipe Swivel Straight 60° Cone



Part Number	Products Description									
	Hose In-Dia	Thread BSP	Nut Hex		Tail-Growth		Nipple Hex		Overall Length	
			MM	Inch	MM	Inch	MM	Inch	MM	Inch
J02BF02	1/8	1/8-28	14.0	0.55						
J02BF04	1/8	1/4-19	19.0	0.74						
J04BF04	1/4	1/4-19	19.0	0.74						
J06BF06	3/8	3/8-19	22.0	0.87						
J08BF08	1/2	1/2-14	27.0	1.06	34.8	1.37	22.0	0.87	65.5	2.58

J Series

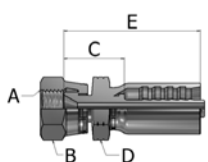
BM - BSPT Male Straight



Part Number	Products Description							
	Hose In-Dia	Thread PT	Nipple Hex		Tail-Growth		Overall Length	
			MM	Inch	MM	Inch	MM	Inch
J04BM04	1/4	1/4-19	14.3	0.56				
J06BM06	3/8	3/8-19	22.0	0.87				
J06BM08	3/8	1/2-14	28.6	1.12	33.3	1.31	60.7	2.38
J08BM08	1/2	1/2-14	27.0	1.06	33.2	1.31	63.9	2.51

J Series

IBF - JIS (BSP) Female Parallel Pipe Swivel Straight 30° Flare



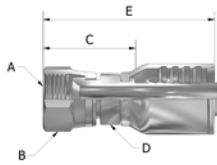
Part Number	Products Description									
	Hose In-Dia	Thread BSP	Nut Hex		Tail-Growth		Nipple Hex		Overall Length	
			MM	Inch	MM	Inch	MM	Inch	MM	Inch
J04IBF04	1/4	1/4-19	19.0	0.75			19.0	0.75		

SAE100R7, SAE100R8 & SAE100R18 Thermoplastic

Straight

J Series

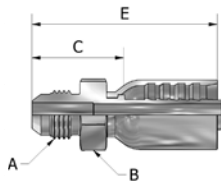
JF - JIC Female 37° Swivel Straight



Part Number	Products Description									
	Hose In-Dia	Thread UNF	Nut Hex		Tail-Growth		Nipple OD		Overall Length	
			MM	Inch	MM	Inch	MM	Inch	MM	Inch
	A	B		C		D		E		
J02JF07	1/8	7/16-20	14.3	0.56						
J03JF07	3/16	7/16-20	14.3	0.56						
J04JF07	1/4	7/16-20	14.3	0.56						
J04JF09	1/4	9/16-18	17.5	0.69						
J06JF09	3/8	9/16-18	17.5	0.69	30.5		17.46			49.6
J06JF12	3/8	3/4-16	22.2	0.87	33.5		17.46			51.2
J08JF12	1/2	3/4-16	22.2	0.87	23.9		17.46			54.6
J08JF14	1/2	7/8-14	25.4	1.0	26.0		22.0			56.7

J Series

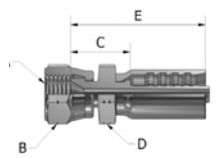
JM - JIC Male 37° Straight



Part Number	Products Description									
	Hose In-Dia	Thread UNF	Nut Hex		Tail-Growth		Nipple OD		Overall Length	
			MM	Inch	MM	Inch	MM	Inch	MM	Inch
	A	B		C		D				
J04JM07	1/4	7/16-20								
J04JM09	1/4	9/16-18			25.8		14.3			52.4
J06JM09	3/8	9/16-18								
J06JM12	3/8	3/4-16			29.5		20.6			56.9
J08JM12	1/2	3/4-16			29.4		20.64			60.1
J08JM14	1/2	7/8-14			33.1		23.8			63.8

J Series

KF - Komatsu Female Swivel



Part Number	Products Description									
	Hose In-Dia	Thread METRIC	Nut Hex		Tail-Growth		Nipple Hex		Overall Length	
			MM	Inch	MM	Inch	MM	Inch	MM	Inch
	A	B		C		D		E		
J04KF14	1/4	M14*1.5P	19.0	0.75			19.0	0.75		
J06KF18	3/8	M18*1.5P	24.0	0.94			22.0	0.87		
J08KF22	1/2	M22*1.5P	27.0	1.06	37.6	1.48	27.0	1.06	68.3	2.68

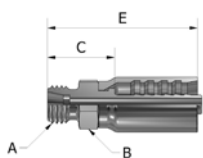


SAE100R7, SAE100R8 & SAE100R18 Thermoplastic

Straight

J Series

MM - Metric Male

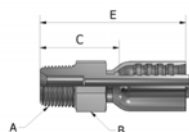


(L) = Light Series Metric
(S) = Heavy Series Metric

Part Number	Products Description									
	Hose In-Dia	DIN	Thread Metric	Nipple Hex		Tail-Growth		Overall Length		
				MM	Inch	MM	Inch	MM	Inch	
A	B	C	D							
J04MM0612A	1/4	(L)	M12*1.5P	14.0	0.55					
J04MM0614A	1/4	(S)	M14*1.5P	14.0	0.55					
J04MM0814A	1/4	(L)	M14*1.5P	14.0	0.55					
J04MM0816A	1/4	(S)	M16*1.5P	17.0	0.69					
J04MM1016A	1/4	(L)	M16*1.5P	19.0	0.75					
J04MM1018A	1/4	(S)	M18*1.5P	19.0	0.75					
J06MM1016A	3/8	(L)	M16*1.5P	19.0	0.75					
J06MM1018A	3/8	(S)	M18*1.5P	22.0	0.86					
J06MM1218A	3/8	(L)	M18*1.5P	22.0	0.86					
J06MM1220A	3/8	(S)	M20*1.5P	22.0	0.86					
J06MM1422A	3/8	(S)	M22*1.5P	22.0	0.86					
J08MM1522A	1/2	(L)	M22*1.5P	22.0	0.8	27.0	1.06	57.7	2.27	
J08MM1624A	1/2	(S)	M24*1.5P	24.0	0.94	29.0	1.14	59.7	2.35	

J Series

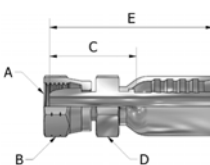
NM - NPT Male



Part Number	Products Description							
	Hose In-Dia	Thread NPTM	Tail-Growth		Nipple Hex		Overall Length	
			MM	Inch	MM	Inch	MM	Inch
A	C	D						
J06NM06	3/8	3/8-18			19.0	0.75		

J Series

MF - Metric Female Ball Nose



(LL) = Extra Light Series Metric
(L) = Light Series Metric
(S) = Heavy Series Metric

Part Number	Products Description										
	Hose In-Dia	DIN	Thread Metric	Nut Hex		Tail-Growth		Nipple Hex		Overall Length	
				MM	Inch	MM	Inch	MM	Inch	MM	Inch
A	B	C	D	E							
J02MF0610C	1/8	(LL)	M10*1P	11.6	0.45						
J02MF0614A	1/8	(S)	M14*1.5P	15.8	0.62			14.0	0.55		
J04MF0612A	1/4	(L)	M12*1.5P	15.8	0.62			14.0	0.55		
J04MF0614A	1/4	(S)	M14*1.5P	17.5	0.69			14.0	0.55		

Continued on following page..

Can't find what you're looking for?

1300 654 782

107

Email: sales@taipan.com.au
Fax 07 5428 1311

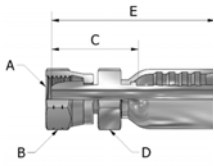
HOSE TAILS
J Series

SAE100R7, SAE100R8 & SAE100R18 Thermoplastic

Straight

J Series

MF - Metric Female Ball Nose *Continued...*

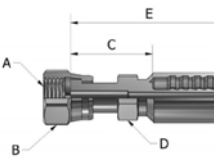


(L) = Light Series Metric
(S) = Heavy Series Metric

Part Number	Products Description										
	Hose In-Dia	DIN	Thread Metric	Nut Hex		Tail-Growth		Nipple Hex		Overall Length	
			A	MM	Inch	MM	Inch	MM	Inch	MM	Inch
J04MF0814A	1/4	(L)	M14*1.5P	17.5	0.68	24.5	0.96	17.0	0.66	51.1	2.01
J04MF0816A	1/4	(S)	M16*1.5P	19.0	0.748	30.6	1.2			48.7	1.92
J06MF0816A	3/8	(S)	M16*1.5P	19.0	0.75			17.0	0.67		
J06MF1016A	3/8	(L)	M16*1.5P	19.0	0.748	31.4	1.23	19.0	0.75	58.2	2.29
J06MF1218A	3/8	(L)	M18*1.5P	22.0	0.87			17.0	0.67		
J06MF1220A	3/8	(S)	M20*1.5P	24.0	0.94						
J06MF1422A	3/8	(S)	M22*1.5P	27.0	1.06						
J06MF1522A	3/8	(L)	M22*1.5P	27.0	1.06						
J08MF1522A	1/2	(L)	M22*1.5P	27.0	1.06	33.0	1.29	22.0	0.86	63.7	2.50
J08MF1624A	1/2	(S)	M24*1.5P	30.0	1.18	22.8	0.89			53.5	2.10

J Series

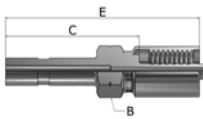
FO - Female O-Ring Face Seal Swivel Straight



Part Number	Products Description										
	Hose In-Dia	Thread ORFS	Nut Hex		Tail-Growth		Nipple OD		Overall Length		
		A	MM	Inch	MM	Inch	MM	Inch	MM	Inch	
J02FO09	1/8	9/16-18	17.5	0.69	29.0	1.14	14.3	0.56			
J04FO09	1/4	9/16-18	17.5	0.69	29.0	1.14	14.3	0.56	55.6	2.19	
J06FO11	3/8	11/16-16	22.0	0.86	36.8	1.44	17.46	0.68			
J08FO13	1/2	13/16-16	23.8	0.93	37.2	1.46	22.0	0.86	67.9	2.67	

J Series

SP - Stand Pipe Straight



Part Number	Products Description									
	Hose In-Dia	Length		OD		Tail-Growth		Overall Length		
		MM	Inch	MM	Inch	MM	Inch	MM	Inch	
J02SP06	1/8		22.0	0.87	6.0	0.24				

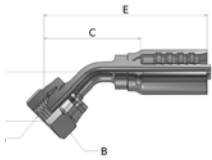


SAE100R7, SAE100R8 & SAE100R18 Thermoplastic

45 Degree

J Series

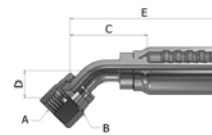
BF - BSP Female Parallel Pipe Swivel 45° Elbow 60° Cone



Part Number	Products Description									
	Hose In-Dia	Thread PF	Nut Hex		Tail-Growth		Drop		Overall Length	
			MM	Inch	MM	Inch	MM	Inch	MM	Inch
J06BF0645	3/8	3/8-19	19.0	0.74						
J08BF0845	1/2	1/2-14	22.0	0.87						

J Series

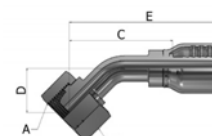
JF - JIC Female 37° Swivel 45° Elbow



Part Number	Products Description									
	Hose In-Dia	Thread UNF	Nut Hex		Tail-Growth		Drop		Overall Length	
			MM	Inch	MM	Inch	MM	Inch	MM	Inch
J04JF0745	1/4	7/16-20	14.3	0.56	28.9	1.13	10.0	0.39	55.5	2.18
J04JF0945	1/4	9/16-18	17.0	0.66						
J06JF0945	3/8	9/16-18	17.0	0.66						
J06JF1245	3/8	3/4-16	22.0	0.86						
J08JF1245	1/2	3/4-16	22.0	0.86						
J08JF1445	1/2	7/8-14	25.4	1.0						

J Series

MF - Metric Female Ball Nose 45° Elbow 24° Cone



Part Number	Products Description										
	Hose In-Dia	DIN	Thread METRIC	Nut Hex		Tail-Growth		Drop		Overall Length	
				MM	Inch	MM	Inch	MM	Inch	MM	Inch
J02MF0610C45	1/8	(LL)	M10*1P	11.6	0.45						
J04MF0612A45	1/4	(L)	M12*1.5P	15.8	0.62						
J04MF0614A45	1/4	(S)	M14.15P	17.5	0.69						
j04MF0814A45	1/4	(L)	M14.15P	17.5	0.69						
J04MF0816A45	1/4	(S)	M16*1.5P	19.0	0.75						
J06MF1016A45	3/8	(L)	M16*1.5P	19.0	0.75	37.7	1.48	17.0	0.67	65.1	2.56
J06MF1218A45	3/8	(L)	M18*1.5P	22.0	0.87						
J06MF1220A45	3/8	(S)	M20*1.5P	24.0	0.94						
J08MF1522A45	1/2	(L)	M22*1.5P	27.0	1.06						
J08MF1624A45	1/2	(S)	M24*1.5P	30.0	1.18						

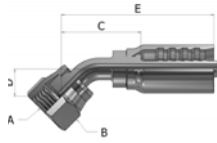
(LL) = Extra Light Series Metric
(L) = Light Series Metric
(S) = Heavy Series Metric

SAE100R7, SAE100R8 & SAE100R18 Thermoplastic

45 Degree

J Series

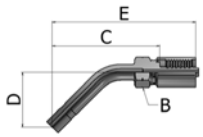
FO - Female O-Ring Face Seal Swivel 45° Elbow



Part Number	Products Description									
	Hose In-Dia	Thread UNF	Nut Hex		Tail-Growth		Drop		Overall Length	
			MM	Inch	MM	Inch	MM	Inch	MM	Inch
		A	B		C		D		E	
J06F01145	3/8	11/16-16	22.0	0.87						
J08F01345	1/2	13/16-16	23.8	0.93						

J Series

SP - Stand Pipe 45° Elbow

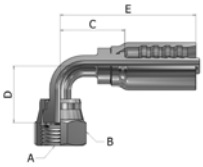


Part Number	Products Description									
	Hose In-Dia	OD		Tail-Growth		Drop		Overall Length		
		MM	Inch	MM	Inch	MM	Inch	MM	Inch	
		B		C		D		E		
J02SP0645	1/8	6.0	0.24							

90 Degree

J Series

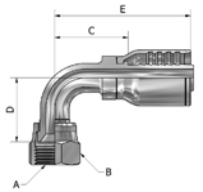
BF - BSP Female Parallel Pipe Swivel 90° Elbow 60° Cone



Part Number	Products Description									
	Hose In-Dia	Thread PF	Nut Hex		Tail-Growth		Drop		Overall Length	
			MM	Inch	MM	Inch	MM	Inch	MM	Inch
		A	B		C		D		E	
J02BF0290-25MM	1/8	1/8-28	14.0	0.55			25.0	0.98		
J04BF0490-29MM	1/4	1/4-19	19.0	0.75			29.0	1.14		
J06BF0690-33MM	3/8	3/8-19	22.0	0.87			33.0	1.29		
J08BF0890-40.9MM	1/2	1/2-14	27.0	1.06			40.9	1.61		

J Series

JF - JIC Female 37° Swivel 90° Elbow



B = Block
L = Long Drop

Part Number	Products Description									
	Hose In-Dia	Thread UNF	Nut Hex		Tail-Growth		Drop		Overall Length	
			MM	Inch	MM	Inch	MM	Inch	MM	Inch
		A	B		C		D			
J02JF0790-21.1MM	1/8	7/16-20	14.3	0.56	24.2	0.95	21.1	0.83		
J04JF0790-21MM	1/4	7/16-20	14.3	0.56	24.2	0.95	21.0	0.83	50.8	2.00
J04JF0790B-19.8MM	1/4	7/16-20	14.3	0.56	20.3	0.80	19.8	0.78	46.9	1.85
J04JF0990B-21.2MM	1/4	9/16-18	17.5	0.69	20.3	0.80	21.2	0.83	46.9	1.85

Continued on following page..

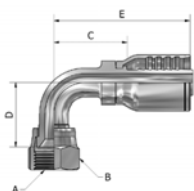


SAE100R7, SAE100R8 & SAE100R18 Thermoplastic

90 Degree

J Series

JF - JIC Female 37° Swivel 90° Elbow *Continued...*

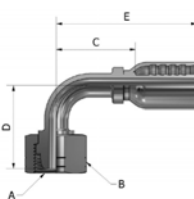


B = Block
L = Long Drop

Part Number	Products Description									
	Hose In-Dia	Thread UNF	Nut Hex		Tail-Growth		Drop		Overall Length	
		A	MM	Inch	MM	Inch	MM	Inch	MM	Inch
J04JF0990L-47MM	1/4	9/16-18	175	0.69	203	0.80	24.2	0.95	50.8	2.00
J06JF0990-23MM	3/8	9/16-18	17.46	0.69	28.3	1.11	23.0	0.91	57.1	2.25
J06JF1290-28MM	3/8	3/4-16	22.2	0.87	28.3	1.11	28.0	1.1	57.1	2.25
J08JF1290-31MM	1/2	3/4-16	22.2	0.87	35.3	1.39	31.0	1.22	67.3	2.65
J08JF1490-31MM	1/2	7/8-14	25.4	1.0	35.3	1.39	31.0	1.22	66.0	2.6

J Series

MF - Metric Female Ball Nose 90° Elbow

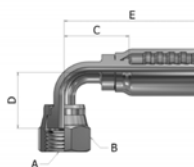


(LL) = Extra Light Series Metric
(L) = Light Series Metric
(S) = Heavy Series Metric

Part Number	Products Description										
	Hose In-Dia	DIN	Thread Metric	Nut Hex		Tail-Growth		Drop		Overall Length	
			A	MM	Inch	MM	Inch	MM	Inch	MM	Inch
J02MF0610C90-23.8MM	1/8	(LL)	M10*1P	11.6	0.45			23.8	0.93		
J04MF0612A90-29MM	1/4	(L)	M12*1.5P	15.9	0.62			29.0	1.14		
J04MF0614A90-29MM	1/4	(S)	M14*1.5P	17.5	0.68			29.0	1.14		
J04MF0814A90-31MM	1/4	(L)	M14*1.5P	17.5	0.68			31.0	1.22		
J04MF0816A90-29.2MM	1/4	(S)	M16*1.5P	19.0	0.74			29.2	1.15		
J06MF1016A90-34MM	3/8	(L)	M16*1.5P	19.0	0.74	28.3	1.11	34.0	1.33	55.7	2.19
J06MF1218A90-32MM	3/8	(L)	M18*1.5P	22.0	0.86			32.0	1.25		
J06MF1220A90-37MM	3/8	(S)	M20*1.5P	24.0	0.94	30.3	1.19	37.0	1.45	62.7	2.46
J08MF1522A90-40MM	1/2	(L)	M22*1.5P	27.0	1.06			40.0	1.57		
J08MF1624A90-45MM	1/2	(S)	M24*1.5P	30.0	1.18	39.6	1.55	45.0	1.77	70.3	2.76

J Series

FO - Female O-Ring Face Seal Swivel 90° Elbow



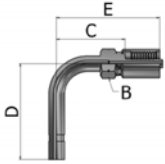
Part Number	Products Description									
	Hose In-Dia	Thread UNF	Nut Hex		Tail-Growth		Drop		Overall Length	
		A	MM	Inch	MM	Inch	MM	Inch	MM	Inch
J06FO1190-23MM	3/8	11/16-16	22.0	0.75			23.0	0.90		
J08FO1390-29MM	1/2	13/16-16	23.8	0.93			29.0	1.14		

SAE100R7, SAE100R8 & SAE100R18 Thermoplastic

90 Degree

J Series

SP - Stand Pipe 90° Elbow



Part Number	Products Description		OD		Tail-Growth		Drop		Overall Length	
	Hose In-Dia		MM	Inch	MM	Inch	MM	Inch	MM	Inch
			B		C		D		E	
J02SP0690-37MM	1/8		6.0	0.24			37.0	1.45		

HOSE TAILS

J Series



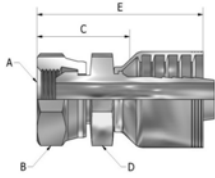
TAIPAN

SAE100R12 Four Wire Spiral

Straight

L Series

BF - BSP Female Parallel Pipe Swivel Straight 60° Cone



SS = Stainless Steel

Part Number	Products Description										
	Hose In-Dia	Thread PF	Nut Hex		Tail-Growth		Nipple Hex		Overall Length		
		A	B	MM	Inch	MM	Inch	MM	Inch	MM	Inch
L06BF04	3/8	1/4-19	19.0	0.75	34.3	1.35	19.0	0.75	58.1	2.29	
L06BF06	3/8	3/8-19	22.0	0.87	37.6	1.48	22.0	0.87	61.4	2.42	
L06BF08	3/8	1/2-14	27.0	1.06	41.3	1.63	24.0	0.94	65.1	2.56	
L08BF06	1/2	3/8-19	22.0	0.87	38.2	1.50	22.0	0.87	68.6	2.70	
L08BF08	1/2	1/2-14	27.0	1.06	41.3	1.63	27.0	1.06	71.7	2.82	
L08BF08SS	1/2	1/2-14	27.0	1.06	41.3	1.63	27.0	1.06	71.7	2.82	
L08BF10	1/2	5/8-14	28.6	1.12	38.5	1.52	27.0	1.06	68.9	2.71	
L08BF12	1/2	3/4-14	36.0	1.42	45.8	1.80	36.0	1.42	76.2	3.00	
L10BF08	5/8	1/2-14	27.0	1.06	42.9	1.69	27.0	1.06	74.4	2.93	
L10BF10	5/8	5/8-14	28.6	1.12	40.0	1.57	27.0	1.06	71.5	2.81	
L10BF12	5/8	3/4-14	36.0	1.42	47.3	1.86	36.0	1.42	78.8	3.10	
L12BF12	3/4	3/4-14	36.0	1.42	45.0	1.77	36.0	1.42	81.4	3.20	
L12BF12SS	3/4	3/4-14	36.0	1.42	45.0	1.77	36.0	1.42	81.4	3.20	
L12BF16	3/4	1-11	41.0	1.61	49.2	1.94	41.0	1.61	85.6	3.37	
L16BF16	1	1-11	41.0	1.61	51.5	2.03	41.0	1.61	95.4	3.76	
L16BF16SS	1	1-11	41.0	1.61	51.5	2.03	41.0	1.61	95.4	3.76	
L16BF20	1	1 1/4-11	50.0	1.97	58.7	2.31	50.0	1.97	102.6	4.04	
L20BF20	1 1/4	1 1/4-11	50.0	1.97	61.8	2.43	50.0	1.97	104.3	4.11	
L24BF24	1 1/2	1 1/2-11	60.0	2.36	64.4	2.54	55.0	2.17	119.6	4.71	
L32BF32	2	2-11	70.0	2.76	73.4	2.89	70.0	2.76	195.4	7.69	

HOSE TAILS
L Series

Can't find what you're looking for?

1300 654 782

113

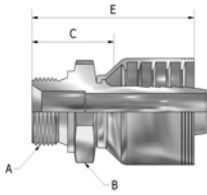
Email: sales@taipan.com.au
Fax 07 5428 1311

SAE100R12 Four Wire Spiral

Straight

L Series

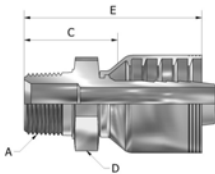
BPM - BSP Male Parallel 60° Cone



Part Number	Products Description								
	Hose In-Dia	Thread PF	Nipple Hex		Tail-Growth		Overall Length		
			MM	Inch	MM	Inch	MM	Inch	
L06BPM06	3/8	3/8-19	22.0	0.87	32.5	1.28	56.3	2.22	
L06BPM08	3/8	1/2-14	27.0	1.06	35.0	1.38	58.8	2.31	
L08BPM08	1/2	1/2-14	27.0	1.06	34.9	1.37	65.3	2.57	
L12BPM12	3/4	3/4-14	36.0	1.42	36.3	1.43	72.7	2.86	
L12BPM16	3/4	1-11	41.0	1.61	40.3	1.59	76.7	3.02	
L16BPM16	1	1-11	41.0	1.61	42.6	1.68	86.5	3.41	

L Series

BM - BSP Male Taper



Part Number	Products Description								
	Hose In-Dia	Thread PT	Nipple Hex		Tail-Growth		Overall Length		
			MM	Inch	MM	Inch	MM	Inch	
L06BM06	3/8	3/8-19	22.0	0.87	31.5	1.24	55.3	2.18	
L06BM08	3/8	1/2-14	27.0	1.06	36.1	1.42	59.9	2.36	
L08BM06	1/2	3/8-19	22.0	0.87	32.3	1.27	62.7	2.47	
L08BM08	1/2	1/2-14	27.0	1.06	36.1	1.42	66.5	2.62	
L12BM12	3/4	3/4-14	36.0	1.42	39.4	1.55	75.8	2.98	
L12BM16	3/4	1-11	41.0	1.61	44.2	1.74	80.6	3.17	
L16BM16	1	1-11	41.0	1.61	46.4	1.83	90.3	3.56	
L16BM20	1	1 1/4-11	41.0	1.61	46.4	1.83	90.3	3.56	
L20BM20	1 1/4	1 1/4-11	50.0	1.97	54.1	2.13	96.6	3.80	
L24BM24	1 1/2	1 1/2-11	60.0	2.36	57.9	2.28	113.1	4.45	
L32BM32	2	2-11	70.0	2.76	67.9	2.67	125.8	4.95	

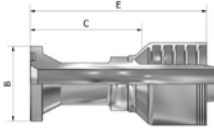


SAE100R12 Four Wire Spiral

Straight

L Series

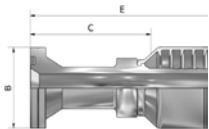
F61 - SAE Code 61 Flange Straight



Part Number	Products Description								
	Hose In-Dia	Flange Size	Flange Dia		Tail-Growth		Overall Length		
		A	B	MM	Inch	MM	Inch	MM	Inch
L08F6108	1/2	1/2	30.2	1.19	57.9	2.28	88.3	3.48	
L08F6112	1/2	3/4	38.1	1.50	32.0	1.26	62.4	2.46	
L10F6110	5/8	5/8	34.1	1.34	63.2	2.49	94.7	3.73	
L12F6112	3/4	3/4	38.1	1.50	61.6	2.43	98.0	3.86	
L12F6116	3/4	1	44.5	1.75	33.2	1.31	69.6	2.74	
L12F6120	3/4	1 1/4	50.8	2.00	38.8	1.53	75.2	2.96	
L16F6116	1	1	44.5	1.75	65.9	2.59	109.8	4.32	
L16F6120	1	1 1/4	50.8	2.00	39.2	1.54	83.1	3.27	
L16F6124	1	1 1/2	60.3	2.37	44.4	1.75	88.3	3.48	
L20F6116	1 1/4	1	44.5	1.75	69.1	2.72	111.6	4.39	
L20F6120	1 1/4	1 1/4	50.8	2.00	77.2	3.04	119.7	4.71	
L20F6124	1 1/4	1 1/2	60.3	2.37	39.6	1.56	82.1	3.23	
L24F6124	1 1/2	1 1/2	60.3	2.37	83.6	3.29	138.8	5.46	
L24F6132	1 1/2	2	71.4	2.81	46.5	1.83	101.7	4.00	
L32F6124	2	1 1/2	60.3	2.37	88	3.46	153.1	60.3	
L32F6132	2	2	71.4	2.81	85.8	3.38	143.7	5.66	
L32F6140	2	2 1/2	84.1	3.31	56.5	2.22	114.4	4.50	

L Series

F62 - SAE Code 62 Flange Straight



Part Number	Products Description								
	Hose In-Dia	Flange Size	Flange Dia		Tail-Growth		Overall Length		
		A	B	MM	Inch	MM	Inch	MM	Inch
L08F6208	1/2	1/2	31.8	1.25	57.9	2.28	88.3	3.48	
L12F6212	3/4	3/4	41.3	1.63	68.2	2.69	104.6	4.12	
L12F6216	3/4	1	47.6	1.87	42.3	1.67	78.7	3.10	
L16F6216	1	1	47.6	1.87	80.2	3.16	124.1	4.89	
L16F6220	1	1 1/4	54.0	2.13	49.7	1.96	93.6	3.69	
L20F6220	1 1/4	1 1/4	54.0	2.13	85.1	3.35	127.6	5.02	
L24F6220	1 1/2	1 1/4	54.0	2.13	85.1	3.35	143.0	5.63	
L24F6224	1 1/2	1 1/2	63.5	2.50	105.8	4.17	161.0	6.34	

Continued on following page..

Can't find what you're looking for?

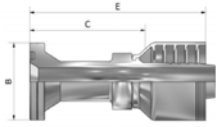
1300 654 782

SAE100R12 Four Wire Spiral

Straight

L Series

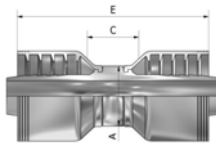
F62 - SAE Code 62 Flange Straight *Continued...*



Part Number	Products Description								
	Hose In-Dia	Flange Size	Flange Dia		Tail-Growth		Overall Length		
		A	MM	Inch	MM	Inch	MM	Inch	
L24F6232	1 1/2	2	79.4	3.13	70.5	2.78	137	5.38	
L32F6232	2	2	79.4	3.13	124.0	4.88	181.9	7.16	

L Series

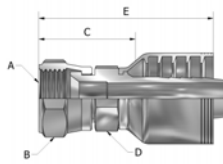
HJ - Hose Joiner



Part Number	Products Description							
	Hose In-Dia	Nipple		Tail-Growth		Overall Length		
		MM	Inch	MM	Inch	MM	Inch	
L06HJ06	3/8	175	0.69	23.2	0.91	70.9	2.79	
L08HJ08	1/2	210	0.83	25.2	0.99	86.0	3.39	
L24HJ24	1 1/2	50.0	1.97	61.0	2.40	177.9	7.00	
L24HJ24CAT	1 1/2	50.0	1.97	71.0	2.80	187.9	7.40	

L Series

JF - JIC Female 37° Swivel Straight



SS = Stainless Steel

Part Number	Products Description									
	Hose In-Dia	Thread UNF	Nut Hex		Tail-Growth		Nipple Hex		Overall Length	
		A	MM	Inch	MM	Inch	MM	Inch	MM	Inch
L06JF09	3/8	9/16-18	175	0.69	33.3	1.31	175	0.69	57.1	2.25
L06JF12	3/8	3/4-16	22.2	0.87	36.2	1.43	175	0.69	60.1	2.37
L06JF14	3/8	7/8-14	25.4	1.00	41.8	1.65	22.2	0.87	65.6	2.58
L08JF09	1/2	9/16-18	175	0.69	33.3	1.31	20.6	0.81	63.7	2.51
L08JF12	1/2	3/4-16	22.2	0.87	38.9	1.53	20.6	0.81	69.3	2.73
L08JF12SS	1/2	3/4-16	22.2	0.87	38.9	1.53	20.6	0.81	69.3	2.73
L08JF14	1/2	7/8-14	25.4	1.00	41.8	1.65	22.2	0.87	72.2	2.84
L08JF17	1/2	1 1/16-12	31.8	1.25	40.1	1.58	27.0	1.06	70.5	2.78
L10JF12	5/8	3/4-16	22.2	0.87	37.6	1.48	23.8	0.94	69.1	2.72
L12JF12	3/4	3/4-16	22.2	0.87	35.4	1.39	27.0	1.06	71.8	2.83
L12JF14	3/4	7/8-14	25.4	1.00	37.9	1.49	27.0	1.06	74.4	2.93
L12JF17	3/4	1 1/16-12	31.8	1.25	44.1	1.74	27.0	1.06	80.5	3.17
L12JF17SS	3/4	1 1/16-12	31.8	1.25	44.1	1.74	27.0	1.06	80.5	3.17

Continued on following page...

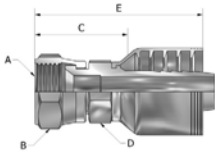


SAE100R12 Four Wire Spiral

Straight

L Series

JF - JIC Female 37° Swivel Straight *Continued..*

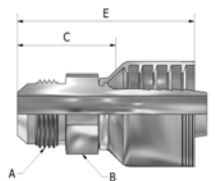


SS = Stainless Steel

Part Number	Products Description										
	Hose In-Dia	Thread UNF	Nut Hex		Tail-Growth		Nipple Hex		Overall Length		
		A	MM	Inch	MM	Inch	MM	Inch	MM	Inch	
L12JF19	3/4	1 3/16-12	36.0	1.42	44.7	1.76	31.8	1.25	81.1	3.19	
L12JF21	3/4	1 5/16-12	38.0	1.50	47.0	1.85	31.8	1.25	83.4	3.28	
L16JF17	1	1 1/16-12	31.8	1.25	46.7	1.84	35.0	1.38	90.6	3.57	
L16JF21	1	1 5/16-12	38.0	1.50	49.3	1.94	35.0	1.38	93.1	3.67	
L16JF21SS	1	1 5/16-12	38.0	1.50	49.3	1.94	35.0	1.38	93.1	3.67	
L16JF26	1	1 5/8-12	50.0	1.97	55.2	2.17	41.3	1.62	99.1	3.90	
L20JF21	1 1/4	1 5/16-12	38.0	1.50	53.9	2.12	47.6	1.87	96.4	3.80	
L20JF26	1 1/4	1 5/8-12	50.0	1.97	58.2	2.29	47.6	1.87	100.7	3.96	
L20JF30	1 1/4	1 7/8-12	55.0	2.17	61.3	2.41	54.0	2.13	103.8	4.09	
L24JF30	1 1/2	1 7/8-12	55.0	2.17	63.1	2.48	54.0	2.13	118.3	4.66	
L24JF30SS	1 1/2	1 7/8-12	55.0	2.17	63.1	2.48	54.0	2.13	118.3	4.66	
L32JF40	2	2 1/2-12	73.0	2.87	79.8	3.14	63.5	2.50	137.7	5.42	

L Series

JM - JIC Male 37° Straight



Part Number	Products Description										
	Hose In-Dia	Thread UNF	Nipple Hex		Tail-Growth		Overall Length				
		A	MM	Inch	MM	Inch	MM	Inch	MM	Inch	
L06JM09	3/8	9/16-18	19.0	0.75	35.0	1.38	58.8	2.31			
L06JM12	3/8	3/4-16	22.2	0.87	33.5	1.32	57.3	2.26			
L06JM14	3/8	7/8-14	23.8	0.94	36.0	1.42	59.8	2.35			
L08JM12	1/2	3/4-16	22.2	0.87	37.6	1.48	67.9	2.67			
L08JM14	1/2	7/8-14	23.8	0.94	36.0	1.42	66.4	2.61			
L08JM17	1/2	1 1/16-12	28.6	1.12	45.4	1.79	75.8	2.98			
L10JM14	5/8	7/8-14	23.8	0.94	43.1	1.70	74.6	2.94			
L10JM17	5/8	1 1/16-12	28.6	1.12	46.9	1.85	78.4	3.09			
L12JM17	3/4	1 1/16-12	28.6	1.12	44.6	1.76	81.0	3.19			
L12JM21	3/4	1 5/16-12	35.0	1.38	46.4	1.83	82.8	3.26			
L16JM21	1	1 5/16-12	35.0	1.38	50.2	1.98	94.1	3.70			
L16JM26	1	1 5/8-12	47.6	1.87	52.0	2.05	95.9	3.78			
L20JM26	1 1/4	1 5/8-12	47.6	1.87	55.1	2.17	97.6	3.84			

Can't find what you're looking for?

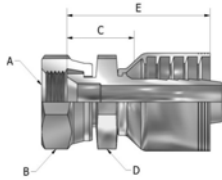
1300 654 782

SAE100R12 Four Wire Spiral

Straight

L Series

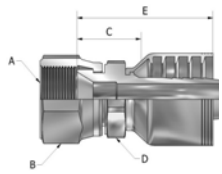
IBF - JIS (BSP) Female Parallel Pipe Swivel 30° Flare Straight



Part Number	Products Description									
	Hose In-Dia	Thread PF	Nut Hex		Tail-Growth		Nipple Hex		Overall Length	
			MM	Inch	MM	Inch	MM	Inch	MM	Inch
		A	B		C		D		E	
L06IBF06	3/8	3/8-19	22.0	0.87	26.9	1.06	22.0	0.87	50.7	2.00
L08IBF08	1/2	1/2-14	27.0	1.06	28.2	1.11	27.0	1.06	58.6	2.31
L12IBF12	3/4	3/4-14	36.0	1.42	31.4	1.24	36.0	1.42	67.8	2.67
L16IBF16	1	1-11	41.0	1.61	35.7	1.41	41.0	1.61	79.6	3.13

L Series

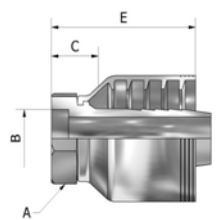
KF - Komatsu Female Swivel Straight 30° Flare JIS Metric



Part Number	Products Description									
	Hose In-Dia	Thread METRIC	Nut Hex		Tail-Growth		Nipple Hex		Overall Length	
			MM	Inch	MM	Inch	MM	Inch	MM	Inch
		A	B		C		D		E	
L06KF18	3/8	M18*1.5P	24.0	0.94	26.9	1.06	22.0	0.87	50.7	2.00
L06KF22	3/8	M22*1.5P	27.0	1.06	28.2	1.11	27.0	1.06	52.0	2.05
L08KF22	1/2	M22*1.5P	27.0	1.06	28.2	1.11	27.0	1.06	58.6	2.31
L08KF24	1/2	M24*1.5P	32.0	1.26	31.7	1.25	30.0	1.18	62.1	2.44
L10KF24	5/8	M24*1.5P	32.0	1.26	33.2	1.31	30.0	1.18	64.7	2.55
L12KF24	3/4	M24*1.5P	32.0	1.26	30.9	1.22	30.0	1.18	67.3	2.65
L16KF33	1	M33*1.5P	41.0	1.61	37.8	1.49	36.0	1.42	81.7	3.22

L Series

LS - Life Saver



Part Number	Products Description									
	Hose In-Dia	Nipple Hex		In-Dia		Tail-Growth		Overall Length		
		MM	Inch	MM	Inch	MM	Inch	MM	Inch	
		A		B		C		E		
L06LS06	3/8	17.46	0.69	9.5	0.37	14.5	0.57	38.3	1.51	
L08LS08	1/2	20.63	0.81	12.6	0.50	14.5	0.57	44.9	1.77	
L10LS10	5/8	23.8	0.94	16.2	0.64	19.2	0.76	50.7	2.0	
L12LS12	3/4	27.0	1.06	19.4	0.76	16.9	0.67	53.3	2.10	
L16LS16	1	35.0	1.38	25.7	1.01	22.9	0.90	66.8	2.63	
L20LS20	1 1/4	46.0	1.81	31.8	1.25	27.7	1.09	70.2	2.76	
L24LS24	1 1/2	50.0	1.97	31.8	1.50	29.5	1.16	84.7	3.33	
L32LS32	2	60.0	2.36	51.05	2.0	29.6	1.17	94.7	2.4	

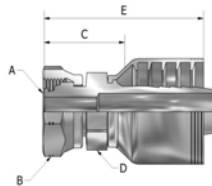
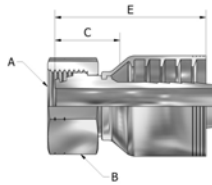


SAE100R12 Four Wire Spiral

Straight

L Series

MF - O-Ring Metric Female Straight 24° Cone



(L) = Light Series Metric
(S) = Heavy Series Metric
SS = Stainless Steel

Part Number	Products Description										
	Hose In-Dia	DIN	Thread METRIC	Nut Hex		Tail-Growth		Nipple Hex		Overall Length	
			A	MM	Inch	MM	Inch	MM	Inch	MM	Inch
L06MFO0816A	3/8	(S)	M16*1.5P	19.0	0.75	33.2	1.31	17.0	0.67	57.0	2.24
L06MFO1016A	3/8	(L)	M16*1.5P	19.0	0.75	33.2	1.31	19.0	0.75	58.0	2.28
L06MFO1018A	3/8	(S)	M18*1.5P	22.0	0.87	35.3	1.39	17.0	0.67	59.1	2.33
L06MFO1218A	3/8	(L)	M18*1.5P	22.0	0.87	35.3	1.39	17.0	0.67	59.1	2.33
L06MFO1220A	3/8	(S)	M20*1.5P	24.0	0.94	26.7	1.05			50.5	1.99
L06MFO1422A	3/8	(S)	M22*1.5P	27.0	1.06	28.2	1.11			52.0	2.05
L06MFO1522A	3/8	(L)	M22*1.5P	27.0	1.06	28.2	1.11			52.0	2.05
L08MFO1422A	1/2	(S)	M22*1.5P	27.0	1.06	38.1	1.50	22.0	0.87	68.5	2.70
L08MFO1522A	1/2	(L)	M22*1.5P	27.0	1.06	38.1	1.50	22.0	0.87	68.5	2.70
L08MFO1624A	1/2	(S)	M24*1.5P	30.0	1.18	28.1	1.11			58.5	2.30
L08MFO1624ASS	1/2	(S)	M24*1.5P	30.0	1.18	28.1	1.11			58.5	2.30
L08MFO1826A	1/2	(L)	M26*1.5P								
L10MFO1826A	5/8	(L)	M26*1.5P	32.0	1.26	37.6	1.48	24.0	0.94	69.1	2.72
L10MFO2030A	5/8		M30*1.5P	36.0	1.42	32.2	1.27			63.7	2.51
L10MFO2536B	5/8	(S)	M36*2.0P	46.0	1.81	33.2	1.31			64.7	2.55
L12MFO1826A	3/4	(L)	M26*1.5P	32.0	1.26	36.3	1.43	27.0	1.06	72.7	2.86
L12MFO2030B	3/4	(S)	M30*2.0P	36.0	1.42	29.9	1.18			66.3	2.61
L12MFO2030BSS	3/4	(S)	M30*2.0P	36.0	1.42	29.9	1.18			66.3	2.61
L12MFO2230A	3/4		M30*1.5P	36.0	1.42	26.8	1.06			63.2	2.49
L12MFO2230B	3/4	(L)	M30*2.0P	36.0	1.42	26.8	1.06			63.2	2.49
L12MFO2230BSS	3/4	(L)	M30*2.0P	36.0	1.42	26.8	1.06			63.2	2.49
L12MFO2536B	3/4	(S)	M36*2.0P	46.0	1.81	30.9	1.22			67.3	2.65
L16MFO2536B	1	(S)	M36*2.0P	46.0	1.81			41.0	1.61		
L16MFO2836B	1	(L)	M36*2.0P	46.0	1.81	48.4	1.91	35.0	1.38	92.3	3.63
L16MFO3042B	1	(S)	M42*2.0P	50.0	1.97	35.6	1.40			79.5	3.13
L20MFO3545B	1 1/4	(L)	M45*2.0P	50.0	1.97	54.7	2.15	46.0	1.81	97.2	3.83
L20MFO3852B	1 1/4	(S)	M52*2.0P	60.0	2.36	45.1	1.78			82.6	3.25
L24MFO4252B	1 1/2	(L)	M52*2.0P	60.0	2.36	55.3	2.18	50.0	1.97	117.8	4.63

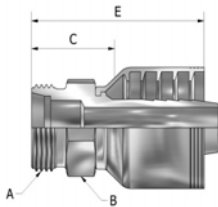
HOSE TAILS
L Series

SAE100R12 Four Wire Spiral

Straight

L Series

MM - Metric Male Straight 24° Cone

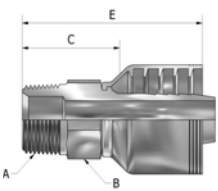


(S) = Heavy Series
Metric

Part Number	Products Description									
	Hose In-Dia	DIN	Thread METRIC	Nipple Hex		Tail-Growth		Overall Length		
			A	B		C	E			
L06MM1220A	3/8	(S)	M20*1.5P	22.0	0.87	30.0	1.18	53.8	2.12	
L08MM1624A	1/2	(S)	M24*1.5P	24.0	0.94	31.9	1.26	62.3	2.45	
L10MM2030B	5/8	(S)	M30*2.0P	30.0	1.18	37.6	1.48	69.1	2.72	
L12MM2536B	3/4	(S)	M36*2.0P	41.0	1.61	37.5	1.48	73.9	2.91	
L16MM3042B	1	(S)	M42*2.0P	46.0	1.81	42.9	1.69	86.8	3.42	

L Series

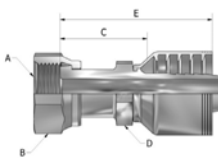
NM - Taper Male NPT Straight



Part Number	Products Description									
	Hose In-Dia	Thread NPTF	Nipple Hex		Tail-Growth		Overall Length			
			MM	Inch	MM	Inch	MM	Inch		
L08NM08	1/2	1/2-14	22.0	0.87	41.6	1.64	72.0	2.83		
L12NM12	3/4	3/4-14	27.0	1.06	42.0	1.65	78.4	3.09		
L16NM16	1	1-11.5	35.0	1.38	49.2	1.94	93.1	3.67		
L20NM20	1 1/4	1 1/4-11.5	44.5	1.75	61.4	2.42	103.9	4.09		
L24NM24	1 1/2	1 1/2-11.5	50.8	2.00	55.9	2.20	111.1	4.37		
L32NM32	2	2-11.5	63.5	2.50	62.0	2.44	119.9	4.72		

L Series

FO - Female O-Ring Face Seal Swivel Straight



Part Number	Products Description									
	Hose In-Dia	Thread UNF	Nut Hex		Tail-Growth		Nipple Hex		Overall Length	
			MM	Inch	MM	Inch	MM	Inch	MM	Inch
L06FO11	3/8	11/16-16	22.0	0.87	33.0	1.30	17.5	0.69	56.8	
L06FO13	3/8	13/16-16	23.8	0.94	39.3	1.55	20.6	0.81	63.1	
L08FO11	1/2	11/16-16	22.0	0.87	33.0	1.30	20.6	0.81	63.4	
L08FO13	1/2	13/16-16	23.8	0.94	40.1	1.58	22.0	0.87	70.5	
L08FO16	1/2	1-14	30.0	1.18	43.1	1.70	23.8	0.94	73.5	
L08FO19	1/2	1 3/16-12	36.0	1.42	48.4	1.91	28.6	1.12	78.8	
L12FO16	3/4	1-14	30.0	1.18	45.0	1.77	27.0	1.06	81.4	

Continued on following page...

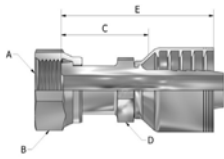


SAE100R12 Four Wire Spiral

Straight

L Series

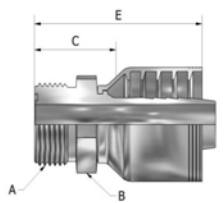
FO - Female O-Ring Face Seal Swivel Straight *Continued...*



Part Number	Products Description									
	Hose In-Dia	Thread UNF	Nut Hex		Tail-Growth		Nipple Hex		Overall Length	
			MM	Inch	MM	Inch	MM	Inch	MM	Inch
	A	B		C		D		E		
L12FO19	3/4	1 3/16-12	36.0	1.42	47.6	1.87	28.6	1.12	84.0	
L12FO23	3/4	1 7/16-12	41.0	1.61	49.2	1.94	35.0	1.38	85.6	
L16FO19	1	1 3/16-12	36.0	1.42	50.3	1.98	35.0	1.38	94.1	
L16FO23	1	1 7/16-12	41.0	1.61	49.9	1.96	35.0	1.38	93.8	
L16FO27	1	1 11/16-12	50.0	1.97	54.0	2.13	41.0	1.61	103.1	
L20FO27	1 1/4	1 11/16-12	50.0	1.97	53.6	2.11	46.0	1.81	96.1	
L24FO32	1 1/2	2-12	60.0	2.36	65.3	2.57	50.8	2.00	120.5	

L Series

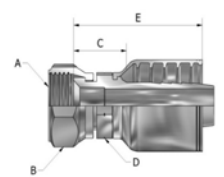
MO - Male O-Ring Face Seal



Part Number	Products Description							
	Hose In-Dia	Thread UNF	Nipple Hex		Tail-Growth		Overall Length	
			MM	Inch	MM	Inch	MM	Inch
	A	B		C		E		
L06MO11	3/8	11/16-16	19.0	0.75	26.8	1.06	50.6	1.99
L06MO13	3/8	13/16-16	22.0	0.87	32.1	1.26	55.9	2.20
L08MO13	1/2	13/16-16	22.0	0.87	32.1	1.26	62.5	2.46
L08MO16	1/2	1-14	27.0	1.06	37.1	1.46	67.5	2.66
L12MO19	3/4	1 3/16-12	32.0	1.26	33.5	1.32	69.9	2.75

L Series

SF - SAE Female Straight



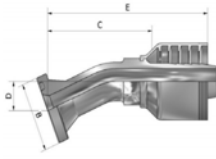
Part Number	Products Description									
	Hose In-Dia	Thread UNF	Nut Hex		Tail-Growth		Nipple Hex		Overall Length	
			MM	Inch	MM	Inch	MM	Inch	MM	Inch
	A	B		C		D		E		
L12SF17	3/4	1 1/16-14	32.0	1.260	27.3	1.075	25.4	1.00	62.7	2.469

SAE100R12 Four Wire Spiral

22.5 Degree

L Series

F61 - SAE Code 61 Flange 22.5° Elbow

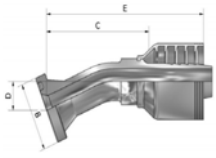


Part Number	Products Description									
	Hose In-Dia	Flange Size	Flange Dia		Tail-Growth		Drop		Overall Length	
		A	B	MM	Inch	MM	Inch	MM	Inch	MM
L12F611222.5	3/4	3/4	38.1	1.50	67.0	2.64	15.8	0.62	103.3	4.07
L12F611622.5	3/4	1	44.5	1.75	71.2	2.80	16.9	0.67	107.5	4.23
L16F611622.5	1	1	44.5	1.75	82.3	3.24	19.7	0.78	126.2	4.97
L16F612022.5	1	1 1/4	50.8	2.00	82.8	3.26	19.6	0.77	125.9	4.96
L20F612022.5	1 1/4	1 1/4	50.8	2.00	99.6	3.92	19.7	0.78	142.1	5.59
L20F612422.5	1 1/4	1 1/2	60.3	2.37	108.2	4.26	23.2	0.91	150.7	5.93
L20F613222.5	1 1/4	2	71.4	2.81	111.5	4.39	26.7	1.05	165.3	6.5
L24F612422.5	1 1/2	1 1/2	60.3	2.37	113.4	4.46	21.7	0.85	168.6	6.64
L24F613222.5	1	2	71.4	2.81	135.4	5.33	30.8	1.21	190.5	7.50
L32F613222.5	2	2	71.4	2.81	148.6	5.85	30.2	1.19	206.5	8.13

30 Degree

L Series

F61 - SAE Code 61 Flange 30° Elbow



Part Number	Products Description									
	Hose In-Dia	Flange Size	Flange Dia		Tail-Growth		Drop		Overall Length	
		A	B	MM	Inch	MM	Inch	MM	Inch	MM
L12F611230	3/4	3/4	38.1	1.50	65.3	2.57	19.9	0.78	101.6	4.00
L12F611630	3/4	1	44.5	1.75	67.7	2.67	21.3	0.84	104.0	4.09
L16F611630	1	1	44.5	1.75	81.7	3.22	24.8	0.98	125.6	4.94
L16F612030	1	1 1/4	50.8	2.00	80.0	3.15	24.6	0.97	123.8	4.87
L20F612030	1 1/4	1 1/4	50.8	2.00	97.7	3.85	24.5	0.96	140.2	5.52
L20F612430	1 1/4	1 1/2	60.3	2.37	105.6	4.16	29.1	1.15	148.1	5.83
L24F612430	1 1/2	1 1/2	60.3	2.37	111.4	4.39	26.9	1.06	166.6	6.56
L24F613230	1 1/2	2	71.4	2.81	131.9	5.19	38.8	1.53	187.1	7.37
L32F613230	2	2	71.4	2.81	145.9	5.74	37.3	1.47	203.7	8.02

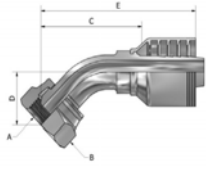


SAE100R12 Four Wire Spiral

45 Degree

L Series

BF - BSP Female Parallel Pipe Swivel 45° Elbow 60° Cone

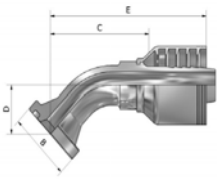


SS = Stainless Steel

Part Number	Products Description									
	Hose In-Dia	Thread PF	Nut Hex		Tail-Growth		Drop		Overall Length	
			MM	Inch	MM	Inch	MM	Inch	MM	Inch
		A	B		C		D		E	
L06BF0645	3/8	3/8-19	22.0	0.87	45.7	1.80	22.2	0.87	69.5	2.74
L06BF0845	3/8	1/2-14	27.0	1.06	59.3	2.33	28.8	1.13	83.1	3.27
L08BF0845	1/2	1/2-14	27.0	1.06	54.1	2.13	28.0	1.10	84.4	3.32
L12BF1245	3/4	3/4-14	36.0	1.42	67.0	2.64	32.3	1.27	103.3	4.07
L16BF1645	1	1-11	41.0	1.61	84.8	3.34	40.4	1.59	128.6	5.06
L16BF1645SS	1	1-11	41.0	1.61	84.8	3.34	40.4	1.59	128.6	5.06
L20BF2045	1 1/4	1 1/4-11	50.0	1.97	116.3	4.58	55.5	2.19	158.8	6.25
L24BF2445	1 1/2	1 1/2-11	55.0	2.17	131.4	5.17	60.1	2.37	186.6	7.35
L32BF3245	2	2-11	70.0	2.76	161.8	6.37	68.8	2.71	219.6	8.65

L Series

F61 - SAE Code 61 Flange 45° Elbow



Part Number	Products Description									
	Hose In-Dia	Flange Size	Flange Dia		Tail-Growth		Drop		Overall Length	
			MM	Inch	MM	Inch	MM	Inch	MM	Inch
		A	B		C		D		E	
L08F610845	1/2	1/2	30.2	1.19	51.9	2.04	21.5	0.85	82.3	3.24
L08F611245	1/2	3/4	38.1	1.50	52.6	2.07	22.0	0.87	82.9	3.26
L10F611045	5/8	5/8	34.1	1.34	69.0	2.72	37.1	1.46	100.5	3.96
L12F611245	3/4	3/4	38.1	1.50	61.4	2.42	26.0	1.02	97.8	3.85
L12F611645	3/4	1	44.5	1.75	63.2	2.49	28.0	1.10	99.6	3.92
L16F611645	1	1	44.5	1.75	78.1	3.07	32.0	1.26	122.0	4.80
L16F612045	1	1 1/4	50.8	2.00	74.8	2.94	32.0	1.26	118.7	4.67
L20F611645	1 1/4	1	44.5	1.75	74.8	2.94	32.0	1.26	122.3	4.81
L20F612045	1 1/4	1 1/4	50.8	2.00	99.8	3.93	38.0	1.50	142.3	5.60
L20F612445	1 1/4	1 1/2	60.3	2.37	99.8	3.93	38.0	1.50	142.3	5.60
L24F612445	1 1/2	1 1/2	60.3	2.37	113.8	4.48	41.0	1.61	169.0	6.65
L24F613245	1 1/2	2	71.4	2.81	122.8	4.83	50.0	1.97	178.0	7.01
L32F613245	2	2	71.4	2.81	142.6	5.61	49.7	1.96	200.5	7.89
L32F614045	2	2 1/2	84.1	3.31	148.2	5.83	55.3	2.18	206.0	8.11

HOSE TAILS
L Series

Can't find what you're looking for?

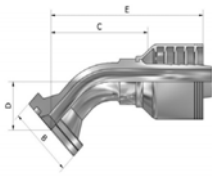
1300 654 782

SAE100R12 Four Wire Spiral

45 Degree

L Series

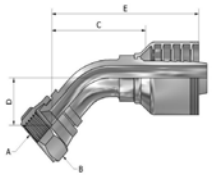
F62 - SAE Code 62 Flange 45° Elbow



Part Number	Products Description									
	Hose In-Dia	Flange Size	Flange Dia		Tail-Growth		Drop		Overall Length	
		A	B	MM	Inch	MM	Inch	MM	Inch	MM
L08F620845	1/2	1/2	31.8	1.25	51.9	2.04	21.5	0.85	82.2	3.24
L12F621245	3/4	3/4	41.3	1.63	62.4	2.46	27.0	1.06	98.8	3.89
L12F621645	3/4	1	47.6	1.87	60.2	2.37	28.0	1.10	99.6	3.92
L16F621645	1	1	47.6	1.87	76.3	3.00	32.0	1.26	120.2	4.73
L16F622045	1	1 1/4	54.0	2.13	78.9	3.11	32.0	1.26	122.8	4.83
L20F622045	1 1/4	1 1/4	54.0	2.13	93.5	3.68	38.0	1.5	147.3	5.8
L24F622445	1 1/2	1 1/2	63.5	2.50	115.3	4.54	44.0	1.73	170.5	6.7

L Series

JF - JIC Female 37° Swivel 45° Elbow



Part Number	Products Description									
	Hose In-Dia	Thread UNF	Nut Hex		Tail-Growth		Drop		Overall Length	
		A	B	MM	Inch	MM	Inch	MM	Inch	MM
L06JF0945	3/8	9/16-18	17.5	0.69	34.5	1.36	11.0	0.43	58.3	2.30
L06JF1245	3/8	3/4-16	22.2	0.87	37.5	1.48	14.0	0.55	61.3	2.41
L06JF1445	3/8	7/8-14	25.4	1.00	41.5	1.63	15.0	0.59	65.3	2.57
L08JF1245	1/2	3/4-16	22.2	0.87	41.4	1.63	15.0	0.59	71.8	2.83
L08JF1445	1/2	7/8-14	25.4	1.00	41.4	1.63	15.0	0.59	71.8	2.83
L08JF1745	1/2	1 1/16-12	31.8	1.25	48.1	1.89	20.0	0.79	78.4	3.09
L10JF1745	5/8	1 1/16-12	31.8	1.25	57.0	2.24	21.0	0.83	88.5	3.48
L12JF1745	3/4	1 1/16-12	31.8	1.25	63.0	2.48	27.0	1.06	99.4	3.91
L12JF2145	3/4	1 5/16-12	38.1	1.50	58.7	2.31	24.0	0.94	95.1	3.74
L16JF2145	1	1 5/16-12	38.1	1.50	77.3	3.04	33.0	1.30	121.2	4.77
L20JF2645	1 1/4	1 5/8-12	50.0	1.97	103.8	4.09	45.0	1.77	146.3	5.76
L24JF3045	1 1/2	1 7/8-12	55.0	2.17	126.0	4.96	52.0	2.05	181.2	7.13
L32JF4045	2	2 1/2-12	73.0	2.87	148.6	5.85	55.7	2.19	206.5	8.13

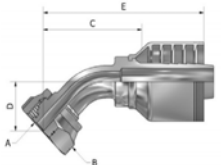
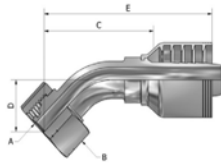


SAE100R12 Four Wire Spiral

45 Degree

L Series

MF - O-Ring Metric Female 45° Elbow 24° Cone

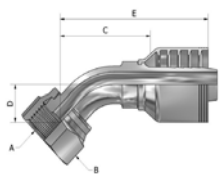


(L) = Light Series Metric
(S) = Heavy Series Metric

Part Number	Products Description										
	Hose In-Dia	DIN	Thread METRIC	Nut Hex		Tail-Growth		Drop		Overall Length	
				MM	Inch	MM	Inch	MM	Inch	MM	Inch
L06MFO1016A45	3/8	(L)	M16*1.5P	19.0	0.75	42.5	1.67	19.0	0.75	66.3	2.61
L06MFO1018A45	3/8	(S)	M18*1.5P	22.0	0.87	45.5	1.79	22.0	0.87	69.3	2.73
L06MFO1218A45	3/8	(L)	M18*1.5P	22.0	0.87	42.5	1.67	19.0	0.75	66.3	2.61
L06MFO1220A45	3/8	(S)	M20*1.5P	24.0	0.94	46.5	1.83	20.0	0.79	70.3	2.77
L06MFO1422A45	3/8	(S)	M22*1.5P	27.0	1.06	43.5	1.71	20.0	0.79	67.3	2.65
L06MFO1522A45	3/8	(L)	M22*1.5P	27.0	1.06	43.5	1.71	20.0	0.79	67.3	2.65
L08MFO1522A45	1/2	(L)	M22*1.5P	27.0	1.06	56.0	2.20	22.0	0.87	86.3	3.40
L08MFO1624A45	1/2	(S)	M24*1.5P	30.0	1.18	55.8	2.20	23.5	0.93	86.2	3.39
L10MFO1826A45	5/8	(L)	M26*1.5P	32.0	1.26	57.7	2.27	24.2	0.95	89.2	3.51
L10MFO2030B45	5/8	(S)	M30*2.0P	36.0	1.42	58.5	2.3	28	1.1	90.0	3.54
L12MFO2030B45	3/4	(S)	M30*2.0P	36.0	1.42	66.7	2.63	29.0	1.14	103.1	4.06
L12MFO2230B45	3/4	(L)	M30*2.0P	36.0	1.42	60.2	2.37	25.5	1.00	96.6	3.80
L12MFO2536B45	3/4	(S)	M36*2.0P	46.0	1.81	66.7	2.63	34.0	1.34	103.1	4.06
L16MFO2836B45	1	(L)	M36*2.0P	46.0	1.81	79.2	3.12	36.9	1.45	123.1	4.85
L16MFO3042B45	1	(S)	M42*2.0P	50.0	1.97	79.6	3.13	37.0	1.46	128.4	5.05
L20MFO3545B45	1 1/4	(L)	M45*2.0P	50.0	1.97	109.8	4.32	48.0	1.89	152.3	6.00
L24MFO4252B45	1 1/2	(L)	M52*2.0P	60.0	2.36	121.1	4.77	48.4	1.91	176.3	6.94

L Series

FO - Female O-Ring Face Seal Swivel 45° Elbow



Part Number	Products Description										
	Hose In-Dia	Thread UNF	Nut Hex		Tail-Growth		Drop		Overall Length		
			MM	Inch	MM	Inch	MM	Inch	MM	Inch	
L06FO1145	3/8	11/16-16	22.0	0.87	34.5	1.36	11.0	0.43	58.3	2.30	
L06FO1345	3/8	13/16-16	23.8	0.94	40.4	1.59	15.0	0.59	64.2	2.53	
L08FO1345	1/2	13/16-16	23.8	0.94	41.3	1.63	15.0	0.59	71.7	2.82	
L08FO1645	1/2	1-14	30.0	1.18	43.9	1.73	16.0	0.63	74.3	2.93	
L12FO1945	3/4	1 3/16-12	36.0	1.42	55.8	2.20	21.1	0.83	92.2	3.63	
L16FO2345	1	1 7/16-12	41.0	1.61	69.0	2.72	24.0	0.94	112.9	4.44	
L20FO2745	1 1/4	1 11/16-12	50.0	1.97	102.7	4.04	41.0	1.61	145.2	5.72	
L24FO3245	1 1/2	2-12	60.0	2.36	119.3	4.70	48.0	1.89	174.5	6.87	

HOSE TAILS
L Series

Can't find what you're looking for?

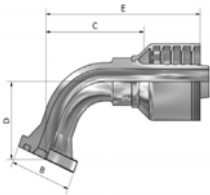
1300 654 782

SAE100R12 Four Wire Spiral

60 Degree

L Series

F61 - SAE Code 61 Flange 60° Elbow

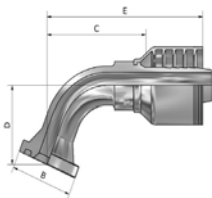


Part Number	Products Description									
	Hose In-Dia	Flange Size	Flange Dia		Tail-Growth		Drop		Overall Length	
		A	B	MM	Inch	MM	Inch	MM	Inch	MM
L12F611260	3/4	3/4	38.1	1.50	64.4	2.54	39.2	1.54	100.7	3.96
L12F611660	3/4	1	44.5	1.75	64.4	2.54	42.1	1.66	100.8	3.97
L16F611660	1	1	44.5	1.75	72.8	2.87	38.0	1.50	116.6	4.59
L16F612060	1	1 1/4	50.8	2.00	82.9	3.26	58.6	2.31	126.7	4.99
L20F612060	1 1/4	1 1/4	50.8	2.00	96.4	3.80	47.2	1.86	138.9	5.47
L20F612460	1 1/4	1 1/2	60.3	2.37	96.4	3.80	47.2	1.86	138.9	5.47
L24F612460	1 1/2	1 1/2	60.3	2.37	114.6	4.51	56.4	2.22	169.8	6.69
L24F613260	1 1/2	2	71.4	2.81	122.7	4.83	71.0	2.80	177.9	7.00
L32F613260	2	2	71.4	2.81	150.5	5.93	77.1	3.04	208.3	8.20

67.5 Degree

L Series

F61 - SAE Code 61 Flange 67.5° Elbow



Part Number	Products Description									
	Hose In-Dia	Flange Size	Flange Dia		Tail-Growth		Drop		Overall Length	
		A	B	MM	Inch	MM	Inch	MM	Inch	MM
L12F6112675	3/4	3/4	38.1	1.50	62.0	2.44	42.4	1.67	98.4	3.87
L12F6116675	3/4	1	44.5	1.75	61.1	2.41	44.1	1.74	97.4	3.83
L16F6116675	1	1	44.5	1.75	79.7	3.14	61.4	2.42	123.6	4.87
L16F6120675	1	1 1/4	50.8	2.00	77.9	3.07	61.4	2.42	121.8	4.80
L20F6120675	1 1/4	1 1/4	50.8	2.00	93.6	3.69	49.0	1.93	136.1	5.36
L20F6124675	1 1/4	1 1/2	60.3	2.37	93.6	3.69	49.0	1.93	136.1	5.36
L24F6124675	1 1/2	1 1/2	60.3	2.37	111.2	4.38	59.0	2.32	166.4	6.55
L24F6132675	1 1/2	2	71.4	2.81	117.5	4.63	74.1	2.92	172.7	6.80
L32F6132675	2	2	71.4	2.81	146.3	5.76	79.9	3.15	204.2	8.04

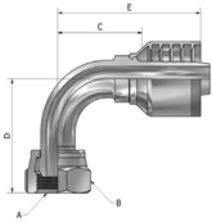


SAE100R12 Four Wire Spiral

90 Degree

L Series

BF - BSP Female Parallel Pipe Swivel 90° Elbow 60° Cone

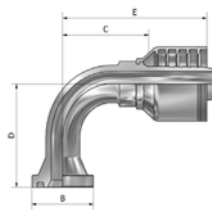


B = Block
L = Long Drop
SS = Stainless Steel

Part Number	Products Description									
	Hose In-Dia	Thread PF	Nut Hex		Tail-Growth		Drop		Overall Length	
			MM	Inch	MM	Inch	MM	Inch	MM	Inch
		A	B		C		D		E	
L06BF0690-33MM	3/8	3/8-19	22.0	0.87	31.1	1.22	40.4	1.59	54.9	2.16
L06BF0890-40.9MM	3/8	1/2-14	27.0	1.06	39.3	1.55	50.6	1.99	63.1	2.48
L08BF0890-40.9MM	1/2	1/2-14	27.0	1.06	38.1	1.50	50.6	1.99	68.5	2.70
L08BF0890B-32.3MM	1/2	1/2-14	27.0	1.06	32.8	1.29	42.0	1.65	63.2	2.49
L08BF0890L-80MM	1/2	1/2-14	27.0	1.06	35.2	1.39	89.7	3.53	65.6	2.58
L08BF0890SS-40.9MM	1/2	1/2-14	27.0	1.06	38.1	1.50	50.6	1.99	68.5	2.70
L10BF1090-42.6MM	5/8	5/8-14	28.6	1.12	41.6	1.64	51.8	2.04	73.1	2.88
L12BF1290-55MM	3/4	3/4-14	36.0	1.42	51.3	2.02	64.0	2.52	87.6	3.45
L12BF1290B-36MM	3/4	3/4-14	36.0	1.42	36.9	1.45	45.0	1.77	73.2	2.88
L12BF1290SS-55MM	3/4	3/4-14	36.0	1.42	51.3	2.02	64.0	2.52	87.6	3.45
L16BF1690-73.5MM	1	1-11	41.0	1.61	77.6	3.06	84.0	3.31	121.5	4.78
L16BF1690SS-73.5MM	1	1-11	41.0	1.61	77.6	3.06	84.0	3.31	121.5	4.78
L20BF2090-88.5MM	1 1/4	1 1/4-11	50.0	1.97	87.2	3.43	101.9	4.01	129.7	5.11
L24BF2490-110MM	1 1/2	1 1/2-11	55.0	2.17	103.5	4.07	120.0	4.72	158.7	6.25
L32BF3290-138MM	2	2-11	70.0	2.76	144.2	5.68	152.9	6.02	202.1	7.96

L Series

F61 - SAE Code 61 Flange 90° Elbow



L = Long Drop

Part Number	Products Description									
	Hose In-Dia	Flange Size	Flange Dia		Tail-Growth		Drop		Overall Length	
			MM	Inch	MM	Inch	MM	Inch	MM	Inch
		A	B		C		D		E	
L08F610890-43MM	1/2	1/2	30.2	1.19	48.1	1.89	43.0	1.69	78.5	3.09
L08F611290-50MM	1/2	3/4	38.1	1.50	45.2	1.78	50.0	1.97	75.6	2.98
L10F611090-53MM	5/8	5/8	34.1	1.34	46.6	1.83	53.0	2.09	78.1	3.07
L12F611290-58MM	3/4	3/4	38.1	1.50	52.8	2.08	58.0	2.28	89.1	3.51
L12F611290L-83MM	3/4	3/4	38.1	1.50	52.8	2.08	83.0	3.27	89.2	3.51
L12F611290L-110MM	3/4	3/4	38.1	1.5	64.8	2.55	110.0	4.33	104.1	4.10
L12F611690-56.9MM	3/4	1	44.5	1.75	52.8	2.08	58.0	2.28	89.2	3.51
L12F611690L-117MM	3/4	1	44.5	1.75	67.8	2.67	117.0	4.61	104.2	4.10
L12F612090-58MM	3/4	1 1/4	50.8	2.00	52.8	2.08	58.0	2.28	89.2	3.51
L16F611690-70MM	1	1	44.5	1.75	65.1	2.56	70.0	2.76	109.0	4.29

Continued on following page...

Can't find what you're looking for?

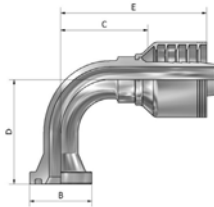
1300 654 782

SAE100R12 Four Wire Spiral

90 Degree

L Series

F61 - SAE Code 61 Flange 90° Elbow *Continued...*

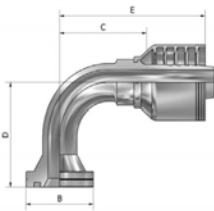


L = Long Drop

Part Number	Products Description									
	Hose In-Dia	Flange Size	Flange Dia		Tail-Growth		Drop		Overall Length	
		A	B	MM	Inch	MM	Inch	MM	Inch	MM
L16F611690L-117MM	1	1	44.5	1.75	65.1	2.56	117.0	4.61	109.0	4.29
L16F611690L-150MM	1	1	44.5	1.75	65.1	2.56	150.0	5.91	109.0	4.29
L16F612090-70MM	1	1 1/4	50.8	2.00	65.1	2.56	70.0	2.76	109.0	4.29
L16F612090L-117MM	1	1 1/4	50.8	2.00	90.1	3.55	117.0	4.61	134.0	5.28
L16F612490-75MM	1	1 1/2	60.3	2.37	65.1	2.56	75.0	2.95	109.0	4.29
L20F611690-70MM	1 1/4	1	44.5	1.75	65	2.56	70.0	2.75	118.8	4.68
L20F612090-82MM	1 1/4	1 1/4	50.8	2.00	88.2	3.47	82.0	3.23	130.7	5.15
L20F612090L-140MM	1 1/4	1 1/4	50.8	2.00	108.2	4.26	140.0	5.51	150.7	5.93
L20F612490-90MM	1 1/4	1 1/2	60.3	2.37	88.2	3.47	90.0	3.54	130.7	5.15
L24F612490-104MM	1 1/2	1 1/2	60.3	2.37	105.0	4.13	104.0	4.09	160.2	6.31
L24F612490L-147MM	1 1/2	1 1/2	60.3	2.37	110.0	4.33	147.0	5.79	165.2	6.50
L24F613290-104MM	1 1/2	2	71.4	2.81	105.0	4.13	104.0	4.09	160.2	6.31
L32F612490L-160MM	2	1 1/2	60.3	2.37	105.8	4.13	160.0	6.29	163.7	6.44
L32F612490L-220MM	2	1 1/2	60.3	2.37	105.8	4.13	160.0	6.29	163.7	6.44
L32F613290-120MM	2	2	71.4	2.81	139.8	5.50	120.0	4.72	197.7	7.78
L32F613290L-197MM	2	2	71.4	2.81	139.8	5.5	197.0	7.75	197.7	7.78
L32F614090-125MM	2	2 1/2	84.1	3.31	139.8	5.50	125.0	4.92	197.7	7.78

L Series

F62 - SAE Code 62 Flange 90° Elbow



Part Number	Products Description									
	Hose In-Dia	Flange Size	Flange Dia		Tail-Growth		Drop		Overall Length	
		A	B	MM	Inch	MM	Inch	MM	Inch	MM
L08F620890-45MM	1/2	1/2	31.8	1.25	45.0	1.77	45.0	1.77	75.4	2.97
L12F621290-58MM	3/4	3/4	41.3	1.63	52.8	2.08	58.0	2.28	89.2	3.51
L12F621690-58MM	3/4	1	47.6	1.87	53.0	2.09	58.0	2.28	89.4	3.52
L16F621690-70MM	1	1	47.6	1.87	69.0	2.72	70.0	2.76	112.9	4.44
L16F622090-70MM	1	1 1/4	54.0	2.13	66.8	2.63	70.0	2.76	110.7	4.36
L20F622090-82MM	1 1/4	1 1/4	54.0	2.13	86.9	3.42	82.0	3.23	129.4	5.1
L20F622490-82MM	1 1/4	1 1/2	63.5	2.5	81.9	3.22	82.0	3.23	129.4	5.1
L24F622490-104MM	1 1/2	1 1/2	63.5	2.50	103.5	4.07	104.0	4.09	158.7	6.2

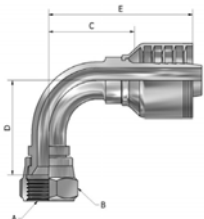


SAE100R12 Four Wire Spiral

90 Degree

L Series

JF - JIC Female 37° Swivel 90° Elbow



B = Block
L = Long Drop
SS = Stainless Steel

Part Number	Products Description									
	Hose In-Dia	Thread UNF	Nut Hex		Tail-Growth		Drop		Overall Length	
		A	MM	Inch	MM	Inch	MM	Inch	MM	Inch
L06JF0990-23MM	3/8	9/16-18	17.5	0.69	31.1	1.22	23.0	0.91	54.9	2.16
L06JF0990L-55MM	3/8	9/16-18	17.5	0.69	31.1	1.22	55.0	2.17	54.9	2.16
L06JF1290-28MM	3/8	3/4-16	22.2	0.87	31.1	1.22	28.0	1.10	54.9	2.16
L06JF1290L-62MM	3/8	3/4-16	22.2	0.87	41.1	1.62	62.0	2.44	64.9	2.56
L06JF1490-27.4MM	3/8	7/8-14	25.4	1.00	34.1	1.34	27.4	1.08	57.9	2.28
L08JF1290-31MM	1/2	3/4-16	22.2	0.87	35.2	1.39	31.0	1.22	65.6	2.58
L08JF1290L-62MM	1/2	3/4-16	22.2	0.87	45.2	1.78	62.0	2.44	75.6	2.98
L08JF1290SS-31MM	1/2	3/4-16	22.2	0.87	35.2	1.39	31.0	1.22	65.6	2.58
L08JF1490-31MM	1/2	7/8-14	25.4	1.00	35.2	1.39	31.0	1.22	65.6	2.58
L08JF1490L-66MM	1/2	7/8-14	25.4	1.00	45.2	1.78	66.0	2.60	75.6	2.98
L08JF1790-46MM	1/2	1 1/16-12	31.8	1.25	39.2	1.54	46.0	1.81	69.6	2.74
L10JF1490-34MM	5/8	7/8-14	25.4	1.00	40.6	1.60	34.0	1.34	72.1	2.84
L10JF1490L-66MM	5/8	7/8-14	25.4	1.00	50.6	1.99	66.0	2.60	82.1	3.23
L10JF1790-48MM	5/8	1 1/16-12	31.8	1.25	50.6	1.99	48.0	1.89	82.1	3.23
L12JF1790-53MM	3/4	1 1/16-12	31.8	1.25	52.3	2.06	53.0	2.09	88.7	3.49
L12JF1790B-33.9MM	3/4	1 1/16-12	31.8	1.25	36.9	1.45	30.0	1.18	73.2	2.88
L12JF1790L-95MM	3/4	1 1/16-12	31.8	1.25	83.0	3.27	95.0	3.74	119.4	4.70
L12JF1790SS-53MM	3/4	1 1/16-12	31.8	1.25	52.3	2.06	53.0	2.09	88.7	3.49
L12JF2190-56MM	3/4	1 5/16-12	38.1	1.50	52.3	2.06	56.0	2.20	88.7	3.49
L16JF2190-70MM	1	1 5/16-12	38.1	1.50	66.6	2.62	70.0	2.76	110.5	4.35
L16JF2190L-110MM	1	1 5/16-12	38.1	1.50	91.6	3.61	110.0	4.33	135.5	5.33
L16JF2190SS-70MM	1	1 5/16-12	38.1	1.50	66.6	2.62	70.0	2.76	110.5	4.35
L20JF2690-85MM	1 1/4	1 5/8-12	50.0	1.97	85.2	3.35	85.0	3.35	134.0	5.28
L20JF2690L-134MM	1 1/4	1 5/8-12	50.0	1.97	105.2	4.14	134.0	5.28	147.7	5.81
L24JF3090-110MM	1 1/2	1 7/8-12	55.0	2.17	105.5	4.15	110.0	4.33	160.7	6.33
L32JF4090-136MM	2	2 1/2-12	73.0	2.87	139.8	5.50	136.0	5.35	197.7	7.78

HOSE TAILS
L Series

Can't find what you're looking for?

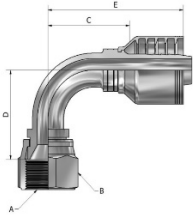
1300 654 782

SAE100R12 Four Wire Spiral

90 Degree

L Series

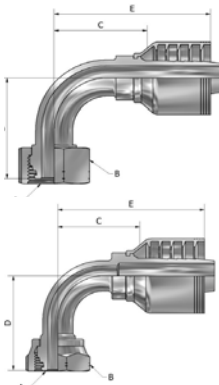
KF - Komatsu Female Swivel 90° Elbow 30° Flare JIS Metric



Part Number	Products Description									
	Hose In-Dia	Thread METRIC	Nut Hex		Tail-Growth		Drop		Overall Length	
			MM	Inch	MM	Inch	MM	Inch	MM	Inch
L08KF2290-31MM	1/2	M22*1.5P	27.0	1.06	42.3	1.67	31.0	1.22	72.7	2.86
L12KF3090-55MM	3/4	M30*1.5P	36.0	1.42	54.3	2.14	55.0	2.17	90.7	3.57

L Series

MF - O-Ring Metric Female 90° Elbow 24° Cone



(L) = Light Series Metric
(S) = Heavy Series Metric

Part Number	Products Description										
	Hose In-Dia	DIN	Thread METRIC	Nut Hex		Tail-Growth		Drop		Overall Length	
				MM	Inch	MM	Inch	MM	Inch	MM	Inch
L06MF00816A90-34MM	3/4	(L)	M16*1.5P	19.0	0.75	31.1	1.22	34.0	1.34	54.9	2.16
L06MF01016A90-34MM	3/8	(L)	M16*1.5P	19.0	0.75	31.1	1.22	34.0	1.34	54.9	2.16
L06MF01018A90-36MM	3/8	(S)	M18*1.5P	22.0	0.87	31.1	1.22	36.0	1.42	54.9	2.16
L06MF01218A90-36MM	3/8	(L)	M18*1.5P	22.0	0.87	31.1	1.22	36.0	1.42	54.9	2.16
L06MF01220A90-37MM	3/8	(S)	M20*1.5P	24.0	0.94	35.1	1.38	37.0	1.46	58.9	2.32
L06MF01422A90-37MM-	3/8	(S)	M22*1.5P	27.0	1.06	38.1	1.50	37.0	1.46	61.9	2.44
L06MF01522A90-37MM	3/8	(L)	M22*1.5P	27.0	1.06	38.1	1.50	37.0	1.46	61.9	2.44
L08MF01422A90-41.7MM	1/2	(S)	M22*1.5P	27.0	1.06	38.1	1.50	41.7	1.64	75.0	2.95
L08MF01522A90-41.7MM	1/2	(L)	M22*1.5P	27.0	1.06	45.1	1.78	41.7	1.64	75.5	2.97
L08MF01624A90-45MM	1/2	(S)	M24*1.5P	30.0	1.18	46.0	1.81	45.0	1.77	74.5	2.93
L08MF01826A90-46MM	1/2	(L)	M26*1.5P	32.0	1.26	39.0	1.54	46.0	1.81	69.4	2.73
L10MF01826A90-46MM	5/8	(L)	M26*1.5P	32.0	1.26	50.6	1.99	46.0	1.81	82.1	3.23
L10MF02536B90-59MM	5/8	(S)	M36*2.0P	46.0	1.81	56.6	2.23	59.0	2.32	88.1	3.47
L12MF01826A90-52.8MM	3/4	(L)	M26*1.5P	32.0	1.26	45.3	1.78	52.8	2.08	81.7	3.22
L12MF02030B90-56.5MM	3/4	(S)	M30*2.0P	36.0	1.42	52.3	2.06	56.5	2.22	88.7	3.49
L12MF02230B90-58MM	3/4	(L)	M30*2.0P	36.0	1.42	52.3	2.06	58.0	2.28	88.7	3.49
L12MF02536B90-60MM	3/4	(S)	M36*2.0P	46.0	1.81	50.3	1.98	60.0	2.37	86.7	3.41
L16MF02836B90-69.5MM	1	(L)	M36*2.0P	46.0	1.81	64.6	2.54	69.5	2.74	108.5	4.27
L16MF03042B90-80MM	1	(S)	M42*2.0P	50.0	1.97	64.6	2.54	80.0	3.14	108.5	4.27
L20MF03545B90-82.9MM	1 1/4	(L)	M45*2.0P	50.0	1.97	88.2	3.47	82.9	3.26	130.7	5.15
L24MF04252B90-101MM	1 1/2	(L)	M52*2.0P	60.0	2.36	105.0	4.13	101.0	3.98	160.2	6.31

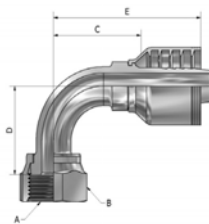


SAE100R12 Four Wire Spiral

90 Degree

L Series

FO - Female O-Ring Face Seal Swivel 90° Elbow



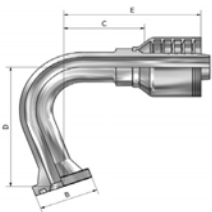
L = Long Drop

Part Number	Products Description									
	Hose In-Dia	Thread UNF	Nut Hex		Tail-Growth		Drop		Overall Length	
			MM	Inch	MM	Inch	MM	Inch	MM	Inch
	A	B		C		D		E		
L06FO1190-23MM	3/8	11/16-16	22.0	0.87	31.1	1.22	23.0	0.91	54.9	2.16
L06FO1190L-54MM	3/8	11/16-16	22.0	0.87	31.1	1.22	54.0	2.13	54.9	2.16
L06FO1390-29MM	3/8	13/16-16	23.8	0.94	33.0	1.30	29.0	1.14	56.8	2.24
L06FO1390L-63.8MM	3/8	13/16-16	23.8	0.94	33.0	1.30	63.8	2.51	56.8	2.24
L08FO1390-29MM	1/2	13/16-16	23.8	0.94	35.1	1.38	29.0	1.14	65.5	2.58
L08FO1390L-63.8MM	1/2	13/16-16	23.8	0.94	35.1	1.38	63.8	2.51	65.5	2.58
L08FO1690-32MM	1/2	1-14	30.0	1.18	38.2	1.50	32.0	1.26	68.6	2.70
L08FO1990-43MM	1/2	1 3/16-12	36.0	1.42	35.1	1.38	43.0	1.69	65.5	2.58
L10FO1690-32MM	5/8	1-14	30.0	1.18	40.6	1.60	32.0	1.26	72.1	2.84
L10FO1690L-70MM	5/8	1-14	30.0	1.18	40.6	1.60	70.0	2.76	72.1	2.84
L12FO1990-48MM	3/4	1 3/16-12	36.0	1.42	52.3	2.06	48.0	1.89	88.7	3.49
L12FO1990L-96MM	3/4	1 3/16-12	36.0	1.42	52.3	2.06	96.0	3.78	88.7	3.49
L12FO2390-56MM	3/4	1 7/16-12	41.0	1.61	52.3	2.06	56.0	2.20	88.7	3.49
L16FO2390-56MM	1	1 7/16-12	41.0	1.61	67.3	2.65	56.0	2.20	111.2	4.38
L16FO2390L-114MM	1	1 7/16-12	41.0	1.61	67.3	2.65	114.0	4.49	111.2	4.38
L16FO2790-75MM	1	1 11/16-12	50.0	1.97	62.6	2.46	75.0	2.95	106.5	4.19
L20FO2790-82MM	1-1/4	1 11/16-12	50.0	1.97	87.3	3.44	82.0	3.23	136.1	5.36
L20FO2790L-129MM	1-1/4	1 11/16-12	50.0	1.97	87.3	3.44	129.0	5.08	136.1	5.36
L24FO3290-101MM	1-1/2	2-12	60.0	2.36	105.0	4.13	101.0	3.98	160.2	6.31
L24FO3290L-141MM	1-1/2	2-12	60.0	2.36	100.2	3.94	141.0	5.55	160.2	6.31

110 Degree

L Series

F61 - SAE Code 61 Flange 110° Elbow



Part Number	Products Description									
	Hose In-Dia	Flange Size	Flange Dia		Tail-Growth		Drop		Overall Length	
			MM	Inch	MM	Inch	MM	Inch	MM	Inch
	A	B		C		D		E		
L12F6112110	3/4	3/4	38.1	1.50	51.1	2.01	84.0	3.31	87.4	3.44
L12F6116110	3/4	1	44.5	1.75	52.8	2.08	84	3.31	22.1	3.03
L16F6116110	1	1	44.5	1.75	57.2	2.25	94.0	3.70	101.0	3.98

Continued on following page..

Can't find what you're looking for?

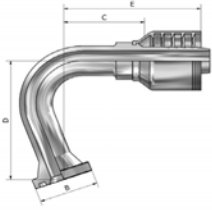
1300 654 782

SAE100R12 Four Wire Spiral

110 Degree

L Series

F61 - SAE Code 61 Flange 110° Elbow *Continued...*



Part Number	Products Description									
	Hose In-Dia	Flange Size	Flange Dia		Tail-Growth		Drop		Overall Length	
		A	B	MM	Inch	MM	Inch	MM	Inch	MM
L16F6120110	1	1 1/4	50.8	2.00	61.2	2.41	94.0	3.70	105.0	4.13
L20F6120110	1 1/4	1 1/4	50.8	2.00	69.6	2.74	104.0	4.09	112.1	4.41
L20F6124110	1 1/4	1 1/2	60.3	2.37	69.6	2.74	104.0	4.09	112.1	4.41
L24F6124110	1 1/2	1 1/2	60.3	2.37	83.4	3.28	124.0	4.88	138.6	5.46
L24F6132110	1 1/2	2	71.4	2.81	83.4	3.28	124.0	4.88	138.6	5.46
L32F6124110	2	1 1/2	60.3	2.37	84.3	3.32	123.7	4.87	142.2	5.60
L32F6132110	2	2	71.4	2.81	118.0	4.65	154.0	6.06	175.9	6.93

HOSE TAILS
L Series



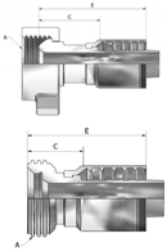
TAIPAN

SAE100R13, SAE100R15 Four & Six Wire Spiral

Straight

N Series

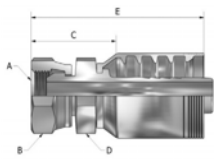
HU - 1502 Hammer Union Male and Female



Part Number	Products Description					
	Hose In-Dia	Tail-Growth		Overall Length		
		MM	Inch	MM	Inch	
	C		E			
N32FHU32	2	109.8	4.32	198.0	7.79	
N32MHU32	2	72.7	2.86	161.2	6.34	
NP32FHU32	2	109.8	4.32	198.0	7.79	
NP32MHU32	2	72.7	2.86	161.2	6.34	

N Series

BF - BSP Female Parallel Pipe Swivel Straight 60° Cone

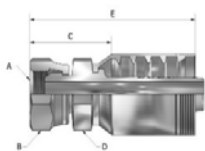


SS = Stainless Steel
NB: For 3/8 & 1/2 use L Series

Part Number	Products Description									
	Hose In-Dia	Thread PF	Nut Hex		Tail-Growth		Nipple Hex		Overall Length	
			MM	Inch	MM	Inch	MM	Inch	MM	Inch
	A	B		C		D		E		
N10BF08	5/8	1/2-14	27.0	1.06	33.0	1.30	27.0	1.60	64.7	2.55
N10BF10	5/8	5/8-14	28.57	1.12	26.72	1.05	27.0	1.06	58.2	2.29
N10BF12	5/8	3/4-14	36.0	1.42	43.2	1.70	32.0	1.26	74.5	2.93
N12BF12	3/4	3/4-14	36.0	1.42	50.0	1.97	36.0	1.42	102.2	4.02
N16BF16	1	1-11	41.0	1.61	57.9	2.28	41.0	1.61	111.9	4.41
N16BF16SS	1	1-11	41.0	1.61	57.9	2.28	41.0	1.61	111.9	4.41
N16BF20	1	1 1/4-11	50.0	1.97	63.7	2.51	50.0	1.97	117.7	4.63
N20BF20	1 1/4	1 1/4-11	50.0	1.97	71.6	2.82	50.0	1.97	136.5	5.37
N24BF24	1 1/2	1 1/2-11	55.0	2.17	84.4	3.32	60.0	2.36	157.2	6.19
NP32BF32	2	2-11	70.0	2.76	85.3	3.36	70.0	2.76	168.2	6.62

N Series

BF - RB BSP Female Rock Breaker



Part Number	Products Description									
	Hose In-Dia	Thread PF	Nut Hex		Tail-Growth		Nipple Hex		Overall Length	
			MM	Inch	MM	Inch	MM	Inch	MM	Inch
	A	B		C		D		E		
N12BF12RB	3/4	3/4-14	36.0	1.42			36.0	1.42	102.2	4.02
N16BF16RB	1	1-11	41.0	1.61	53.1	2.09	41.0	1.61	111.9	4.41
N20BF20RB	1 1/4	1 1/4-11	50.0	1.47			50.0	1.97	136.5	5.37

Can't find what you're looking for?

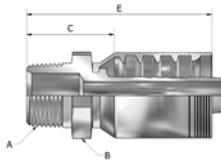
1300 654 782

SAE100R13, SAE100R15 Four & Six Wire Spiral

Straight

N Series

BM - BSP Male Taper

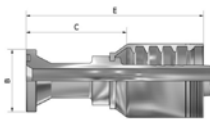


NB: For 3/8 & 1/2 use L Series

Part Number	Products Description									
	Hose In-Dia	Thread PT	Nipple Hex		Tail-Growth		Drop		Overall Length	
			MM	Inch	MM	Inch	MM	Inch	MM	Inch
N10BM12	5/8	3/4-14	36.0	1.42	41.4	1.63			69.1	2.72
N12BM12	3/4	3/4-14	36.0	1.42	40.1	1.58			95.6	3.76
N12BM16	3/4	1-11	41.0	1.61	43.5	1.71			98.7	3.88

N Series

F61 - SAE Code 61 Flange Straight



NB: For 3/8 & 1/2 use L Series

Part Number	Products Description									
	Hose In-Dia	Flange Size	Flange Dia		Tail-Growth		Overall Length			
			MM	Inch	MM	Inch	MM	Inch		
N10F6110	5/8	5/8	34.0	6.73	62.9	2.48	90.6	3.57		
N12F6112	3/4	3/4	38.1	1.50	67.8	2.67	120.0	4.72		
N12F6116	3/4	1	44.5	1.75	54.3	2.14	106.5	4.19		
N16F6116	1	1	44.5	1.75	70.8	2.79	124.8	4.91		
N16F6120	1	1 1/4	50.8	2.00	43.5	1.71	97.5	3.84		
N20F6120	1 1/4	1 1/4	50.8	2.00	86.1	3.39	151.0	5.94		
N20F6124	1 1/4	1 1/2	60.3	2.37	71.8	2.83	136.7	5.38		
N24F6124	1 1/2	1 1/2	60.3	2.37	104.0	4.09	177.0	6.97		
N24F6132	1 1/2	2	71.2	2.80	71.9	2.83	144.9	5.70		
NP32F6132	2	2	71.2	2.80						

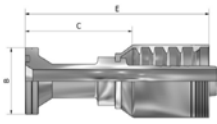


SAE100R13, SAE100R15 Four & Six Wire Spiral

Straight

N Series

F62 - SAE Code 62 Flange Straight



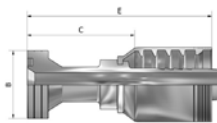
SS = Stainless Steel

NB: For 3/8 & 1/2 use L Series

Part Number	Products Description								
	Hose In-Dia	Flange Size	Flange Dia		Tail-Growth		Overall Length		
			MM	Inch	MM	Inch	MM	Inch	
A	B	C	E						
N12F6212	3/4	3/4	41.3	1.63	71.9	2.83	124.4	4.90	
N12F6216	3/4	1	47.6	1.87	46.0	1.81	98.5	3.88	
N16F6212	1	3/4	41.3	1.63	89.5	3.52	143.5	5.65	
N16F6216	1	1	47.6	1.87	85.3	3.36	139.3	5.48	
N16F6220	1	1 1/4	54.0	2.13	54.3	2.14	108.7	4.28	
N20F6216	1 1/4	1	47.6	1.87	91.5	3.60	156.4	6.16	
N20F6220	1 1/4	1 1/4	54.0	2.13	92.8	3.65	158.1	6.22	
N20F6224	1 1/4	1 1/2	63.5	2.50	65.4	2.57	130.7	5.15	
N24F6220	1 1/2	1 1/4	54.0	2.13	93.0	3.66	172.0	6.77	
N24F6224	1 1/2	1 1/2	63.5	2.50	116.0	4.57	190.0	7.48	
N24F6232	1 1/2	2	79.4	3.13	86.4	3.40	159.4	6.28	
N24F6224SS	1 1/2	1 1/2	63.5	2.5	116.0	4.57	190.0	7.48	
NP32F6232	2	2	79.4	3.13	136.5	5.37	219.4	8.64	

N Series

FC62 - CAT Flange Straight



Part Number	Products Description								
	Hose In-Dia	Flange Size	Flange Dia		Tail-Growth		Overall Length		
			MM	Inch	MM	Inch	MM	Inch	
A	B	C	E						
N12FC6212	3/4	3/4	41.3	1.63	71.9	2.83	124.4	4.90	
N12FC6216	3/4	1	47.6	1.87	50.6	1.99	103.2	4.06	
N16FC6216	1	1	47.6	1.87	87.5	3.44	141.5	5.57	
N16FC6220	1	1 1/4	54.0	2.13	55.4	2.18	109.8	4.32	
N20FC6220	1 1/4	1 1/4	54.0	2.13	93.4	3.68	158.7	6.25	
N20FC6224	1 1/4	1 1/2	63.5	2.50	68.3	2.69	133.6	5.26	
N24FC6224	1 1/2	1 1/2	63.5	2.50	118.6	4.67	191.6	7.54	
N24FC6232	1 1/2	2	79.4	3.13	86.4	3.40	159.4	6.28	

Can't find what you're looking for?

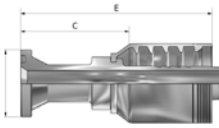
1300 654 782

SAE100R13, SAE100R15 Four & Six Wire Spiral

Straight

N Series

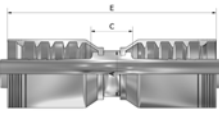
LeTourneau Flange Straight



Part Number	Products Description								
	Hose In-Dia	Flange Size	Flange Dia		Tail-Growth		Overall Length		
		A	B	MM	Inch	MM	Inch	MM	Inch
N24LT24	1/2	1 1/2	60.3	2.37	78.4	3.08	177.0	6.97	
NP32LT32	2	2	71.42	2.81	92.5	3.64	190.3	7.49	

N Series

HJ - Hose Joiner

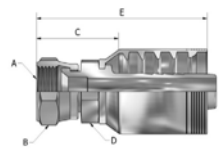


NB: For 3/8 & 1/2 use L Series

Part Number	Products Description					
	Hose In-Dia	Tail-Growth		Overall Length		
		MM	Inch	MM	Inch	
N24HJ24	1 1/2	59.2	2.3	217.2	8.55	

N Series

JF - JIC Female 37° Swivel Straight



NB: For 3/8 & 1/2 use L Series

Part Number	Products Description									
	Hose In-Dia	Thread UNF	Nut Hex		Tail-Growth		Nipple Hex		Overall Length	
		A	B	MM	Inch	MM	Inch	MM	Inch	MM
N10JF14	5/8	7/8-14	25.4	1.00	36.4	1.43	23.8	0.94	67.9	2.67
N10JF17	5/8	1 1/16-12	31.8	1.25	40.8	1.61	27.0	1.06	72.3	2.85
N12JF17	3/4	1 1/16-12	31.8	1.25	48.0	1.89	28.6	1.12	100.2	3.94
N12JF21	3/4	1 5/16-12	38.0	1.50	50.6	1.99	35.0	1.38	103.1	4.06
N16JF21	1	1 5/16-12	38.0	1.50	54.3	2.14	35.0	1.38	108.3	4.26
N20JF26	1 1/4	1 5/8-12	50.0	1.97	70.2	2.76	47.6	1.87	135.1	5.32
N20JF30	1 1/4	1 7/8-12	55.0	2.17	64.4	2.54	47.6	1.87	135.7	5.34
N24JF30	1 1/2	1 7/8-12	55.0	2.17	74.2	2.92	54.0	2.13	147.2	5.80
NP32JF40	2	2 1/2-12	73.0	2.87	91.7	3.61	63.5	2.50	174.6	6.87

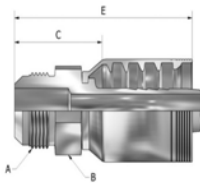


SAE100R13, SAE100R15 Four & Six Wire Spiral

Straight

N Series

JM - JIC Male 37° Swivel Straight

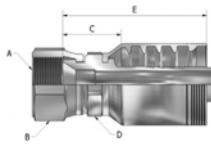


NB: For 3/8 & 1/2 use L Series

Part Number	Products Description								
	Hose In-Dia	Thread UNF	Nipple Hex		Tail-Growth		Overall Length		
			MM	Inch	MM	Inch	MM	Inch	
	A	B		C		D			
N12JM17	3/4	1 1/16-12	28.6	1.12					
N12JM21	3/4	1 5/16-12	35.0	1.38	50.4	1.98	102.6	4.04	
N16JM21	1	1 5/16-12	36.0	1.42	50.8	2.00	109.2	4.29	

N Series

KF - Komatsu Female Swivel Straight 30° Flare JIS Metric

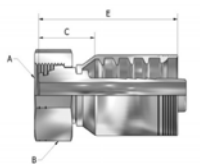


NB: For 3/8 & 1/2 use L Series

Part Number	Products Description									
	Hose In-Dia	Thread METRIC	Nut Hex		Tail-Growth		Nipple Hex		Overall Length	
			MM	Inch	MM	Inch	MM	Inch	MM	Inch
	A	B		C		D		E		
N10KF24	5/8	M24*1.5P	32.0	1.25	44.6	1.75	30.0	1.18	76.2	3.00
N12KF30	3/4	M30*1.5P	36.0	1.42	35.4	1.39	32.0	1.26	87.6	3.45
N16KF33	1	M33*1.5P	41.0	1.61	42.4	1.67	36.0	1.42	96.8	3.81

N Series

MF - O-Ring Metric Female Straight 24° Cone



(L) = Light Series Metric
(S) = Heavy Series Metric

NB: For 3/8 & 1/2 use L Series

Part Number	Products Description										
	Hose In-Dia	DIN	Thread METRIC	Nut Hex		Tail-Growth		Nipple Hex		Overall Length	
				MM	Inch	MM	Inch	MM	Inch	MM	Inch
	A	B		C		D		E			
N10MFO1624A	5/8	(S)	M30*2.0P	36.0	1.42						
N10MFO1826A	5/8	(L)	M26*2.0P	32.0	1.26			24.0	0.94		
N10MFO2030B	5/8	(S)	M30*2.0P	36.0	1.42	31.9	1.26			59.6	2.35
N10MFO2536B	5/8	(S)	M36*2.0P	46.0	1.81	29.1	1.14			60.6	2.38
N12MFO2030B	3/4	(S)	M30*2.0P	36.0	1.42	47.1	1.85	32.0	1.26	99.3	3.91
N12MFO2230B	3/4	(L)	M30*1.5P	36.0	1.42	44.8	1.76	32.0	1.26	97.4	3.83
N12MFO2536B	3/4	(S)	M36*2.0P	46.0	1.81	34.3	1.35		0.00	87.1	3.43
N16MFO2536B	1	(S)	M36*2.0P	46.0	1.81	52.7	2.07	35.0	1.38	107.9	4.25
N16MFO3042B	1	(S)	M42*2.0P	50.0	1.97	45.6	1.80		0.00	99.6	3.92
N20MFO3042B	1 1/4	(S)	M42*2.0P	50.0	1.97	62.9	2.48	46.0	1.81	127.8	5.03
N20MFO3852B	1 1/4	(S)	M52*2.0P	60.0	2.36	48.3	1.90			113.2	4.46
N24MFO3852B	1 1/2	(S)	M52*2.0P	60.0	2.36	67.2	2.65	50.0	1.97	140.2	5.52

Can't find what you're looking for?

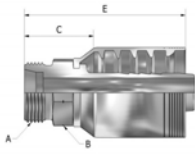
1300 654 782

SAE100R13, SAE100R15 Four & Six Wire Spiral

Straight

N Series

MM - Metric Male Straight 24° Cone



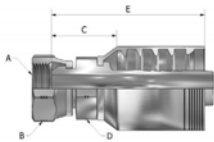
(S) = Heavy Series
Metric

NB: For 3/8 & 1/2 use
L Series

Part Number	Products Description									
	Hose In-Dia	DIN	Thread METRIC	Nipple Hex		Tail-Growth		Overall Length		
				MM	Inch	MM	Inch	MM	Inch	
			A	B		C		E		
N12MM2030B	3/4	(S)	M30*2.0P	30.0	1.18	38.8	1.53	91.3	3.59	
N16MM3042B	1	(S)	M42*2.0P			43.5	1.71	101.9	4.01	
N20MM3042B	1 1/4	(S)	M42*2.0P	46.0	1.81	51.8	2.04	119.1	4.69	
N20MM3852B	1 1/4	(S)	M52*2.0P	55.0	2.17	56.5	2.22	121.8	4.80	

N Series

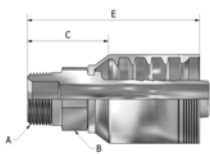
NF - NPT Female S/W Straight



Part Number	Products Description									
	Hose In-Dia	Thread NPSM	Nut Hex		Tail-Growth		Nipple Hex		Overall Length	
			MM	Inch	MM	Inch	MM	Inch	MM	Inch
			A	B		C		D		E
N12NF12	3/4	3/4-14	32.0	1.26	38.1	1.50	30.0	1.18	90.6	3.57
N16NF16	1	1-11.5	41.0	1.61	44.5	1.75	35.0	1.38	98.9	3.89

N Series

NM - Taper Male NPT Straight



NB: For 3/8 & 1/2 use
L Series

Part Number	Products Description									
	Hose In-Dia	Thread NPTF	Nipple Hex		Tail-Growth		Overall Length			
			MM	Inch	MM	Inch	MM	Inch		
			A	B		C		E		
N12NM12	3/4	3/4-14	28.6	1.12	46.0	1.81	98.2	3.87		
N16NM16	1	1-11.5	35.0	1.38	54.4	2.14	108.4	4.27		
N20NM20	1 1/4	1 1/4-11.5	46.0	1.81	69.6	2.74	134.5	5.30		
N24NM24	1 1/2	1 1/2-11.5	50.8	2.00	67.0	2.64	140.0	5.51		
NP32NM32	2	2-11.5	63.5	2.50						

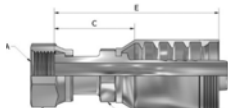


SAE100R13, SAE100R15 Four & Six Wire Spiral

Straight

N Series

FO - Female O-Ring Face Seal Swivel Straight

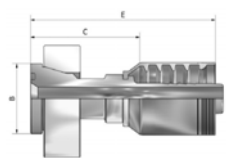


NB: For 3/8 & 1/2 use L Series

Part Number	Products Description									
	Hose In-Dia	Thread UNF	Nut Hex		Tail-Growth		Nipple Hex		Overall Length	
			MM	Inch	MM	Inch	MM	Inch	MM	Inch
	A	B		C		D		E		
N10FO16	5/8	1-14	30.0	1.18			23.8	0.94	71.8	2.82
N10FO19	5/8	1 3/16-12	36.0	1.42			28.5	1.12	76.6	3.02
N12FO19	3/4	1 3/16-12	36.0	1.42	49.1	1.93	30.0	1.18	101.3	3.99
N12FO23	3/4	1 7/16-12	41.0	1.61	53.3	2.10	35.0	1.38	105.5	4.15
N16FO23	1	1 7/16-12	41.0	1.61	56.5	2.22	35.0	1.38	110.5	4.35
N16FO27	1	1 7/16-12	50.0	1.97	51.2	2.01	41.0	1.61	109.6	4.31
N20FO27	1 1/4	1 11/16-12	50.0	1.97	61.8	2.43	46.0	1.81	126.7	4.99
N24FO32	1 1/2	2-12	60.0	2.36	76.4	3.01	50.8	2.00	149.4	5.88

N Series

FT - Taper Flange Straight (For Heavy Duty Mining Equipment)

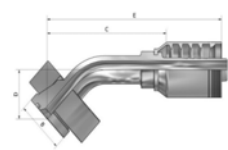


Part Number	Products Description									
	Hose In-Dia	Flange Size	Flange Dia		Tail-Growth		Overall Length			
			MM	Inch	MM	Inch	MM	Inch	MM	Inch
	A	B		C		E				
N16FT16	1	1	49.5	1.95	78.5	3.09	132.9	5.23		
N16FT20	1	1 1/4	57.5	2.26	69.0	2.72	123.0	4.84		
N20FT20	1 1/4	1 1/4	57.5	2.26	105.7	4.16	171.0	6.73		
N20FT24	1 1/4	1 1/2	68.5	2.70	90.7	3.57	156.0	6.14		
N24FT24	1 1/2	1 1/2	68.5	2.70	130.0	5.12	203.0	7.99		
N24FT32	1 1/2	2	83.5	3.29	115.0	4.53	188.0	7.40		
NP32FT32	2	2	83.5	3.29	135.7	5.34	234.0	9.21		

15 Degree

N Series

FT - Taper Flange 15° Elbow (For Heavy Duty Mining Equipment)



Part Number	Products Description									
	Hose In-Dia	Flange Size	Flange Dia		Tail-Growth		Drop		Overall Length	
			MM	Inch	MM	Inch	MM	Inch	MM	Inch
	A	B		C		D		E		
N24FT2415	1 1/2	1 1/2	68.5	2.70	217.0	8.54	24.0	0.94	290.0	11.4

Can't find what you're looking for?

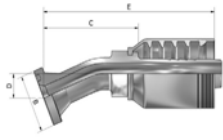
1300 654 782

SAE100R13, SAE100R15 Four & Six Wire Spiral

22.5 Degree

N Series

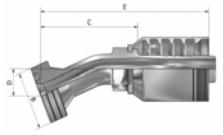
F61 - SAE Code 61 Flange 22.5° Elbow



Part Number	Products Description									
	Hose In-Dia	Flange Size	Flange Dia		Tail-Growth		Drop		Overall Length	
			MM	Inch	MM	Inch	MM	Inch	MM	Inch
	A	B		C		D		E		
N12F611222.5	3/4	3/4	38.1	1.50	72.7	2.86	16.0	0.63	1176	4.63
N12F611622.5	3/4	1	38.1	1.50	71.5	2.81	16.9	0.66	132.8	5.22
N16F611622.5	1	1	44.5	1.75	88.4	3.48	19.7	0.78	142.8	5.62
N16F612022.5	1	1 1/4	50.8	2.00	88.1	3.47	19.6	0.77	142.5	5.61
N20F612022.5	1 1/4	1 1/4	50.8	2.00	106.4	4.19	19.7	0.78	171.6	6.76

N Series

FC62 - CAT Flange 22.5° Elbow

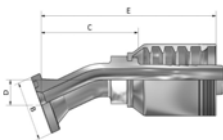


Part Number	Products Description									
	Hose In-Dia	Flange Size	Flange Dia		Tail-Growth		Drop		Overall Length	
			MM	Inch	MM	Inch	MM	Inch	MM	Inch
	A	B		C		D		E		
N20FC622022.5	1 1/4	1 1/4	54.0	2.13	111.0	4.37	21.4	0.84	175.9	6.93
N24FC622422.5	1 1/2	1 1/2	63.5	2.50	137.3	5.41	27.6	1.09	210.3	8.28

30 Degree

N Series

F61 - SAE Code 61 Flange 30° Elbow



Part Number	Products Description									
	Hose In-Dia	Flange Size	Flange Dia		Tail-Growth		Drop		Overall Length	
			MM	Inch	MM	Inch	MM	Inch	MM	Inch
	A	B		C		D		E		
N12F611230	3/4	3/4	38.1	1.50	70.9	2.79	20.1	0.79	115.9	4.56
N12F611630	3/4	1	44.5	1.75	72.9	2.87	21.3	0.84	117.9	4.64
N16F611630	1	1	44.5	1.75	86.3	3.40	24.8	0.98	140.7	5.54
N16F612030	1	1 1/4	50.8	2.00	86.0	3.39	24.6	0.97	140.5	5.53
N20F612030	1 1/4	1 1/4	50.8	2.00	104.4	4.11	24.5	0.96	169.8	6.69

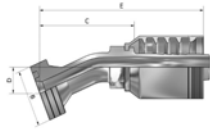


SAE100R13, SAE100R15 Four & Six Wire Spiral

30 Degree

N Series

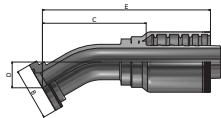
FC62 -CAT Flange 30° Elbow



Part Number	Products Description									
	Hose In-Dia	Flange Size	Flange Dia		Tail-Growth		Drop		Overall Length	
		A	B	MM	Inch	MM	Inch	MM	Inch	MM
N20FC622030	1 1/4	1 1/4	54.0	2.13	108.2	4.26	26.7	1.05	173.6	6.83
N24FC622430	1 1/2	1 1/2	63.5	2.50	134.3	5.29	34.6	1.36	207.3	8.16

N Series

F62 - SAE Code 62 Flange 30° Elbow

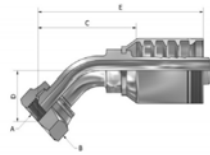


Part Number	Products Description									
	Hose In-Dia	Flange Size	Flange Dia		Tail-Growth		Drop		Overall Length	
		A	B	MM	Inch	MM	Inch	MM	Inch	MM
NP32F623230	2	2	79.4	3.13						

45 Degree

N Series

BF - BSP Female Parallel Pipe Swivel 45° Elbow 60° Cone

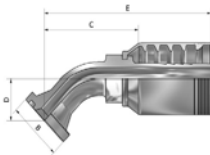


NB: For 3/8 & 1/2 use L Series v

Part Number	Products Description									
	Hose In-Dia	Thread PF	Nut Hex		Tail-Growth		Drop		Overall Length	
		A	B	MM	Inch	MM	Inch	MM	Inch	MM
N12BF1245	3/4	3/4-14	36.0	1.42	76.2	3.00	35.4	1.39	128.4	5.06
N16BF1645	1	1-11	41.0	1.61	89.8	3.54	40.4	1.59	143.8	5.66
N20BF2045	1 1/4	1 1/4-11	50.0	1.97	124.6	4.91	55.5	2.19	189.4	7.46
N24BF2445	1 1/2	1 1/2-11	55.0	2.17	142.5	5.61	60.1	2.37	215.3	8.48
NP32BF3245	2	2-11	70.0	2.76	173.7	6.84	68.8	2.71	256.6	10.10

N Series

F61 - SAE Code 61 Flange 45° Elbow



NB: For 3/8 & 1/2 use L Series

Part Number	Products Description									
	Hose In-Dia	Flange Size	Flange Dia		Tail-Growth		Drop		Overall Length	
		A	B	MM	Inch	MM	Inch	MM	Inch	MM
N10F611045	5/8	5/8	34.1	1.34	59.9	2.36	27.0	1.06	91.4	3.59
N12F611245	3/4	3/4	38.1	1.50	67.2	2.65	26.4	1.04	119.4	4.70
N12F611645	3/4	1	44.5	1.75	68.9	2.71	28.0	1.10	121.0	4.76

Continued on following page...

Can't find what you're looking for?

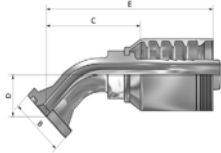
1300 654 782

SAE100R13, SAE100R15 Four & Six Wire Spiral

45 Degree

N Series

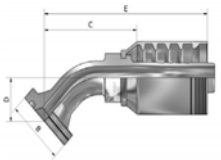
F61 - SAE Code 61 Flange 45° Elbow *Continued...*



Part Number	Products Description									
	Hose In-Dia	Flange Size	Flange Dia		Tail-Growth		Drop		Overall Length	
		A	B	MM	Inch	MM	Inch	MM	Inch	MM
N16F611245	1	3/4	41.3	1.63	74.2	2.92	31.6	1.24	132.6	5.22
N16F611645	1	1	44.5	1.75	81.4	3.20	32.0	1.26	135.3	5.33
N16F612045	1	1 1/4	50.8	2.00	81.4	3.20	32.0	1.26	135.3	5.33
N20F612045	1 1/4	1 1/4	50.8	2.00	107.1	4.22	38.0	1.50	171.9	6.77
N24F612445	1 1/2	1 1/2	60.3	2.37	123.4	4.86	41.0	1.61	196.4	7.73

N Series

F62 - SAE Code 62 Flange 45° Elbow



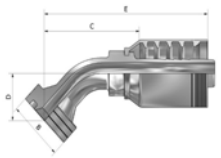
SS = Stainless Steel

NB: For 3/8 & 1/2 use L Series

Part Number	Products Description									
	Hose In-Dia	Flange Size	Flange Dia		Tail-Growth		Drop		Overall Length	
		A	B	MM	Inch	MM	Inch	MM	Inch	MM
N12F621245	3/4	3/4	41.3	1.63	67.5	2.66	27.0	1.06	120.0	4.72
N12F621645	3/4	1	47.6	1.87	68.5	2.70	28.0	1.10	121.0	4.76
N16F621645	1	1	47.6	1.87	80.9	3.19	32.0	1.26	135.3	5.33
N16F622045	1	1 1/4	54.0	2.13	80.9	3.19	32.0	1.26	135.3	5.33
N20F622045	1 1/4	1 1/4	54.0	2.13	106.6	4.20	38.0	1.50	171.9	6.8
N20F622445	1 1/4	1 1/2	63.5	2.50	106.6	4.20	38.0	1.50	171.9	6.77
N24F622445	1 1/2	1 1/2	63.5	2.50	126.4	4.98	44.0	1.73	199.4	7.9
N24F622445SS	1 1/2	1 1/2	63.5	2.50	126.4	4.98	44.0	1.73	199.4	7.9
N32F623245	2	2	79.4	3.13	163.6	6.44	56.0	2.20	246.5	9.7

N Series

FC62 - CAT Flange 45° Elbow



Part Number	Products Description									
	Hose In-Dia	Flange Size	Flange Dia		Tail-Growth		Drop		Overall Length	
		A	B	MM	Inch	MM	Inch	MM	Inch	MM
N12FC621245	3/4	3/4	41.3	1.63	72.0	2.83	31.6	1.24	124.6	4.91
N12FC621645	3/4	1	47.6	1.87	72.0	2.83	31.5	1.24	124.6	4.91
N16FC621645	1	1	47.6	1.87	84.2	3.31	35.3	1.39	138.6	5.46
N16FC622045	1	1 1/4	54.0	2.13	84.2	3.31	35.3	1.39	138.6	5.46
N20FC622045	1 1/4	1 1/4	54.0	2.13	109.4	4.31	40.8	1.61	174.7	6.88

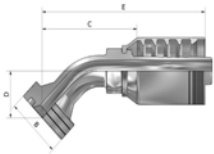
Continued on following page...

SAE100R13, SAE100R15 Four & Six Wire Spiral

45 Degree

N Series

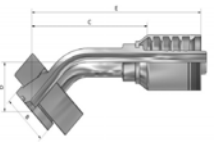
FC62 - CAT Flange 45° Elbow *Continued...*



Part Number	Products Description									
	Hose In-Dia	Flange Size	Flange Dia		Tail-Growth		Drop		Overall Length	
			MM	Inch	MM	Inch	MM	Inch	MM	Inch
N20FC622445	1 1/4	1 1/2	63.5	2.50	109.4	4.31	40.8	1.61	174.7	6.88
N24FC622445	1 1/2	1 1/2	63.5	2.50	127.5	5.02	45.2	1.78	200.5	7.89

N Series

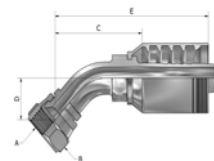
FT - Taper Flange 45° Elbow (For Heavy Duty Mining Equipment)



Part Number	Products Description									
	Hose In-Dia	Flange Size	Flange Dia		Tail-Growth		Drop		Overall Length	
			MM	Inch	MM	Inch	MM	Inch	MM	Inch
N16FT1645	1	1	49.5	1.95	124.6	4.91	50.0	1.97	179.0	7.05
N20FT2045	1 1/4	1 1/4	57.5	2.26	168.7	6.64	60.0	2.36	234.0	9.2
N20FT2445	1 1/4	1 1/2	68.5	2.70	178.7	7.04	60.0	2.36	244.0	9.6
N24FT2445	1 1/2	1 1/2	68.5	2.70	190.0	7.48	80.0	3.15	263.0	10.4
N24FT3245	1 1/2	2	83.5	3.29	206.0	8.11	95.0	3.74	279.0	10.98
NP32FT3245	2	2	83.5	3.29	206.7	8.14	90.0	3.54	305.0	12.01

N Series

JF - JIC Female 37° Swivel 45° Elbow



Part Number	Products Description									
	Hose In-Dia	Thread UNF	Nut Hex		Tail-Growth		Drop		Overall Length	
			MM	Inch	MM	Inch	MM	Inch	MM	Inch
N10JF1445	5/8	7/8-14	25.4	1.0	41.4	1.63	16.0	0.63	72.9	2.87
N12JF1745	3/4	1 1/16-12	31.8	1.25	67.9	2.67	27.0	1.06	120.0	4.72
N16JF2145	1	1 5/16-12	38.1	1.50	82.4	3.24	33.0	1.30	136.3	5.37
N20JF2645	1 1/4	1 5/8-12	50.0	1.97	114.1	4.49	45.0	1.77	178.9	7.04
N24JF3045	1 1/2	1 7/8-12	55.0	2.17	134.3	5.29	52.0	2.05	207.3	8.16

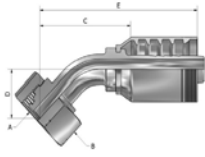
NB: For 3/8 & 1/2 use L Series

SAE100R13, SAE100R15 Four & Six Wire Spiral

45 Degree

N Series

MF - O-Ring Metric Female 45° Elbow 24° Cone



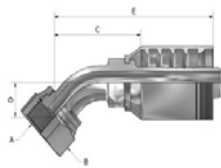
(S) = Heavy Series Metric

NB: For 3/8 & 1/2 use L Series

Part Number	Products Description										
	Hose In-Dia	DIN	Thread METRIC	Nut Hex		Tail-Growth		Drop		Overall Length	
				MM	Inch	MM	Inch	MM	Inch	MM	Inch
			A	B		C		D		E	
N10MF02030B45	5/8	(S)	M30*1.5P	36.0	1.42	58.9	2.32	25.0	0.98	90.4	3.55
N12MF02030B45	3/4	(S)	M30*2.0P	36.0	1.42	73.1	2.88	32.3	1.27	125.3	4.93
N12MF02536B45	3/4	(S)	M36*2.0P	46.0	1.81	70.1	2.76	34.0	1.34	122.9	4.84
N16MF02536B45	1	(S)	M36*2.0P	46.0	1.81	85.4	3.36	33.0	1.30	139.3	5.48
N16MF03042B45	1	(S)	M42*2.0P	50.0	1.97	96.2	3.79	37.0	1.46	150.2	5.91
N20MF03852B45	1 1/4	(S)	M52*2.0P	60.0	2.36	119.1	4.69	50.0	1.97	183.9	7.24

N Series

FO - Female O-Ring Face Seal Swivel 45° Elbow



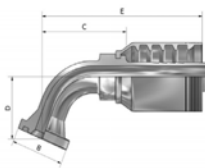
NB: For 3/8 & 1/2 use L Series

Part Number	Products Description										
	Hose In-Dia	Thread UNF	Nut Hex		Tail-Growth		Drop		Overall Length		
			MM	Inch	MM	Inch	MM	Inch	MM	Inch	
		A	B		C		D		E		
N10FO1645	5/8	1-14	30.0	1.18	48.9	1.93	16.0	0.63	80.4	3.17	
N12FO1945	3/4	1 3/16-12	36.0	1.42	62.0	2.44	21.1	0.83	114.1	4.49	
N16FO2345	1	1 7/16-12	41.0	1.61	73.3	2.89	24.0	0.94	127.3	5.01	
N20FO2745	1 1/4	1 11/16-12	50.0	1.97	111.1	4.37	42.0	1.65	175.9	6.93	
N24FO3245	1 1/2	2-12	60.0	2.36	130.5	5.14	48.0	1.89	203.4	8.01	

60 Degree

N Series

F61 - SAE Code 61 Flange 60° Elbow



Part Number	Products Description										
	Hose In-Dia	Flange Size	Flange Dia		Tail-Growth		Drop		Overall Length		
			MM	Inch	MM	Inch	MM	Inch	MM	Inch	
		A	B		C		D		E		
N12F611260	3/4	3/4	38.1	1.50	66.2	2.61	36.0	1.42	111.1	4.37	
N12F611660	3/4	1	44.5	1.75	69.7	2.74	42.1	1.66	114.6	4.51	
N16F611660	1	1	44.5	1.75	80.2	3.16	38.0	1.50	132.6	5.22	
N16F612060	1	1 1/4	50.8	2.00	88.9	3.50	58.6	2.31	143.4	5.65	
N20F612060	1 1/4	1 1/4	50.8	2.00	88.8	3.50	47.4	1.87	168.7	6.64	

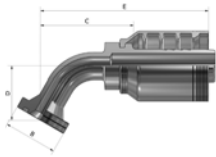


SAE100R13, SAE100R15 Four & Six Wire Spiral

60 Degree

N Series

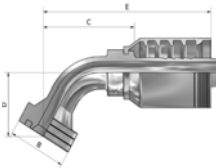
F62 - SAE Code 62 Flange 60° Elbow



Part Number	Products Description									
	Hose In-Dia	Flange Size	Flange Dia		Tail-Growth		Drop		Overall Length	
			MM	Inch	MM	Inch	MM	Inch	MM	Inch
		A	B		C		D		E	
N16F621260	1	3/4	38.1	1.50	71.5	2.81	41.6	1.63	129.9	5.11

N Series

FC62 - CAT Flange 60° Elbow

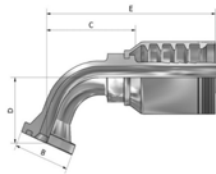


Part Number	Products Description									
	Hose In-Dia	Flange Size	Flange Dia		Tail-Growth		Drop		Overall Length	
			MM	Inch	MM	Inch	MM	Inch	MM	Inch
		A	B		C		D		E	
N20FC622060	1 1/4	1 1/4	54.0	2.13	107.8	4.24	55.2	2.17	173.1	6.81
N24FC622460	1 1/2	1 1/2	63.5	2.50	127.0	5.00	61.8	2.43	200.0	7.87

67.5 Degree

N Series

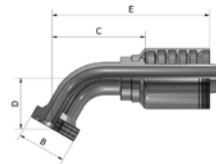
F61 - SAE Code 61 Flange 67.5° Elbow



Part Number	Products Description									
	Hose In-Dia	Flange Size	Flange Dia		Tail-Growth		Drop		Overall Length	
			MM	Inch	MM	Inch	MM	Inch	MM	Inch
		A	B		C		D		E	
N12F6112675	3/4	3/4	38.1	1.50	64.3	2.53	41.0	1.61	117.6	4.63
N12F6116675	3/4	1	44.5	1.75	66.3	2.61	44.1	1.74	111.3	4.38
N16F6116675	1	1	44.5	1.75	84.0	3.31	61.4	2.42	138.4	5.45
N16F6120675	1	1 1/4	50.8	2.00	86.1	3.39	61.4	2.42	138.4	5.45
N20F6120675	1 1/4	1 1/4	50.8	2.00	85.9	3.38	49.0	1.93	165.7	6.52

N Series

FC62 - CAT Flange 67.5° Elbow



Part Number	Products Description									
	Hose In-Dia	Flange Size	Flange Dia		Tail-Growth		Drop		Overall Length	
			MM	Inch	MM	Inch	MM	Inch	MM	Inch
		A	B		C		D		E	
N16FC6216675	1	1	47.6	1.87						

Can't find what you're looking for?

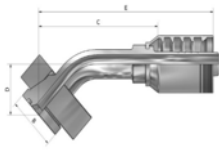
1300 654 782

SAE100R13, SAE100R15 Four & Six Wire Spiral

70 Degree

N Series

FT - Taper Flange 70° Elbow (For Heavy Duty Mining Equipment)

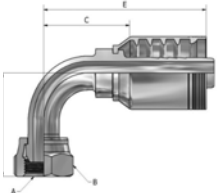


Part Number	Products Description									
	Hose In-Dia	Flange Size	Flange Dia		Tail-Growth		Drop		Overall Length	
			MM	Inch	MM	Inch	MM	Inch	MM	Inch
		A	B		C		D		E	
N20FT2070	1 1/4	1 1/4	575	2.26	179.7	7.07	96.0	3.78	245.0	9.6

90 Degree

N Series

BF - BSP Female Parallel Pipe Swivel 90° Elbow 60° Cone



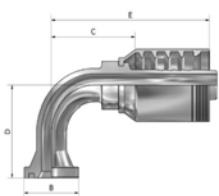
Part Number	Products Description									
	Hose In-Dia	Thread PF	Nut Hex		Tail-Growth		Drop		Overall Length	
			MM	Inch	MM	Inch	MM	Inch	MM	Inch
		A	B		C		D		E	
N12BF1290-55MM	3/4	3/4-14	36.0	1.42	58.4	2.30	64.0	2.52	110.6	4.35
N12BF1290B-36MM	3/4	3/4-14	36.0	1.42	40.5	1.59	45.0	1.77	93.1	3.67
N16BF1690-73.5MM	1	1-11	41.0	1.61	74.6	2.94	84.0	3.31	128.6	5.06
N20BF2090-88.5MM	1 1/4	1 1/4-11	50.0	1.97	95.4	3.76	101.9	4.01	160.3	6.31
N24BF2490-110MM	1 1/2	1 1/2-11	55.0	2.17	114.6	4.51	120.0	4.72	187.4	7.38
NP32BF3290-138MM	2	2-11	70.0	2.76	151.7	5.97	152.9	6.02	234.6	9.24

B = Block

NB: For 3/8 & 1/2 use L Series

N Series

F61 - SAE Code 61 Flange 90° Elbow



Part Number	Products Description									
	Hose In-Dia	Flange Size	Flange Dia		Tail-Growth		Drop		Overall Length	
			MM	Inch	MM	Inch	MM	Inch	MM	Inch
		A	B		C		D		E	
N12F611290-58MM	3/4	3/4	38.1	1.50	58.4	2.30	58.0	2.28	110.6	4.35
N12F611290L-83MM	3/4	3/4	38.1	1.50	58.1	2.29	83.0	3.27	103.0	4.06
N12F611690-58MM	3/4	1	44.5	1.75	58.4	2.30	58.0	2.28	110.6	4.35
N16F611690-70MM	1	1	44.5	1.75	71.6	2.82	70.0	2.76	125.6	4.94
N16F611690L-117MM	1	1	44.5	1.75	96.6	3.80	117.0	4.61	150.6	5.93
N16F612090-70MM	1	1 1/4	50.8	2.00	71.6	2.82	70.0	2.76	125.6	4.94
N20F612090-82MM	1 1/4	1 1/4	50.8	2.00	95.4	3.76	82.0	3.23	160.3	6.31
N20F612090L-140MM	1 1/4	1 1/4	50.8	2.00	115.4	4.54	140.0	5.51	180.3	7.10
N24F612490-104MM	1 1/2	1 1/2	60.3	2.37	114.6	4.51	104.0	4.09	187.6	7.39

L = Long Drop

NB: For 3/8 & 1/2 use L Series

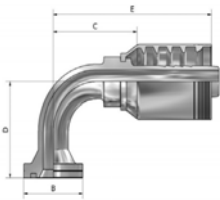


SAE100R13, SAE100R15 Four & Six Wire Spiral

90 Degree

N Series

F62 - SAE Code 62 Flange 90° Elbow



L = Long Drop
SS = Stainless Steel

NB: For 3/8 & 1/2 use
L Series

Part Number	Products Description										
	Hose In-Dia	Flange Size	Flange Dia		Tail-Growth		Drop		Overall Length		
			MM	Inch	MM	Inch	MM	Inch	MM	Inch	
			A	B	C		D		E		
N12F621290-58MM	3/4	3/4	41.3	1.63	58.1	2.29	58.0	2.28	110.6	4.35	
N12F621290L-77MM	3/4	3/4	41.3	1.63	58.1	2.29	77.0	3.03	110.6	4.35	
N12F621290L-117MM	3/4	3/4	41.3	1.63	54.7	2.15	117.0	4.60	110.2	4.34	
N12F621690-58MM	3/4	1	47.6	1.87	58.1	2.29	58.0	2.28	110.6	4.35	
N12F621690L-77MM	3/4	1	47.6	1.87	58.1	2.29	77.0	3.03	110.6	4.35	
N12F621690L-117MM	3/4	1	47.6	1.87	58.1	2.29	117.0	4.61	110.6	4.35	
N16F621290-58MM	1	3/4	41.3	1.63	63.2	2.49	58.0	2.28	117.6	4.63	
N16F621690-70MM	1	1	47.6	1.87	71.2	2.80	70.0	2.76	125.6	4.94	
N16F621690L-117MM	1	1	47.6	1.87	71.2	2.80	117.0	4.61	125.6	4.94	
N16F622090-70MM	1	1 1/4	54.0	2.13	71.2	2.80	70.1	2.76	125.6	4.94	
N16F622090L-117MM	1	1 1/4	54.0	2.13	71.2	2.80	117.0	4.61	125.6	4.94	
N20F621690-70MM	1 1/4	1	47.6	1.87			70.0	2.76			
N20F622090-82MM	1 1/4	1 1/4	54.0	2.13	95.0	3.74	82.0	3.23	160.3	6.31	
N20F622090L-120MM	1 1/4	1 1/4	54.0	2.13	95.0	3.74	120.0	4.72	160.3	6.31	
N20F622090L-200MM	1 1/4	1 1/4	54.0	2.13	95.0	3.74	200.0	7.87	160.3	6.31	
N20F622490-82MM	1 1/4	1 1/2	63.5	2.50	95.4	3.76	82.0	3.23	160.3	6.31	
N20F622490L-120MM	1 1/4	1 1/2	63.5	2.50	115.4	4.54	120.0	4.72	180.3	7.10	
N24F622090-94MM	1 1/2	1 1/4	54.0	2.13	101.1	3.98	94.0	3.70	174.1	6.85	
N24F622090L-200MM	1 1/2	1 1/4	54.0	2.13	101.1	3.98	200.0	7.87	174.1	6.85	
N24F622490-104MM	1 1/2	1 1/2	63.5	2.50	114.6	4.51	104.0	4.09	187.6	7.39	
N24F622490L-180MM	1 1/2	1 1/2	63.5	2.5			180.0	7.08			
N24F622490SS-110.5MM	1 1/2	1 1/2	63.5	2.50	126.6		110.5	4.35	221.4	8.71	
N24F622490L-180MM	1 1/2	1 1/2	63.5	2.50	114.6	4.51	180.0	7.09	187.6	7.39	
N24F623290-104MM	1 1/2	2	79.4	3.13	116.1	4.57	104.0	4.09	189.1	7.44	
NP32F623290-124MM	2	2	79.4	3.13	154.5	6.08	124.0	4.88	237.4	9.35	
NP32F623290L-159MM	2	2	79.4	3.13	154.5	6.08	159.0	6.26	237.4	9.35	

HOSE TAILS
N Series

Can't find what you're looking for?

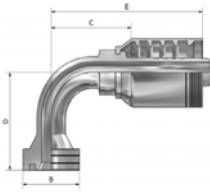
1300 654 782

SAE100R13, SAE100R15 Four & Six Wire Spiral

90 Degree

N Series

FC62 - CAT Flange 90° Elbow

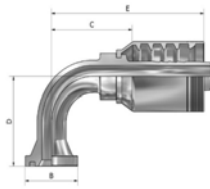


L = Long Drop

Part Number	Products Description									
	Hose In-Dia	Flange Size	Flange Dia		Tail-Growth		Drop		Overall Length	
			MM	Inch	MM	Inch	MM	Inch	MM	Inch
A	B	C	D	E						
N12FC621290-64.4MM	3/4	3/4	41.3	1.63	58.1	2.29	64.4	2.54	110.6	4.35
N12FC621290L-117MM	3/4	3/4	41.3	1.63	54.7	2.15	117.0	4.60	110.2	4.34
N12FC621690-62.7MM	3/4	1	47.6	1.87	58.1	2.29	62.7	2.47	110.6	4.35
N16FC621690-74.5MM	1	1	47.6	1.87	71.2	2.80	74.5	2.93	125.6	4.94
N16FC622090-74.5MM	1	1 1/4	54.0	2.13	71.2	2.80	74.5	2.93	125.6	4.94
N20FC622090-86.5MM	1 1/4	1 1/4	54.0	2.13	95.0	3.74	86.5	3.41	160.3	6.3
N20FC622490-86.5MM	1 1/4	1 1/2	63.5	2.50			86.5	3.41		
N20FC622490L-200MM	1 1/4	1 1/2	63.5	2.50	95.0	3.74	200.0	7.87	160.3	6.31
N24FC622490-104MM	1 1/2	1 1/2	63.5	2.50	114.6	4.51	104.0	4.09	187.6	7.4

N Series

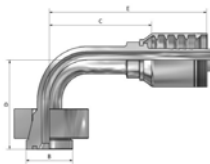
LT - LeTourneau Flange 90° Elbow



Part Number	Products Description									
	Hose In-Dia	Flange Size	Flange Dia		Tail-Growth		Drop		Overall Length	
			MM	Inch	MM	Inch	MM	Inch	MM	Inch
A	B	C	D	E						
N24LT2490-104MM	1 1/2	1 1/2	60.3	2.37	108.6	4.27	104	4.09	223.0	8.78
NP32LT3290-125MM	2	2	71.42	2.81	145.7	5.74	125	4.92	243.5	9.59

N Series

FT - Taper Flange 90° Elbow (For Heavy Duty Mining Equipment)



L = Long Drop

Part Number	Products Description									
	Hose In-Dia	Flange Size	Flange Dia		Tail-Growth		Drop		Overall Length	
			MM	Inch	MM	Inch	MM	Inch	MM	Inch
A	B	C	D	E						
N16FT1690-90MM	1	1	49.5	1.95	99.6	3.92	90.0	3.54	158.0	6.22
N16FT2090-100MM	1	1 1/4	57.5	2.26	99.6	3.92	100.0	3.94	158.0	6.22
N20FT2090-120MM	1 1/4	1 1/4	57.5	2.26	135.7	5.34	120.0	4.72	207.0	8.1
N20FT2090L-160MM	1 1/4	1 1/4	57.5	2.26	135.7	5.34	160.0	6.30	207.0	8.1
N20FT2490-120MM	1 1/4	1 1/2	68.5	2.70	135.7	5.34	120.0	4.72	207.0	8.1
N24FT2490-140MM	1 1/2	1 1/2	68.5	2.70	155.0	6.10	140.0	5.51	234.0	9.2
N24FT3290-160MM	1 1/2	2	83.5	3.29	155.0	6.10	160.0	6.30	234.0	9.21
NP32FT2490-180MM	2	1 1/2	68.5	2.70	118.5	4.66	180.0	7.09	207.4	8.16
NP32FT3290-150MM	2	2	83.5	3.29	169.7	6.68	150.0	5.91	274.0	10.79

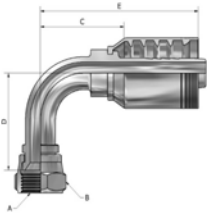


SAE100R13, SAE100R15 Four & Six Wire Spiral

90 Degree

N Series

JF - JIC Female 37° Swivel 90° Elbow



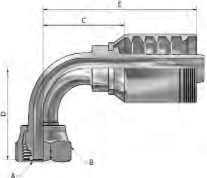
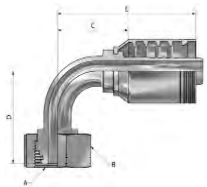
L = Long Drop
B = Block

NB: For 3/8 & 1/2 use L Series

Part Number	Products Description										
	Hose In-Dia	Thread UNF	Nut Hex		Tail-Growth		Drop		Overall Length		
			MM	Inch	MM	Inch	MM	Inch	MM	Inch	
	A	B		C		D		E			
N10JF1490L-66MM	5/8	7/8-14	25.4	1.00	46.5	1.83	66.0	2.59	78.0	3.07	
N12JF1790-62MM	3/4	1 1/16-12	31.8	1.25	58.4	2.30	62.0	2.44	110.6	4.35	
N12JF1790B-30MM	3/4	1 1/16-12	31.8	1.25			30.0	1.18			
N16JF2190-74MM	1	1 5/16-12	38.1	1.50	71.6	2.82	74.0	2.91	125.6	4.94	
N16JF2190L-110MM	1	1 5/16-12	38.1	1.50	71.6	2.82	110	4.33	125.6	4.94	
N20JF2690-85MM	1 1/4	1 5/8-12	50.0	1.97	95.4	3.76	85.0	3.35	160.3	6.31	
N20JF2690L-130MM	1 1/4	1 5/8-12	50.0	1.97	115.0	4.53	130.0	5.12	180.3	7.10	
N24JF3090-110MM	1 1/2	1 7/8-12	55.0	2.17	114.5	4.51	110.0	4.33	187.5	7.38	
NP32JF4090-136MM	2	2 1/2-12	73.0	2.87	151.7	5.97	136.0	5.35	234.6	9.24	

N Series

MF - O-Ring Metric Female 90° Elbow 24° Cone

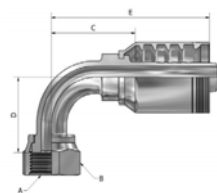


(S) = Heavy Series Metric
(B) = Block
NB: For 3/8 & 1/2 use L Series

Part Number	Products Description										
	Hose In-Dia	DIN	Thread METRIC	Nut Hex		Tail-Growth		Drop		Overall Length	
				MM	Inch	MM	Inch	MM	Inch	MM	Inch
	A	B		C		D		E			
N10MF02030B90-52MM	5/8	(S)	M30*2.0P	36.0	1.42	48.5	1.91	52.0	2.05	80.00	3.15
N10MF02536B90-59MM	5/8	(S)	M36*2.0P	46.0	1.81			59.0	2.32		
N12MF02030B90-60.6MM	3/4	(S)	M30*2.0P	36.0	1.42	57.8	2.28	60.6	2.39	110.6	4.35
N12MF02536B90-65MM	3/4	(S)	M36*2.0P	46.0	1.81	53.7	2.11	65.0	2.56	106.5	4.19
N16MF02536B90-70MM	1	(S)	M36*2.0P	46.0	1.81	74.6	2.94	70.0	2.76	128.6	5.06
N16MF03042B90-75MM	1	(S)	M42*2.0P	50.0	1.97	69.6	2.74	75.0	2.95	123.6	4.87
N20MF03852B90-100MM	1 1/4	(S)	M52*2.0P	60.0	2.36	95.4	3.76	100.0	3.94	160.3	6.31

N Series

FO - Female O-Ring Face Seal Swivel 90° Elbow



L = Long Drop

Part Number	Products Description										
	Hose In-Dia	Thread UNF	Nut Hex		Tail-Growth		Drop		Overall Length		
			MM	Inch	MM	Inch	MM	Inch	MM	Inch	
	A	B		C		D		E			
N10FO1690L-70MM	5/8	1-14	36.0	1.42	47.5	1.87	70.0	2.75	79.0	3.11	
N10FO1990-43MM	5/8	1 3/16-12	36.0	1.42			43.0	1.69			
N12FO1990-48MM	3/4	1 3/16-12	36.0	1.42	58.4	2.30	48.0	1.89	110.6	4.35	

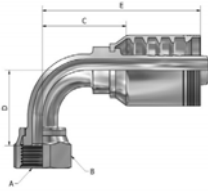
Continued on following page...

SAE100R13, SAE100R15 Four & Six Wire Spiral

90 Degree

N Series

FO - Female O-Ring Face Seal Swivel 90° Elbow *Continued...*



L = Long Drop

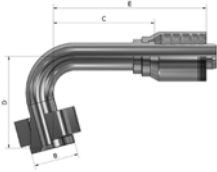
NB: For 3/8 & 1/2 use L Series

Part Number	Products Description										
	Hose In-Dia	Thread UNF	Nut Hex		Tail-Growth		Drop		Overall Length		
			MM	Inch	MM	Inch	MM	Inch	MM	Inch	
	A	B		C		D		E			
N12FO1990L-96MM	3/4	1 3/16-12	36.0	1.42	58.4	2.30	96.0	3.78	110.6	4.35	
N12FO2390-56MM	3/4	1 7/16-12	41.0	1.61	58.1	2.29	56.0	2.2	110.6	4.35	
N16FO2390-56MM	1	1 7/16-12	41.0	1.61	70.6	2.78	56.0	2.20	124.6	4.91	
N16FO2390L-114MM	1	1 7/16-12	41.0	1.61	71.2	2.80	114.0	4.49	125.6	4.94	
N20FO2790-82MM	1 1/4	1 11/16-12	50.0	1.97	95.4	3.76	82.0	3.23	160.3	6.31	
N20FO2790L-129MM	1 1/4	1 11/16-12	50.0	1.97	115.4	4.54	129.0	5.08	180.3	7.10	
N24FO3290-101MM	1 1/2	2-12	60.0	2.36	114.8	4.52	101.0	3.98	187.6	7.39	

105 Degree

N Series

FT - Taper Flange 105° Elbow (For Heavy Duty Mining Equipment)

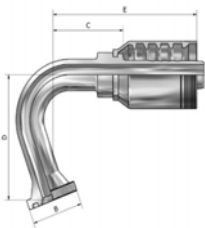


Part Number	Products Description										
	Hose In-Dia	Flange Size	Flange Dia		Tail-Growth		Drop		Overall Length		
			MM	Inch	MM	Inch	MM	Inch	MM	Inch	
	A	B		C		D		E			
N24FT24105	1 1/2	1 1/2	68.5	2.70	155.0	6.10	140.0	5.51	234.0	9.2	

110 Degree

N Series

F61 - SAE Code 61 Flange 110° Elbow



Part Number	Products Description										
	Hose In-Dia	Flange Size	Flange Dia		Tail-Growth		Drop		Overall Length		
			MM	Inch	MM	Inch	MM	Inch	MM	Inch	
	A	B		C		D		E			
N12F6112110	3/4	3/4	38.1	1.50	56.7	2.23	84.0	3.31	108.9	4.29	
N12F6116110	3/4	1	44.5	1.75	56.7	2.23	84.0	3.31	108.9	4.29	
N16F6116110	1	1	44.5	1.75	63.7	2.51	94.0	3.70	117.7	4.63	
N16F6120110	1	1 1/4	50.8	2.00	67.7	2.67	94.0	3.70	121.7	4.79	
N20F6120110	1 1/4	1 1/4	50.8	2.00	61.9	2.44	104.0	4.09	141.7	5.58	

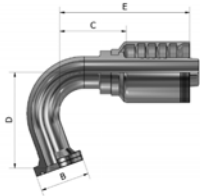


SAE100R13, SAE100R15 Four & Six Wire Spiral

110 Degree

N Series

F62 - SAE Code 62 Flange 110° Elbow



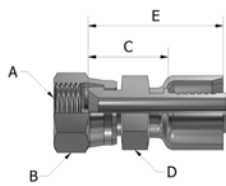
Part Number	Products Description									
	Hose In-Dia	Flange Size	Flange Dia		Tail-Growth		Drop		Overall Length	
			MM	Inch	MM	Inch	MM	Inch	MM	Inch
N20F6220110	1 1/4	1 1/4	54.0	2.13	76.4	3.01	104.0	4.09	141.7	5.58

SAE100R14 Stainless PTFE

Straight

C Series

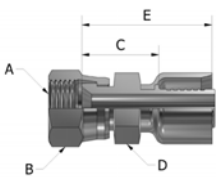
JF - JIC Female 37° Swivel Straight



Part Number	Products Description									
	Hose In-Dia	Thread UNF	Nut Hex		Tail-Growth		Nipple Hex		Overall Length	
			MM	Inch	MM	Inch	MM	Inch	MM	Inch
C03JF07	3/16	7/16-20	14.3	0.56			14.3	0.56		
C04JF07	1/4	7/16-20	14.3	0.56			14.3	0.56		
C04JF09	1/4	9/16-18	16.9	0.66			15.8	0.61		
C06JF09	3/8	9/16-18	17.46	0.68			17.46	0.68		
C06JF12	3/8	3/4-16	21.7	0.85			21.7	0.85		
C08JF12	1/2	3/4-16	22.22	0.87	37.0	1.46	20.6	0.81	54.8	2.16
C08JF14	1/2	7/8-14	25.4	1.00			22.2	0.87		
C10JF14	5/8	7/8-14	25.4	1.00	39.9		22.2	0.87		
C10JF17	5/8	1 1/16-12	32.0	1.26			25.4	1.00		
C12JF17	3/4	1 1/16-12	32.0	1.26			25.4	1.00		
C16JF21	1	1 5/16-12	38.1	1.50			35.0	1.37		

C Series

SF - SAE Female Straight



Part Number	Products Description									
	Hose In-Dia	Thread UNF	Nut Hex		Tail-Growth		Nipple Hex		Overall Length	
			MM	Inch	MM	Inch	MM	Inch	MM	Inch
C06SF10	3/8	5/8-18	19.0	0.74			17.5	0.68		
C10SF17	5/8	1 1/16-14	32.0	1.25			25.4	1.00		
C12SF17	3/4	1 1/16-14	32.0	1.25			25.4	1.00		

Can't find what you're looking for?

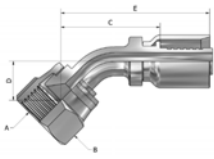
1300 654 782

SAE100R14 Stainless PTFE

45 Degree

C Series

JF - JIC Female 37° Swivel 45° Elbow

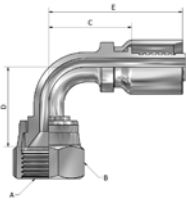


Part Number	Products Description									
	Hose In-Dia	Thread UNF	Nut Hex		Tail-Growth		Drop		Overall Length	
			MM	Inch	MM	Inch	MM	Inch	MM	Inch
		A	B		C		D		E	
C06JF1245	3/8	3/4-16	22.2	0.87	35.16	1.40	14.0	0.55	53.4	2.1

90 Degree

C Series

JF - JIC Female 37° Swivel 90° Elbow



Part Number	Products Description									
	Hose In-Dia	Thread UNF	Nut Hex		Tail-Growth		Drop		Overall Length	
			MM	Inch	MM	Inch	MM	Inch	MM	Inch
		A	B		C		D		E	
C04JF0790-21MM	1/4	7/16-20	14.3				21.0	0.82		
C04JF0990-22MM	1/4	9/16-18	17.5				22.0	0.86		
C06JF0990-26MM	3/8	9/16-18	17.5				26.0	1.02		
C06JF1290-28MM	3/8	3/4-16	22.2		29.2	1.14	28.0	1.10	47.0	1.85
C08JF1290-31MM	1/2	3/4-16	22.2				31.0	1.22		
C08JF1490-31MM	1/2	7/8-14	25.4				31.0	1.22		
C12JF1790-53MM	3/4	1 1/16-12	31.8				53.0	2.08		



Waterblast

Straight

Waterblast

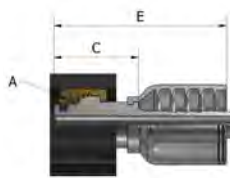
KA - Karcher Pressure Wash Straight - Two Piece



Part Number	Products Description									
	Hose In-Dia	Thread METRIC	Nut Hex		Tail-Growth		Nipple Hex		Overall Length	
			MM	Inch	MM	Inch	MM	Inch	MM	Inch
	A	B		C		D		E		
G04KA22	1/4	M22*1.5P								
G05KA22	5/16	M22*1.5P								
G06KA22	3/8	M22*1.5P								

Waterblast

KA - Karcher Pressure Wash Straight



Part Number	Products Description									
	Hose In-Dia	Thread METRIC	Nut Hex		Tail-Growth		Nipple Hex		Overall Length	
			MM	Inch	MM	Inch	MM	Inch	MM	Inch
	A	B		C		D		E		
K04KA22	1/4	M22*1.5P								
K05KA22	5/16	M22*1.5P								
K06KA22	3/8	M22*1.5P								

Waterblast
HOSE TAILS

Can't find what you're looking for?

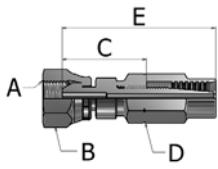
1300 654 782

Grease Hose Field Attachable

Straight

GH Series

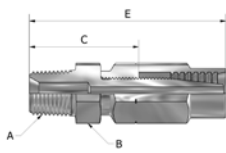
BF - BSP Female Parallel Pipe Swivel Straight 60° Cone



Part Number	Products Description									
Hose In-Dia	Thread PF	Nut Hex		Tail-Growth		Nipple Hex		Overall Length		
		MM	Inch	MM	Inch	MM	Inch	MM	Inch	
	A	B		C		D		E		
GH02BF02	1/8									

GH Series

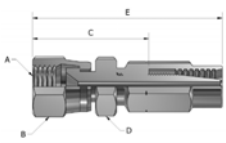
BM - BSP Male Taper Pipe Straight 60° Cone



Part Number	Products Description									
Hose In-Dia	Thread PT	Nut Hex		Tail-Growth		Nipple Hex		Overall Length		
		MM	Inch	MM	Inch	MM	Inch	MM	Inch	
	A	B		C		D		E		
GH02BM02	1/8	1/8-28			24.5	0.95	12.0	0.47	44	1.73

GH Series

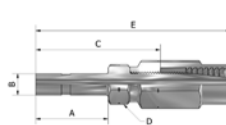
JF - JIC Female 37° Swivel Straight



Part Number	Products Description									
Hose In-Dia	Thread UNF	Nut Hex		Tail-Growth		Nipple Hex		Overall Length		
		MM	Inch	MM	Inch	MM	Inch	MM	Inch	
	A	B		C		D		E		
GH02JF07	1/8	7/16-20	14.3	0.56	30.7	1.21	14.0	0.55	50.2	1.98

GH Series

SP - Stand Pipe Male Straight

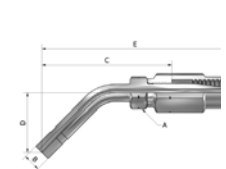


Part Number	Products Description									
Hose In-Dia	SP OD	Nut Hex		Tail-Growth		Nipple Hex		Overall Length		
	MM	MM	Inch	MM	Inch	MM	Inch	MM	Inch	
	A	B		C		D		E		
GH02SP06	1/8	6.0			34.6	1.36	10.0	0.39	54.1	2.13
GH02SP08	1/8	8.0			36.5	1.44	12.0	0.47	55.5	2.18

45 Degree

GH Series

SP - Stand Pipe Male 45°



Part Number	Products Description									
Hose In-Dia	SP OD	Nut Hex		Tail-Growth		Drop		Overall Length		
	MM	MM	Inch	MM	Inch	MM	Inch	MM	Inch	
	A	B		C		D		E		
GH02SP0645	1/8	6.0	10.0	0.39	45.0	1.77	20.5	0.8	64.0	2.52

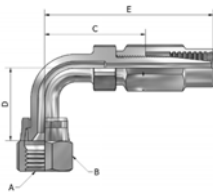


Grease Hose Field Attachable

90 Degree

GH Series

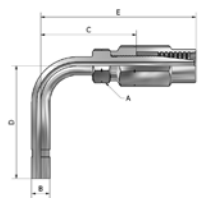
JF - JIC Female 37° Swivel 90° Elbow



Part Number	Products Description									
	Hose In-Dia	Thread UNF	Nut Hex		Tail-Growth		Drop		Overall Length	
A		B	MM	Inch	MM	Inch	MM	Inch	MM	Inch
GH02JF0790-21MM	1/8	7/16-20	14.3	0.56	29.0	1.14	21.0	0.83	48.5	1.91

GH Series

SP - Stand Pipe Male 90°

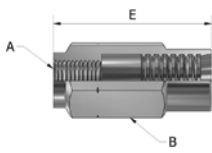


Part Number	Products Description									
	Hose In-Dia	SP OD	Nut Hex		Tail-Growth		Drop		Overall Length	
A		B	MM	Inch	MM	Inch	MM	Inch	MM	Inch
GH02SP0690-37MM	1/8	6.0	10.0	0.39	31.5	1.24	37.0	1.46	51.0	2.0

Shells

GH Series

Grease Shell



Part Number	Products Description									
	Hose In-Dia	Thread UNF	Nut Hex		Tail-Growth		Drop		Overall Length	
B			C	MM	Inch	MM	Inch	MM	Inch	
GH02SHELL			12	0.47					28.0	1.10

GH Series
HOSE TAILS

Can't find what you're looking for?

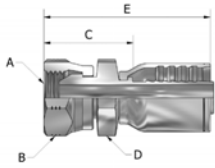
1300 654 782

Grease Hose Tails - Crimp On

Straight

J Series

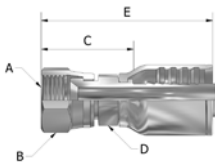
BF - BSP Female Parallel Pipe Swivel Straight 60° Cone



Part Number	Products Description									
Hose In-Dia	Thread BSP	Nut Hex		Tail-Growth		Nipple Hex		Overall Length		
		MM	Inch	MM	Inch	MM	Inch	MM	Inch	
	A	B		C		D		E		
J02BF02	1/8	1/8-28	14.0	0.55						
J02BF04	1/8	1/4-19	19.0	0.74						

J Series

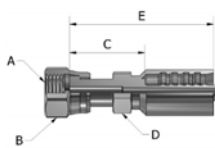
JF - JIC Female 37° Swivel Straight



Part Number	Products Description									
Hose In-Dia	Thread UNF	Nut Hex		Tail-Growth		Nipple OD		Overall Length		
		MM	Inch	MM	Inch	MM	Inch	MM	Inch	
	A	B		C		D		E		
J02JF07	1/8	7/16-20	14.3	0.56						

J Series

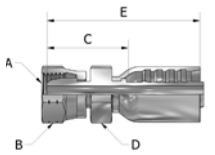
FO - Female O-Ring Face Seal Swivel Straight



Part Number	Products Description									
Hose In-Dia	Thread UNF	Nut Hex		Tail-Growth		Nipple OD		Overall Length		
		MM	Inch	MM	Inch	MM	Inch	MM	Inch	
	A	B		C		D		E		
J02FO09	1/8	9/16-18	17.5	0.69	29.0	1.14	14.3	0.56		

J Series

MF - Metric Female Ball Nose

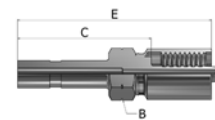


(LL) = Extra Light Series Metric
(S) = Heavy Series Metric

Part Number	Products Description									
Hose In-Dia	DIN	Thread Metric	Nut Hex		Tail-Growth		Nipple Hex		Overall Length	
			MM	Inch	MM	Inch	MM	Inch		
		A	B		C		D			
J02MF0610C	1/8	(LL) M10*1P	11.6	0.45						
J02MF0614A	1/8	(S) M14*1.5P	15.8	0.62			14.0	0.55		

J Series

SP - Stand Pipe Straight



Part Number	Products Description									
Hose In-Dia	Length	OD		Tail-Growth		Overall Length				
		MM	Inch	MM	Inch	MM	Inch			
				B		C				
J02SP06	1/8	22.0	0.87	6.0	0.24					

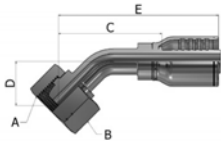


Grease Hose Tails - Crimp On

45 Degree

J Series

MF - Metric Female Ball Nose 45° Elbow 24° Cone

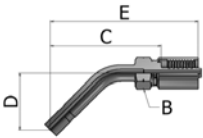


Part Number	Hose In-Dia	DIN	Thread METRIC		Nut Hex		Tail-Growth		Drop		Overall Length	
					MM	Inch	MM	Inch	MM	Inch	MM	Inch
			A	B	C		D		E			
J02MF0610C45	1/8	(LL)	M10*1P		11.6	0.45						

(LL) = Extra Light Series Metric

J Series

SP - Stand Pipe 45° Elbow

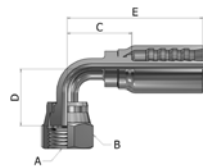


Part Number	Products Description										
	Hose In-Dia	OD		Tail-Growth		Drop		Overall Length			
		MM	Inch	MM	Inch	MM	Inch	MM	Inch		
		B		C		D		E			
J02SP0645	1/8	6.0	0.24								

90 Degree

J Series

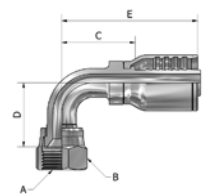
BF - BSP Female Parallel Pipe Swivel 90° Elbow 60° Cone



Part Number	Products Description										
	Hose In-Dia	Thread PF	Nut Hex		Tail-Growth		Drop		Overall Length		
			MM	Inch	MM	Inch	MM	Inch	MM	Inch	
A		B	C		D		E				
J02BF0290-25MM	1/8	1/8-28	14.0	0.55			25.0	0.98			

J Series

JF - JIC Female 37° Swivel 90° Elbow



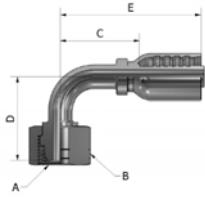
Part Number	Products Description										
	Hose In-Dia	Thread UNF	Nut Hex		Tail-Growth		Drop		Overall Length		
			MM	Inch	MM	Inch	MM	Inch	MM	Inch	
A		B	C		D		E				
J02JF0790-21.1MM	1/8	7/16-20	14.3	0.56	24.2	0.95	21.1	0.83			

Grease Hose Tails - Crimp On

90 Degree

J Series

MF - Metric Female Ball Nose 90° Elbow

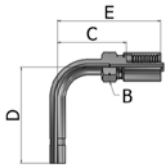


(LL) = Extra Light Series Metric

Part Number	Products Description										
	Hose In-Dia	DIN	Thread Metric	Nut Hex		Tail-Growth		Drop		Overall Length	
A			B	MM	Inch	MM	Inch	MM	Inch	MM	Inch
J02MF0610C90-23.8MM	1/8	(LL)	M10*1P	11.6	0.45			23.8	0.93		

J Series

SP - Stand Pipe 90° Elbow



Part Number	Products Description									
	Hose In-Dia	OD		Tail-Growth		Drop		Overall Length		
		MM	Inch	MM	Inch	MM	Inch	MM	Inch	
J02SP0690-37MM	1/8	B		C		D		E		





STOCKS YOU CAN COUNT ON

Taipan has a goal of 100% supply rate. We aim to have whatever you need from our standard range, whenever you need it. We know it is a big ask but we can assure you that we are constantly working on it.

Cooperation and communication with our customers set us above our competitors. Taipan encourages great working relationships with suppliers and customers to reduce availability problems, delays, and quality issues.

We stock over 7000 hose, hose tail, adaptor and accessory products at our distribution hubs in

Caboolture, Rocklea, Melbourne, Perth and Adelaide. Our international supply chain includes over 50 hand picked, world-class component manufacturers in 17 countries across Europe, North America and Asia-Pacific.

www.taipan.com.au



TAIPAN
Hydraulic Hose Systems



SECTION 3 ADAPTORS



ADAPTOR IDENTIFICATION KEY

SAMPLE				
Q	EB	KL	09	45
	Adaptor Type	Thread Style	Thread Size	Angled (if required)

Notes: Each thread will have a code letter (refer following). If all of the threads are the same style, only one letter is required (e.g. QEBEE0604 can be shortened to QEBE0604). Thread should be in alphabetical order regardless of thread size (e.g. QAAB0402 not QABA0204) The thread size is in 1/16" increments i.e. 1 1/16 is 17, metric sizing is as per L (DIN Light) or S (DIN Heavy) i.e. L10 or S10. As with the thread style letters, you may shorten where all of the threads are the same size. Do not shorten letters for Tees where only two of the three threads are similar as this will cause confusion (E.G. QTEEEE020202 can be shortened to QTEE02 but QTEKLL070909 should be shown as such).

Distributor Indicator (1st letter) Q = Taipan

Adaptor Type (2nd Letter Group)		Thread Style (3rd/4th Letter Group)	
A	Straight Adaptor	A	BSPP Female
B	Bulkhead Fitting	B	BSPT Female
C	Cap	BJ	Banjo Imperial
CR	Cross	C	BSP Flat Face
EB	Elbow Block (short)	D	BSPP Male
EBB	Bulkhead 90 Deg	E	BSPT Male
EL	Elbow Tube (long)	F	Code 61
ET	Elbow Tube	G	Code 62
FB	Flange Blank	H	JIS Imperial BSPP Female (Mitsubishi)
FC	Flange Clamp	J	JIS Imperial BSPP Male (Mitsubishi)
LEB	Long Drop Block Elbow	K	JIC Female
NE	Extended Nipple	L	JIC Male
NI	Nipple	M	JIS Metric Female (Komatsu)
NU	Nut	MBJ	Banjo Metric
P	Plug	N	JIS Metric Male (Komatsu)
R	Reducer	P	UN O'Ring Male (SAE O'Ring)
S	Socket	PF	UN O'Ring Female (SAE O'Ring)
TE	Tee	Q	Metric Female
WF	Weld On - Female	R	Metric Male Port
WM	Weld On - Male	S	Solid Female
		SF	SAE Female
		SM	SAE Male
		SP	Stand Pipe
		T	NPT Female
		U	NPT Male
		V	ORFS Female
		W	ORFS Male
		X	Low Pressure

Tube Fitting Type (2nd Letter Group)	
TI	Tube Fittings Imperial
TM	Tube Fittings Metric

Tube size always comes first and may be L (Light DIN) or S (Heavy DIN) as per original manufacturers part number.

ADAPTOR IDENTIFICATION KEY

For Compression / Flare Fittings (3rd Letter Group)

A	Straight Male x Male
A1	Elbow Male
A2	Elbow Female Swivel x Male
A3	Run Tee Female Swivel x Male x Male
A4	Branch Tee Male x Male x Female Swivel
A6	Cap Insert
A7	Nut Metric
A8	Male Tube Blank
A9K	Flare Nut
A10K - M	Flare Sleeve K - JIC or M - Metric
A11	Cutting Ring
A12	Male Tee
A15	Bulkhead
A16	Metric Female Swivel
A17	Metric Female Swivel x Metric Male

Flange Block Key

BF1FA-O	Code 61 to Imperial Pipe with O'Ring groove and clearance holes
BF1FB-UNC	Code 61 to Imperial Pipe with UNC tapped holes
BF2FA-O	Code 61 to Imperial Tube with O'Ring groove and clearance holes
BF2FB-UNC	Code 61 to Imperial Tube with UNC tapped holes
BF3FA-O	Code 61 to BSPP Female with O'Ring groove and clearance holes
BF3FB-UNC	Code 61 to BSPP Female with UNC tapped holes
BF3GA-O	Code 62 to BSPP Female with O'Ring groove and clearance holes
BF3GB-UNC	Code 62 to BSPP Female with UNC tapped holes
BF4AF	Side Port Adaptor Code 61 X BSPP
BF7FL-O	Code 61 X JIC Male with O'Ring groove and clearance holes
BF7GL-O	Code 62 X JIC Male with O'Ring groove and clearance holes
BF8GP-O	Code 62 X UNO Female with O'Ring groove and clearance holes

Adaptors

Straight

Banjo x JIC

BSP Banjo x JIC



QABJL | Page 179

Metric Banjo x JIC



QALMBJ | Page 179

Banjo Bolts

BSPP M



BANJO B-BSP
Page 179

Metric M



BANJO B-M
Page 180

Bulkhead

BSPP M Bulkhead



QBD | Page 180

BSPP M x JIC M Bulkhead



QBDL | Page 181

JIC M Bulkhead



QBL | Page 181

JIC M Bulkhead x NPT F



QBLTS | Page 181

ORFS M Bulkhead



QBW | Page 181

Bulkhead Nut



QNUA | Page 182

JIC Nut



QNUK | Page 182

ORFS Nut



QNUV | Page 182

Flange

BSPP M x Code 61



QADF | Page 182

Code 61 x JIC M



QAFL | Page 183

Code 62 x JIC M



QAGL | Page 183

Code 62 x ORFS M



QAGW | Page 184

Male/Female Solid

BSPP F Solid x JIS BSP M



QAASJ | Page 184

BSPP F Solid x BSPP M



QAASD | Page 184



Adaptors

<p>BSPP F x BSPP M</p>  <p>QRASD Page 210</p>	<p>BSPT F x BSPP M</p>  <p>QRBSD Page 211</p>	<p>BSPP M x JIC F</p>  <p>QADKS Page 184</p>	<p>BSPT F x BSPT M</p>  <p>QRBSE Page 211</p>	<p>BSPT F x BSPT M</p>  <p>QABSE Page 185</p>	
<p>BSPT F x JIC M</p>  <p>QABSL Page 185</p>	<p>BSPT F x UNO M</p>  <p>QABSP Page 186</p>	<p>BSPT M x NPT F</p>  <p>QAETS Page 186</p>	<p>BSPT M x UNO F</p>  <p>QAEFFS Page 186</p>	<p>JIC F x JIC M</p>  <p>QAKSL & QAKSL ORIFICE Page 186</p>	
<p>JIC F x JIC M</p>  <p>QQRSL Page 212</p>	<p>JIC M x NPT F</p>  <p>QALTS Page 187</p>	<p>NPT F x NPT M</p>  <p>QRTSU Page 213</p>	<p>NPT F x NPT M</p>  <p>QATSU Page 188</p>	<p>Metric F x JIS BSP M</p>  <p>QAQSI Page 188</p>	
<p>UNO F x UNO M</p>  <p>QAPFSP Page 188</p>	<p>Female Swivel x Female Swivel</p>		<p>JIC F S/W x JIC F S/W</p>  <p>QAK Page 188</p>	<p>Female Swivel x Female Solid</p>	<p>BSPP F S/W x BSPT F</p>  <p>QAABS Page 189</p>
<p>JIC F x NPT F</p>  <p>QAKTS Page 189</p>	<p>Male/Female Swivel</p>		<p>BSPP F S/W x BSPP M</p>  <p>QAAD Page 189</p>	<p>BSPP F S/W x BSPT M</p>  <p>QAAE Page 190</p>	<p>BSP F S/W x JIC M</p>  <p>QAAL Page 190</p>

Adaptors

BSPP F S/W x UNO M



QAAP | Page 191

BSPP M x JIC F S/W



QADK | Page 191

BSPP M x ORFS F



QADV | Page 192

BSPT M x JIC F S/W



QAEK | Page 192

BSPT M x ORFS F S/W



QAEV | Page 192

JIC F x JIC M



QAKL | Page 193

JIC F S/W x NPT M



QAKU | Page 193

JIC F S/W x UNO M



QAKP | Page 194

JIC F S/W x ORFS M



QAKW | Page 193

JIC M x ORFS F S/W



QALV | Page 194

ORFS F S/W x ORFS M



QAVW | Page 194

NPT F S/W x NPT M



QATU | Page 194

Nipple

BSPP M x BSPP M



QNID | Page 195

BSPP M x BSPT M



QNIDE | Page 195

BSPP M x JIC M



QNIDL | Page 196

BSPP M x JIS M
Komatsu



QNIDN | Page 197

BSPP M x JIC M
Extended



QNEDL | Page 198

BSPP M x NPT M



QNIDU | Page 198

BSPP M x ORFS M



QNIDW | Page 198

BSPT M



QNIE | Page 199

BSPT M x JIC M



QNIEL | Page 200

BSPT M x JIS M
Metric Komatsu



QNIEN | Page 201

BSPT M x Metric M Port



QNIER | Page 201

BSPT M x NPT M



QNIEU | Page 202

Adaptors

<p>BSPT M x ORFS M</p>  <p>QNI EW Page 202</p>	<p>BSPT M x SAE M</p>  <p>QNI ES M Page 202</p>	<p>BSPT M x UNO M</p>  <p>QNI EP Page 202</p>	<p>JIC M x JIS Komatsu M</p>  <p>QNI LN Page 203</p>	<p>JIS BSP M x JIC M</p>  <p>QNI JL Page 203</p>
<p>JIC M x JIC M</p>  <p>QNI L Page 203</p>	<p>JIC M x Metric M Port</p>  <p>QNI LR Page 204</p>	<p>JIC M x NPT M</p>  <p>QNI LU Page 205</p>	<p>JIC M x ORFS M</p>  <p>QNI LW Page 206</p>	<p>JIC M x UNO M</p>  <p>QNI LP Page 206</p>
<p>JIC M x UNO M Extended</p>  <p>QNI LP Page 208</p>	<p>Metric M Port x ORFS M</p>  <p>QNI RW Page 208</p>	<p>ORFS M x ORFS M</p>  <p>QNI W Page 209</p>	<p>NPT M x NPT M</p>  <p>QNI U Page 208</p>	<p>SAE M x NPT M</p>  <p>QNI SM U Page 209</p>
<p>SAE M x SAE M</p>  <p>QNI SM Page 209</p>	<p>UNO M x ORFS M</p>  <p>QNI PW Page 210</p>	<p>Reducing Bush</p>		<p>BSPP F x BSPP M</p>  <p>QNI ASD Page 210</p>
<p>BSPT F x BSPT M</p>  <p>QNI BSE Page 211</p>	<p>JIC F x JIC M</p>  <p>QNI KSL Page 212</p>	<p>NPT F x NPT M</p>  <p>QNI RTSU Page 213</p>	<p>ORFS F S/W x ORFS M</p>  <p>QNI RVW Page 213</p>	<p>MORE PRODUCTS COMING SOON</p>

Adaptors

Socket

BSPP F



QSA | Page 214

BSPT F



QSB | Page 214

NPT F



QST | Page 215

UNO F



QSPF | Page 215

45 Degree Elbows

Elbow Block

BSPP F
S/W x BSPT M



QEBAE | Page 216

BSPP M x BSPT M



QEBDE | Page 216

BSPP M x JIC M



QEBDL | Page 216

BSPT F x BSPT F



QEBBS | Page 217

BSPT F x BSPT M



QEBBSE | Page 217

BSPT M x BSPT M



QEBE | Page 217

BSPT M x JIC M



QEBEL | Page 218

BSPT M x UNO M



QEBEP | Page 218

JIC F S/W x JIC M



QEBKL | Page 219

JIC F S/W x UNO M



QEBKP | Page 219

JIC M x NPT M



QEBLU | Page 219

JIC M x UNO M



QEBLP | Page 220

NPT F x NPT F



QEBTS | Page 220

NPT F x NPT M



QEBTSU | Page 220

NPT M x NPT M



QEBU | Page 221

ORFS F S/W x ORFS M



QEBVW | Page 221

UNO M x ORFS M
























QEBPW | Page 221

MORE PRODUCTS
COMING SOON



Adaptors

Elbow Tube	Code 61 x JIC M	Code 62 x JIC M	Code 62 x ORFS M	JIC F x JIC M
				
	QETFL Page 221	QETGL Page 222	QETGW Page 222	QETKL Page 222
90 Degree Elbows	Bulkhead	JIC M Bulkhead x JIC M	Elbow Block	BSPP F S/W x BSPT M
				
		QEBLL Page 223		QEBAE Page 223
BSPP S/W F/M x UNO M	BSPP M x BSPT M	BSPP M x JIC M	BSPP M x ORFS M	BSPT F x BSPT F
				
QEBAP Page 223	QEBDE Page 224	QEBDL Page 224	QEBDW Page 225	QEBBS Page 225
BSPT F x BSPT M	BSPT M x BSPT M	BSPT M x JIC F S/W	BSPT M x JIC M	BSPT M x UNO M
				
QEBSE Page 226	QEBE Page 226	QEBEK Page 227	QEBEL Page 227	QEBEP Page 228
JIC F S/W x JIC M	JIC F S/W x UNO M	JIC M x JIC M	JIC M x Metric M Port	JIC M x NPT M
				
QEBKL Page 228	QEBKP Page 229	QEBL Page 229	QEBLR Page 230	QEBLU Page 230

Adaptors

JIC M x UNO M



QEBLP | Page 231

JIS F S/W Metric
Komatsu x JIS M



QEBMN | Page 232

JIS BSPP F S/W x JIS
BSPP M



QEBHJ | Page 232

NPT F x NPT F



QEBTS | Page 232

NPT F x NPT M



QEBTSU | Page 232

NPT F S/W x NPT M



QEBTU | Page 233

NPT M x NPT M



QEBU | Page 233

NPT M x ORFS M



QEBUW | Page 233

ORFS F S/W x ORFS M



QEBVW | Page 233

ORFS M x ORFS M



QEBW | Page 234

SAE F S/W x SAE M



QEBSFSM | Page 234

UNO M x ORFS M



QEBPW | Page 234

Elbow Block
Long Drop

JIC M x UNO M Extended



QLEBLU | Page 234

JIC M x UNO M Extended



QLEBLP | Page 235

Elbow Tube

Code 61 x JIC M



QETFL | Page 235

Code 62 x JIC M



QETGL | Page 235

Code 62 x ORFS M



QETGW | Page 236

JIC F S/W x JIC M



QETKL | Page 236

Elbow Tube
Long

Code 61 x JIC M



QELFL | Page 236

Code 62 x JIC M



QELGL | Page 236

JIC F S/W x JIC M



QELKL | Page 237

MORE PRODUCTS
COMING SOON

Adaptors

Caps	BSPP F S/W	JIC F Solid	JIC F S/W	JIS BSPP F Mitsubishi
				
	QCA Page 237	QCKS Page 237	QCK Page 238	QCH Page 238
JIS F Metric Komatsu	ORFS F S/W	Cross	BSPT F	JIC M
				
QCMS Page 238	QCV Page 239		QCRBS Page 239	QCR Page 239
Flange Block / Side Port	Code 61	Code 61 Flange Blanking Plate - with O'Ring Groove	Code 61 Flange Blanking Plate UNC Holes	Code 61 Block x BSPP F with O'Ring Groove
				
		QFBF-B-O Page 239	QFBF-B-UNC Page 240	BF3FA-O Page 240
Code 61 Block x BSPP F with UNC Holes	Code 61 Block x JIC M with O'Ring Groove	Code 61 x BSPP F Side Port with O'Ring Groove	Code 62	Code 62 Flange Blanking Plate with O'Ring Groove
				
BF3FB-UNC Page 240	BF7FL-O Page 240	BF4AF Page 241		QFBG-B-O Page 241
Code 62 Flange Blanking Plate with UNC Holes	Code 62 Block x BSPP F with O'Ring Groove	Code 62 Block x BSPP F with UNC Holes	Code 62 Block x UNO F with O'Ring Groove	Code 62 Block x JIC M with O'Ring Groove
				
QFBG-B-UNC Page 241	BF3GA-O Page 241	BF3GB-UNC Page 241	BF8GP-O Page 242	BF7GL-O Page 242






















ADAPTORS
Quick Reference

Adaptors

<h3>Flange Clamps & Bolts</h3>	<h3>Bolt Set Code 61</h3>	<p>Code 61 Bolt Set Metric</p>  <p>QFCF-BOLT-METRIC Page 242</p>	<p>Code 61 Bolt Set UNC</p>  <p>QFCF-BOLT-UNC Page 242</p>	<h3>Bolt Set Code 62</h3>
<p>Code 62 Bolt Set Metric</p>  <p>QFCG-BOLT-METRIC Page 243</p>	<p>Code 62 Bolt Set UNC</p>  <p>QFCG-BOLT-UNC Page 243</p>	<h3>Clamps Including Bolts</h3>	<p>Code 61 Flange Clamp Set UNC</p>  <p>QFCF-UNC Page 243</p>	<p>Code 62 Flange Clamps Set Metric</p>  <p>QFCG-METRIC Page 243</p>
<h3>Clamps & Accessories</h3>	<p>Code 61 Flange Clamps</p>  <p>QFCF Page 244</p>	<p>Code 62 Flange Clamps</p>  <p>QFCG Page 244</p>	<p>CAT Flange Clamps</p>  <p>QFCG-CAT-UNC Page 244</p>	<p>CAT Spacer Ring</p>  <p>CAT Page 244</p>
<h3>Plugs</h3>	<p>BSPP M</p>  <p>QPD Page 245</p>	<p>BSPP M Allen Head</p>  <p>QPD-A Page 245</p>	<p>BSPT M</p>  <p>QPE Page 245</p>	<p>BSPT M Counter Sunk</p>  <p>QPE-CS Page 246</p>
<p>Code 61 Blanking Plug</p>  <p>QFBF Page 246</p>	<p>Code 62 Blanking Plug</p>  <p>QFBG Page 246</p>	<p>JIC M</p>  <p>QPL Page 246</p>	<p>JIS BSP Imperial Mitsubishi</p>  <p>QPJ Page 247</p>	<p>JIS M Metric Komatsu</p>  <p>QPN Page 247</p>



Adaptors

<p>Metric M Port Plug</p>  <p>QPR Page 247</p>	<p>NPT M</p>  <p>QPU Page 248</p>	<p>NPT M (Counter Sunk)</p>  <p>QPU-CS Page 248</p>	<p>ORFS M</p>  <p>QPW Page 248</p>	<p>UNO M Allen Head</p>  <p>QPP-A Page 249</p>
<p>UNO M</p>  <p>QPP Page 249</p>	<p>Tee Piece</p>		<p>Branch Tee</p>	
			<p>BSPP F S/W x BSPP F S/W x BSPP M</p>  <p>QTEAAE Page 250</p>	<p>BSPT M x BSPT M x BSPP F S/W</p>  <p>QTEEEA Page 249</p>
<p>JIC M x JIC M x BSPP M</p>  <p>QTELLD Page 250</p>	<p>JIC M x JIC M x BSPT M</p>  <p>QTELEL Page 250</p>	<p>JIC M x JIC M x JIC F S/W</p>  <p>QTELLK Page 250</p>	<p>JIC M x JIC M x JIC Bulkhead M</p>  <p>QTELLBL Page 251</p>	<p>JIC M x JIC M x NPT M</p>  <p>QTELLU Page 251</p>
<p>JIC M x JIC M x UNO M</p>  <p>QTELLP Page 251</p>	<p>NPT F x NPT F x NPT M</p>  <p>QTETTSU Page 252</p>	<p>NPT M x NPT M x NPT F</p>  <p>QTEUUS Page 252</p>	<p>ORFS M x ORFS M x ORFS F S/W</p>  <p>QTEWWV Page 252</p>	<p>Equal Female</p>
<p>BSPP F</p>  <p>QTEAS Page 252</p>	<p>BSPT F</p>  <p>QTEBS Page 253</p>	<p>NPT F</p>  <p>QTEUS Page 253</p>	<p>Equal Male</p>	<p>BSPT M</p>  <p>QTEE Page 253</p>

Adaptors

JIC M



QTEL | Page 254

NPT M



QTEU | Page 254

ORFS M



QTEW | Page 254

Run Tee

BSPP F x BSPP M x
BSPP M



QTEASDD | Page 255

BSPP F S/W x BSPT M
x BSPT M



QTEAEE | Page 255

BSPP M x BSPT M x
BSPT M



QTEDEE | Page 255

BSPP M x JIC M x JIC M




QTEDLL | Page 255

BSPT F x BSPT M x
BSPT F




QTEBSEBS | Page 256

BSPT M x JIC M x JIC M



QTEELL | Page 256

JIC F S/W x JIC M x JIC M




QTEKLL | Page 256

JIC M Bulkhead x JIC M
x JIC M




QTEBLLL | Page 257

JIC M x UNO M x JIC M



QTELPL | Page 257

JIC M x NPT M x JIC M



QTELUL | Page 257

JIS S/W Komatsu x JIS M
x JIS M



QTEMNN | Page 258

NPT F x NPT M x NPT F



QTETSUTS | Page 258

NPT F S/W x NPT M
x NPT F



QTETUTS | Page 258

ORFS F S/W x ORFS M
x ORFS M



QTEVWW | Page 258

Test Tees

BSPP F S/W x BSPP M
x UNO F



QTEADPFS | Page 259

JIC F S/W x JIC M x UNO F



QTEKLPFS | Page 259

ORFS F S/W x ORFS M
x UNO F



QTEVWPFS | Page 259

Tube
Fittings
Metric

90 Degree
Elbow M/F
Swivel

Metric F S/W x Metric
Tube M



QTMA2 | Page 260

Adaptors

90 Degree Elbow M/M	Metric Tube M x BSPP M 	Metric Tube M x BSPT M 	Metric Tube M x Metric Tube M 	Metric Tube M x UNO 
	QTMA1D Page 260	QTMA1E Page 261	QTMA1 Page 262	QTMA1P Page 262
Metric Tube x Metric Taper M 	Blanking Plug	Metric Tube Blanking Plug 	Bulkhead	Metric Tube M Bulkhead 
QTMA1R Page 263		QTMA8 Page 263		QTMA15 Page 264
Blanking Cap	Metric Tube Blanking Cap (Sold as set) 	Cutting Ring	Metric Cutting Ring 	Metric Cutting Ring Stainless Steel 
	QTMA6 Page 265		QTMA11 Page 265	QTMA11-SS Page 266
Straight	Metric Tube M x BSPP F 	Metric F S/W x BSPP Port M 	Metric F S/W x Metric Tube M 	Metric Tube M Joiner 
	QTMAAS Page 267	QTMA16D Page 268	QTMA17 Page 269	QTMA Page 269
Metric Tube M x BSPP M 	Metric Tube M x BSPT M 	Metric Tube M x JIC M 	Metric Tube M x NPT M 	Metric Tube M x UNO M 
QTMA D Page 270	QTMAE Page 271	QTMA L Page 272	QTMAU Page 273	QTMAP Page 273

Adaptors

Metric Tube M x
Metric Taper M



QTMAR | Page 274

Tee

Metric Tube F S/W x
Metric Tube M



QTMA3 | Page 274

Metric Tube M x Metric
Tube M x Metric Tube F S/W



QTMA4 | Page 275

Metric Tube M
Tee Piece



QTMA12 | Page 276

Tube
Nut



QTMA7 | Page 276

Tube
Fittings
Imperial

Straight



QTIAL | Page 277

Tube Joiners
Imperial Compression



QTIA | Page 277

Cutting Ring

Imperial Tube
Cutting Ring



QTIA11 | Page 277

Flare Nuts &
Sleeves

JIC Tube Nut



QTIA9K | Page 278

JIC Tube Sleeve JIC



QTIA10K | Page 278

Tube Nut & Sleeve SS
(Sold as set)



QTIA9/10-K-SS
Page 278

Weld On

Weld On
Female

BSPP F S/W



QWFA | Page 279

JIC F S/W



QWFK | Page 279


UNO F



QWFPFS | Page 280

Weld On
Male

BSPT M













QWME | Page 280

Code 61

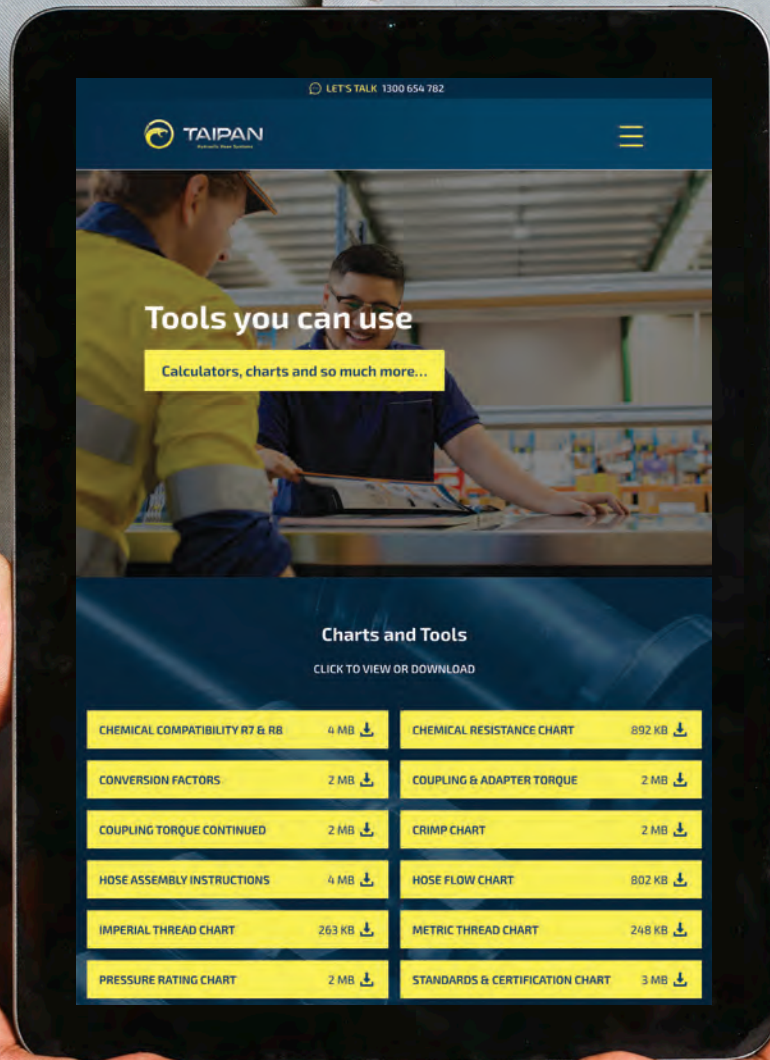


QWMF | Page 280

Adaptors

Code 62  QWMG Page 281	JIC M  QWML Page 281	ORFS M  QWMW Page 281	MORE PRODUCTS COMING SOON	MORE PRODUCTS COMING SOON
Suction Hose Low Pressure	Straight	BSPP F Swivel Nut x L/P HT  QAAX Page 91	BSPP Parallel M x L/P HT  QADX Page 91	BSPT M x L/P HT  QAEX Page 91
		Code 61 Flange x L/P HT  QAFX Page 92	NPT M x L/P HT  QAUX Page 92	UNO M x L/P HT  QAPX Page 93
90 Degrees	BSPP F Swivel x L/P HT  QEBAX Page 93	BSPP M x L/P HT 90°  QEBDX Page 94	BSPT M x L/P HT 90°  QEBEX Page 94	Code 61 Flange x L/P HT 90°  QETFX Page 95
	UNO M x L/P HT 90°  QEBPX Page 95	Tee Piece	L/P x L/P x BSPP F S/W  QTEXXA Page 95	MORE PRODUCTS COMING SOON

ADAPTORS
Quick Reference



FREE UP-TO-DATE DOWNLOADS

For the most up to date charts around, our online resource centre will be the handiest thing you'll come across.

- Crimp charts
- Thread identification
- Pressure ratings
- Torque recommendations

And so many more, you'll be wondering what you did without them!

For these and other references, head on to the resource centre on our website for free downloads.

Do you have ideas about what else could be added to the online resource centre? Just let us know.

www.taipan.com.au/resources



TAIPAN
Hydraulic Hose Systems

Adaptors Straight

Banjo x JIC

Straight



BSP Banjo x JIC Adaptor

Part Number	BSP Banjo	JIC M
QABJL0407	1/4	7/16
QABJL0409	1/4	9/16
QABJL0607	3/8	7/16
QABJL0609	3/8	9/16
QABJL0612	3/8	3/4
QABJL0812	1/2	3/4

Straight



Metric Banjo x JIC Adaptor

Part Number	JIC M	Metric Banjo
QALMBJ0708	7/16	8MM
QALMBJ0710	7/16	10MM
QALMBJ0712	7/16	12MM
QALMBJ0714	7/16	14MM
QALMBJ0716	7/16	16MM
QALMBJ0718	7/16	18MM
QALMBJ0912	9/16	12MM
QALMBJ0914	9/16	14MM
QALMBJ0916	9/16	16MM
QALMBJ0918	9/16	18MM
QALMBJ0920	9/16	20MM
QALMBJ0922	9/16	22MM
QALMBJ1222	3/4	22MM

Banjo Bolts

Banjo Bolts




BSP

Part Number	BSP	Bolt Length
BANJO B-BSP02	1/8	24MM
BANJO B-BSP04	1/4	29MM
BANJO B-BSP06	3/8	38MM
BANJO B-BSP08	1/2	44MM
BANJO B-BSP12	3/4	55MM
BANJO B-BSP16	1	68MM

Adaptors Straight

Banjo Bolts



Banjo Bolts

Metric

Part Number	Metric	Bolt Length
BANJO B-M8	8MM x 1.5	19MM
BANJO B-M10	10MM x 1	19MM
BANJO B-M12	12MM x 1.5	24MM
BANJO B-M14	14MM x 1.5	26MM
BANJO B-M16	16MM x 1.5	38MM
BANJO B-M18	18MM x 1.5	32MM
BANJO B-M20	20MM x 1.5	38MM
BANJO B-M22	22MM x 1.5	42MM
BANJO B-M26	26MM x 1.5	45MM
BANJO B-M30	30MM x 2	51MM

Bulkhead



Straight

BSP Parallel Male Bulkhead

Part Number	BSPP M	BSPP M B/H
QBD04	1/4	1/4
QBD06	3/8	3/8
QBD08	1/2	1/2
QBD12	3/4	3/4
QBD16	1	1
QBD20	1 1/4	1 1/4
QBD24	1 1/2	1 1/2
QBD32	2	2



Adaptors Straight

Bulkhead

Straight



BSPP Male x JIC Male Bulkhead

Part Number	BSPP M	JIC M B/H
QBDL0609	3/8	9/16
QBDL0812	1/2	3/4
QBDL0814	1/2	7/8
QBDL1217	3/4	1 1/16
QBDL1621	1	1 5/16

Straight



JIC Male Bulkhead

Part Number	JIC M	JIC M B/H
QBL07	7/16	7/16
QBL09	9/16	9/16
QBL12	3/4	3/4
QBL14	7/8	7/8
QBL17	1 1/16	1 1/16
QBL21	1 5/16	1 5/16
QBL26	1 5/8	1 5/8
QBL30	1 7/8	1 7/8
QBL40	2 1/2	2 1/2

Straight



JIC Male Bulkhead x NPT Female Solid

Part Number	JIC M B/H	NPT F Solid
QBLTS0702	7/16	1/8
QBLTS0704	7/16	1/4

Straight



ORFS Male Bulkhead

Part Number	ORFS M	ORFS M B/H
QBW09	9/16	9/16
QBW11	11/16	11/16
QBW13	13/16	13/16
QBW16	1	1
QBW19	1 3/16	1 3/16
QBW23	1 7/16	1 7/16
QBW27	1 11/16	1 11/16

Adaptors Straight

Bulkhead Nut

Straight

BSPB Bulkhead Nut



Part Number	BSPB
QNUA04	1/4
QNUA06	3/8
QNUA08	1/2
QNUA16	1
QNUA32	2

Straight

JIC Bulkhead Nut



Part Number	JIC
QNUK07	7/16
QNUK09	9/16
QNUK12	3/4
QNUK14	7/8
QNUK17	1 1/16
QNUK21	1 5/16

Straight

ORFS Bulkhead Nut



Part Number	ORFS
QNUV16	1
QNUV19	1 3/16

Flange

Straight

BSPB Male x Code 61 Flange



Part Number	BSPB M	C61 Flange
QADF16	1	1



Adaptors Straight

Flange

Straight



Code 61 Flange x JIC Male

Part Number	C61 Flange	JIC M
QAFL0812	1/2	3/4
QAFL12	3/4	3/4
QAFL1214	3/4	7/8
QAFL1217	3/4	1 1/16
QAFL1617	1	1 1/16
QAFL1621	1	1 5/16
QAFL2017	1 1/4	1 1/16
QAFL2021	1 1/4	1 5/16
QAFL2026	1 1/4	1 5/8
QAFL2030	1 1/4	1 7/8
QAFL2421	1 1/2	1 5/16
QAFL2426	1 1/2	1 5/8
QAFL2430	1 1/2	1 7/8
QAFL3230	2	1 7/8
QAFL3240	2	2 1/2

Straight



Code 62 Flange x JIC Male

Part Number	C62 Flange	JIC M
QAGL0812	1/2	3/4
QAGL1217	3/4	1 1/16
QAGL1617	1	1 1/16
QAGL1621	1	1 5/16
QAGL1626	1	1 5/8
QAGL2021	1 1/4	1 5/16
QAGL2026	1 1/4	1 5/8
QAGL2421	1 1/2	1 5/16
QAGL2426	1 1/2	1 5/8
QAGL2430	1 1/2	1 7/8
QAGL3240	2	2 1/2


ADAPTORS
Straight

Can't find what you're looking for?


1300 654 782


Adaptors Straight


Flange

Straight	Code 62 Flange x ORFS Male		
	Part Number	C62 Flange	ORFS M
	QAGW1219	3/4	1 3/16
	QAGW1223	3/4	1 7/16
	QAGW1623	1	1 7/16
	QAGW2027	1 1/4	1 11/16

Male/Female Solid

Straight	BSPP Female Solid x JIS BSPP Male		
	Part Number	BSPP F	JIS BSPP M
	QAASJ04	1/4	1/4
	QAASJ1208	3/4	1/2
	QAASJ1612	1	3/4

Straight	BSPP Female Solid x BSPP Male		
	Part Number	BSPP F	BSPP M
	QAASD0402	1/4	1/8
	QAASD0604	3/8	1/4
	QAASD08	1/2	1/2
	QAASD0804	1/2	1/4
	QAASD0806	1/2	3/8
	QAASD12	3/4	3/4
	QAASD1204	3/4	1/4
	QAASD1206	3/4	3/8
	QAASD1208	3/4	1/2
	QAASD1612	1	3/4


Straight	BSPP Male x JIC Female Solid		
	Part Number	BSPP M	JIC F
	QADKS0814	1/2	7/8



Adaptors Straight

Male/Female Solid


Straight



BSPT Female Solid x BSPT Male

Part Number	BSPT F	BSPT M
QABSE02	1/8	1/8
QABSE04	1/4	1/4
QABSE0402	1/4	1/8
QABSE06	3/8	3/8
QABSE0604	3/8	1/4
QABSE08	1/2	1/2
QABSE0804	1/2	1/4
QABSE0806	1/2	3/8
QABSE12	3/4	3/4
QABSE1208	3/4	1/2
QABSE16	1	1
QABSE1612	1	3/4
QABSE1604	1	1/4

Straight



BSPT Female Solid x JIC Male

Part Number	BSPT F	JIC M
QABSL0207	1/8	7/16
QABSL0407	1/4	7/16
QABSL0409	1/4	9/16
QABSL0412	1/4	3/4
QABSL0414	1/4	7/8
QABSL0417	1/4	1 1/16
QABSL0609	3/8	9/16
QABSL0612	3/8	3/4
QABSL0809	1/2	9/16
QABSL0812	1/2	3/4
QABSL0814	1/2	7/8
QABSL0817	1/2	1 1/16
QABSL1209	3/4	9/16
QABSL1217	3/4	1 1/16
QABSL1621	1	1 5/16

ADAPTORS
Straight

Can't find what you're looking for?

1300 654 782

Adaptors Straight

Male/Female Solid

Straight



BSPT Female Solid x UNO Male

Part Number	BSPT F	UNO M
QABSP0209	1/8	9/16
QABSP0417	1/4	1 1/16
QABSP0812	1/2	3/4
QABSP0817	1/2	1 1/16
QABSP1226	3/4	1 5/8

Straight



BSPT Male x NPT Female Solid

Part Number	BSPT M	NPT F
QAETS16	1	1

Straight



BSPT Male x UNO Female Solid

Part Number	BSPT M	UNO F
QAEF0612	3/8	3/4
QAEF0812	1/2	3/4
QAEF0814	1/2	7/8
QAEF1217	3/4	1 1/16
QAEF1612	1	3/4
QAEF1617	1	1 1/16
QAEF1621	1	1 5/16

Straight



JIC Female x JIC Male

Part Number	JIC F	JIC M	
QAKSL0607	3/8	7/16	Solid
QAKL07	7/16	7/16	Swivel
QAKSL0709	7/16	9/16	Solid
QAKL09	9/16	9/16	Swivel
QAKSL0912	9/16	3/4	Solid
QAKL12	3/4	3/4	Swivel
QAKSL1214	3/4	7/8	Solid

Run Size = Swivel

Continued on following page..



Adaptors Straight

Male/Female Solid

Straight

JIC Female x JIC Male *Continued..*




Run Size = Swivel

Part Number	JIC F	JIC M	
QAKSL1217	3/4	1 1/16	Solid
QAKSL1221	3/4	1 5/16	Solid
QAKL14	7/8	7/8	Swivel
QAKSL1417	7/8	1 1/16	Solid
QAKL17	1 1/16	1 1/16	Swivel
QAKSL1721	1 1/16	1 5/16	Solid
QAKL21	1 5/16	1 5/16	Swivel
QAKSL2126	1 5/16	1 5/8	Solid
QAKSL2630	1 5/8	1 7/8	Solid
QAKSL3040	1 7/8	2 1/2	Solid

Straight

JIC Female x JIC Male - Orifice



Part Number	JIC F	JIC M	ORIFICE
QAKSL09-0.8MM	9/16	9/16	0.8MM
QAKSL09-0.9MM	9/16	9/16	0.9MM
QAKSL09-1.2MM	9/16	9/16	1.2MM
QAKSL12-BLANK	3/4	3/4	Blank
QAKSL12-0.9MM	3/4	3/4	0.9MM
QAKSL12-2.15MM	3/4	3/4	2.15MM
QAKSL12-2.24MM	3/4	3/4	2.24MM

Straight

JIC Male x NPT Female Solid




Part Number	JIC M	NPT F
QALTS0702	7/16	1/8
QALTS0704	7/16	1/4
QALTS0904	9/16	1/4
QALTS0906	9/16	3/8
QALTS1206	3/4	3/8
QALTS1208	3/4	1/2
QALTS1712	1 1/16	3/4
QALTS1716	1 1/16	1
QALTS2116	1 5/16	1

Adaptors Straight

Male/Female Solid

Straight

Metric Female Solid x JIS BSP Male



Part Number	Metric F	JIS BSP M
QAQSJ2208	22MM X 1.5	1/2

Straight

NPT Female Solid x NPT Male



Part Number	NPT F	NPT M
QATSU02	1/8	1/8
QATSU0604	3/8	1/4
QATSU0802	1/2	1/8
QATSU1204	3/4	1/4

Straight

UNO Female Solid x UNO Male



Part Number	UNO F	UNO M
QAPFSP0907	9/16	7/16

Female Swivel x Female Swivel

Straight

JIC Female Swivel x JIC Female Swivel



Part Number	JIC F S/W	JIC F S/W
QAK07	7/16	7/16
QAK09	9/16	9/16
QAK12	3/4	3/4
QAK14	7/8	7/8
QAK17	1 1/16	1 1/16



Adaptors Straight

Female Swivel x Female Solid

Straight



BSPP Female Swivel x BSPT Female Solid

Part Number	BSPP F S/W	BSPT F
QAABS04	1/4	1/4
QAABS06	3/8	3/8
QAABS08	1/2	1/2
QAABS12	3/4	3/4
QAABS16	1	1

Straight



JIC Female Swivel x NPT Female Solid

Part Number	JIC F	NPT F
QAKTS0704	7/16	1/4

Male/Female Swivel

Straight




BSPP Female Swivel x BSPP Male

Part Number	BSPP F S/W	BSPP M
QAAD02	1/8	1/8
QAAD04	1/4	1/4
QAAD06	3/8	3/8
QAAD08	1/2	1/2
QAAD0806	1/2	3/8
QAAD12	3/4	3/4
QAAD1208	3/4	1/2
QAAD16	1	1
QAAD1608	1	1/2
QAAD1612	1	3/4
QAAD20	1 1/4	1 1/4
QAAD2008	1 1/4	1/2
QAAD2016	1 1/4	1
QAAD24	1 1/2	1 1/2
QAAD32	2	2

Adaptors Straight


Male/Female Swivel



Straight

BSPP Female Swivel x BSPT Male

Part Number	BSPP F S/W	BSPT M
QAAE02	1/8	1/8
QAAE04	1/4	1/4
QAAE04G	1/4 (GAUGE)	1/4
QAAE0406	1/4	3/8
QAAE06	3/8	3/8
QAAE0604	3/8	1/4
QAAE0608	3/8	1/2
QAAE08	1/2	1/2
QAAE0806	1/2	3/8
QAAE0812	1/2	3/4
QAAE12	3/4	3/4
QAAE1208	3/4	1/2
QAAE1216	3/4	1
QAAE16	1	1
QAAE1612	1	3/4
QAAE20	1 1/4	1 1/4
QAAE2016	1 1/4	1
QAAE24	1 1/2	1 1/2
QAAE2420	1 1/2	1 1/4
QAAE32	2	2



Straight

BSP Female Swivel x JIC Male

Part Number	BSP F S/W	JIC M
QAAL0409	1/4	9/16
QAAL0612	3/8	3/4
QAAL0812	1/2	3/4
QAAL1217	3/4	1 1/16



Adaptors Straight

Male/Female Swivel

Straight



BSPP Female Swivel x UNO Male

Part Number	BSPP F S/W	UNO M
QAAP0409	1/4	9/16
QAAP0612	3/8	3/4
QAAP0812	1/2	3/4
QAAP0814	1/2	7/8
QAAP1214	3/4	7/8
QAAP1217	3/4	1 1/16
QAAP1621	1	1 5/16

Straight



BSPP Male x JIC Female Swivel

Part Number	BSPP M	JIC F S/W
QADK0407	1/4	7/16
QADK0409	1/4	9/16
QADK0609	3/8	9/16
QADK0612	3/8	3/4
QADK0614	3/8	7/8
QADK0809	1/2	9/16
QADK0812	1/2	3/4
QADK0814	1/2	7/8
QADK0817	1/2	1 1/16
QADK1214	3/4	7/8
QADK1217	3/4	1 1/16
QADK1221	3/4	1 5/16
QADK1617	1	1 1/16
QADK1621	1	1 5/16
QADK2021	1 1/4	1 5/16
QADK2026	1 1/4	1 5/8
QADK2030	1 1/4	1 7/8
QADK2430	1 1/2	1 7/8

ADAPTORS
Straight

Can't find what you're looking for?

1300 654 782

Adaptors Straight

Male/Female Swivel

Straight



BSPP Male x ORFS Female Swivel

Part Number	BSPP M	ORFS F
QADV0409	1/4	9/16
QADV0611	3/8	11/16
QADV1219	3/4	1 3/16

Straight



BSPT Male x JIC Female Swivel

Part Number	BSPT M	JIC F S/W
QAEK0207	1/8	7/16
QAEK0209	1/8	9/16
QAEK0407	1/4	7/16
QAEK0409	1/4	9/16
QAEK0609	3/8	9/16
QAEK0612	3/8	3/4
QAEK0614	3/8	7/8
QAEK0812	1/2	3/4
QAEK0814	1/2	7/8
QAEK0817	1/2	1 1/16
QAEK1214	3/4	7/8
QAEK1217	3/4	1 1/16
QAEK1221	3/4	1 5/16
QAEK1617	1	1 1/16
QAEK1621	1	1 5/16
QAEK2026	1 1/4	1 5/8
QAEK2430	1 1/2	1 7/8

Straight




BSPT Male x ORFS Female Swivel


Part Number	BSPT M	ORFS F S/W
QAEV0209	1/8	9/16
QAEV0409	1/4	9/16
QAEV0411	1/4	11/16
QAEV0611	3/8	11/16
QAEV0613	3/8	13/16
QAEV0813	1/2	13/16




Adaptors Straight

Male/Female Swivel

Straight	JIC Female x JIC Male			
	Part Number	JIC F	JIC M	
 <p>Run Size = Swivel</p>	QAKSL0607	3/8	7/16	Solid
	QAKL07	7/16	7/16	Swivel
	QAKSL0709	7/16	9/16	Solid
	QAKL09	9/16	9/16	Swivel
	QAKSL0912	9/16	3/4	Solid
	QAKL12	3/4	3/4	Swivel
	QAKSL1214	3/4	7/8	Solid
	QAKSL1217	3/4	1 1/16	Solid
	QAKSL1221	3/4	1 5/16	Solid
	QAKL14	7/8	7/8	Swivel
	QAKSL1417	7/8	1 1/16	Solid
	QAKL17	1 1/16	1 1/16	Swivel
	QAKSL1721	1 1/16	1 5/16	Solid
	QAKL21	1 5/16	1 5/16	Swivel
	QAKSL2126	1 5/16	1 5/8	Solid
	QAKSL2630	1 5/8	1 7/8	Solid
	QAKSL3040	1 7/8	2 1/2	Solid

Straight	JIC Female Swivel x NPT Male		
	Part Number	JIC F S/W	NPT M
	QAKU0702	7/16	1/8
	QAKU0704	7/16	1/4
	QAKU0812	1/2	3/4
	QAKU0904	9/16	1/4
	QAKU1206	3/4	3/8
	QAKU1208	3/4	1/2
	QAKU1712	1 1/16	3/4
	QAKU2116	1 5/16	1

Straight	JIC Female Swivel x ORFS Male		
	Part Number	JIC F S/W	ORFS M
	QAKW0709	7/16	9/16
	QAKW0911	9/16	11/16
	QAKW1213	3/4	13/16
	QAKW1416	7/8	1
	QAKW1719	1 1/16	1 3/16
	QAKW2123	1 5/16	1 7/16

Adaptors Straight

Male/Female Swivel

Straight



JIC Female Swivel x UNO Male

Part Number	JIC F S/W	UNO M
QAKP07	7/16	7/16
QAKP09	9/16	9/16
QAKP0912	9/16	3/4
QAKP12	3/4	3/4
QAKP1209	3/4	9/16
QAKP14	7/8	7/8
QAKP1412	7/8	3/4
QAKP1417	7/8	1 1/16
QAKP17	1 1/16	1 1/16
QAKP21	1 5/16	1 5/16
QAKP26	1 5/8	1 5/8

Straight



JIC Male x ORFS Female Swivel

Part Number	JIC M	ORFS F S/W
QALV0709	7/16	9/16
QALV0911	9/16	11/16
QALV1213	3/4	13/16
QALV1416	7/8	1
QALV1719	1 1/16	1 3/16
QALV2123	1 5/16	1 7/16

Straight



ORFS Male x ORFS Female Swivel

Part Number	ORFS M	ORFS F S/W
QAVW11	11/16	11/16
QAVW13	13/16	13/16
QAVW16	1	1

Straight



NPT Female Swivel x NPT Male

Part Number	NPT F S/W	NPT M
QATU02	1/8	1/8
QATU04	1/4	1/4
QATU06	3/8	3/8



Adaptors Straight

Nipple

Straight



NOTE: Please advise which size seal is required when ordering.

NO ADDITIONAL CHARGE. Default will be the largest size.

BSPP Male x BSPP Male

Part Number	BSPP M	BSPP M
QNID02	1/8	1/8
QNID04	1/4	1/4
QNID0402	1/4	1/8
QNID06	3/8	3/8
QNID0604	3/8	1/4
QNID08	1/2	1/2
QNID0804	1/2	1/4
QNID0806	1/2	3/8
QNID12	3/4	3/4
QNID1206	3/4	3/8
QNID1208	3/4	1/2
QNID16	1	1
QNID1608	1	1/2
QNID1612	1	3/4
QNID20	1 1/4	1 1/4
QNID2012	1 1/4	3/4
QNID2016	1 1/4	1
QNID24	1 1/2	1 1/2
QNID2420	1 1/2	1 1/4
QNID32	2	2
QNID3224	2	1 1/2

Straight



BSPP Male x BSPT Male

Part Number	BSPP M	BSPT M
QNIDE02	1/8	1/8
QNIDE0204	1/8	1/4
QNIDE04	1/4	1/4
QNIDE0402	1/4	1/8
QNIDE0406	1/4	3/8
QNIDE0408	1/4	1/2
QNIDE06	3/8	3/8
QNIDE0604	3/8	1/4
QNIDE0608	3/8	1/2
QNIDE0612	3/8	3/4
QNIDE08	1/2	1/2

Continued on following page...

Can't find what you're looking for?

1300 654 782

195

Email: sales@taipan.com.au

Fax 07 5428 1311

ADAPTORS
Straight

Adaptors Straight

Nipple

Straight



BSPP Male x BSPT Male *Continued...*

Part Number	BSPP M	BSPT M
QNIDE0804	1/2	1/4
QNIDE0806	1/2	3/8
QNIDE0812	1/2	3/4
QNIDE0816	1/2	1
QNIDE12	3/4	3/4
QNIDE1206	3/4	3/8
QNIDE1208	3/4	1/2
QNIDE1216	3/4	1
QNIDE1220	3/4	1 1/4
QNIDE16	1	1
QNIDE1608	1	1/2
QNIDE1612	1	3/4
QNIDE1620	1	1 1/4
QNIDE20	1 1/4	1 1/4
QNIDE2012	1 1/4	3/4
QNIDE2016	1 1/4	1
QNIDE2024	1 1/4	1 1/2
QNIDE24	1 1/2	1 1/2
QNIDE2420	1 1/2	1 1/4
QNIDE32	2	2

Straight



BSPP Male x JIC Male

Part Number	BSPP M	JIC M	ORIFICE
QNIDL0207	1/8	7/16	
QNIDL0209	1/8	9/16	
QNIDL0407	1/4	7/16	
QNIDL0408	1/4	1/2	
QNIDL0409	1/4	9/16	
QNIDL0412	1/4	3/4	
QNIDL0607	3/8	7/16	
QNIDL0609	3/8	9/16	
QNIDL0609-15MM	3/8	9/16	15MM
QNIDL0612	3/8	3/4	
QNIDL0614	3/8	7/8	

Continued on following page..



Adaptors Straight

Nipple

Straight



BSPM Male x JIC Male *Continued...*

Part Number	BSPM M	JIC M	ORIFICE
QNIDL0617	3/8	1 1/16	
QNIDL0807	1/2	7/16	
QNIDL0809	1/2	9/16	
QNIDL0812	1/2	3/4	
QNIDL0814	1/2	7/8	
QNIDL0817	1/2	1 1/16	
QNIDL0821	1/2	1 5/16	
QNIDL12	3/4	3/4	
QNIDL1209	3/4	9/16	
QNIDL1214	3/4	7/8	
QNIDL1217	3/4	1 1/16	
QNIDL1221	3/4	1 5/16	
QNIDL1226	3/4	1 5/8	
QNIDL1612	1	3/4	
QNIDL1614	1	7/8	
QNIDL1617	1	1 1/16	
QNIDL1621	1	1 5/16	
QNIDL1626	1	1 5/8	
QNIDL1630	1	1 7/8	
QNIDL2017	1 1/4	1 1/16	
QNIDL2021	1 1/4	1 5/16	
QNIDL2026	1 1/4	1 5/8	
QNIDL2030	1 1/4	1 7/8	
QNIDL2421	1 1/2	1 5/16	
QNIDL2426	1 1/2	1 5/8	
QNIDL2430	1 1/2	1 7/8	
QNIDL3226	2	1 5/8	
QNIDL3230	2	1 7/8	
QNIDL3240	2	2 1/2	

Straight



BSPM Male x JIS Metric (Komatsu) Male

Part Number	BSPM M	JIS M (Metric)
QNIDN0822	1/2	22MM

ADAPTORS
Straight:

Can't find what you're looking for?

1300 654 782

Adaptors Straight

Nipple

Straight

BSPM Male x JIC Male Extended Nipple



Part Number	BSPM M	JIC M	Extension
QNEDL0612-108	3/8	3/4	108MM
QNEDL0612-L68	3/8	3/4	68MM

Straight

BSPM Male x NPT Male



Part Number	BSPM M	NPT M
QNIDU04	1/4	1/4
QNIDU06	3/8	3/8
QNIDU12	3/4	3/4

Straight

BSPM Male x ORFS Male




Part Number	BSPM M	ORFS M
QNIDW0409	1/4	9/16
QNIDW0411	1/4	11/16
QNIDW0609	3/8	9/16
QNIDW0611	3/8	11/16
QNIDW0613	3/8	13/16
QNIDW0811	1/2	11/16
QNIDW0813	1/2	13/16
QNIDW0816	1/2	1
QNIDW1213	3/4	13/16
QNIDW1216	3/4	1
QNIDW1219	3/4	1 3/16
QNIDW1619	1	1 3/16
QNIDW1623	1	1 7/16
QNIDW1627	1	1 11/16
QNIDW2027	1 1/4	1 11/16
QNIDW2423	1 1/2	1 7/16
QNIDW2427	1 1/2	1 11/16



Adaptors Straight

Nipple

Straight	BSPT Male x BSPT Male			
	Part Number	BSPT M	BSPT M	Material
	QNIE02	1/8	1/8	
	QNIE04	1/4	1/4	
	QNIE0402	1/4	1/8	
	QNIE06	3/8	3/8	
	QNIE0602	3/8	1/8	
	QNIE0604	3/8	1/4	
	QNIE08	1/2	1/2	
	QNIE0804	1/2	1/4	
	QNIE0806	1/2	3/8	
	QNIE10	5/8	5/8	
	QNIE1008	5/8	1/2	
	QNIE12	3/4	3/4	
	QNIE12SS	3/4	3/4	STAINLESS STEEL
	QNIE1204	3/4	1/4	
	QNIE1206	3/4	3/8	
	QNIE1208	3/4	1/2	
	QNIE1210	3/4	5/8	
	QNIE16	1	1	
	QNIE1606	1	3/8	
	QNIE1608	1	1/2	
	QNIE1612	1	3/4	
	QNIE20	1 1/4	1 1/4	
	QNIE2012	1 1/4	3/4	
	QNIE2016	1 1/4	1	
	QNIE24	1 1/2	1 1/2	
	QNIE2412	1 1/2	3/4	
	QNIE2416	1 1/2	1	
	QNIE2420	1 1/2	1 1/4	
	QNIE32	2	2	
	QNIE32BS	2	2	BLACK STEEL
	QNIE3220	2	1 1/4	
	QNIE3224	2	1 1/2	
QNIE40	2 1/2	2 1/2		
QNIE48	3	3		

Adaptors Straight

Nipple

Straight

BSPT Male x JIC Male



Part Number	BSPT M	JIC M
QNIEL0207	1/8	7/16
QNIEL0208	1/8	1/2
QNIEL0209	1/8	9/16
QNIEL0407	1/4	7/16
QNIEL0408	1/4	1/2
QNIEL0409	1/4	9/16
QNIEL0412	1/4	3/4
QNIEL0607	3/8	7/16
QNIEL0608	3/8	1/2
QNIEL0609	3/8	9/16
QNIEL0612	3/8	3/4
QNIEL0614	3/8	7/8
QNIEL0617	3/8	1 1/16
QNIEL0807	1/2	7/16
QNIEL0809	1/2	9/16
QNIEL0812	1/2	3/4
QNIEL0814	1/2	7/8
QNIEL0817	1/2	1 1/16
QNIEL0821	1/2	1 5/16
QNIEL12	3/4	3/4
QNIEL1209	3/4	9/16
QNIEL1214	3/4	7/8
QNIEL1217	3/4	1 1/16
QNIEL1219	3/4	1 3/16
QNIEL1221	3/4	1 5/16
QNIEL1612	1	3/4
QNIEL1614	1	7/8
QNIEL1617	1	1 1/16
QNIEL1621	1	1 5/16
QNIEL1626	1	1 5/8
QNIEL2017	1 1/4	1 1/16
QNIEL2021	1 1/4	1 5/16
QNIEL2026	1 1/4	1 5/8

Continued on following page..



Adaptors Straight

Nipple

Straight

BSPT Male x JIC Male *Continued..*



Part Number	BSPT M	JIC M
QNIEL2030	1 1/4	1 7/8
QNIEL2421	1 1/2	1 5/16
QNIEL2426	1 1/2	1 5/8
QNIEL2430	1 1/2	1 7/8
QNIEL2440	1 1/2	2 1/2
QNIEL3226	2	1 5/8
QNIEL3230	2	1 7/8
QNIEL3240	2	2 1/2

Straight

BSPT Male x JIS Metric (Komatsu) Male



Part Number	BSPT M	JIS M (Metric)
QNIEN0414	1/4	14MM
QNIEN0616	3/8	16MM
QNIEN0618	3/8	18MM
QNIEN0622	3/8	22MM
QNIEN0818	1/2	18MM
QNIEN0820	1/2	20MM
QNIEN0824	1/2	24MM
QNIEN1224	3/4	24MM
QNIEN1230	3/4	30MM
QNIEN1633	1	33MM

Straight

BSPT Male x Metric Male Port



Part Number	BSPT M	Metric M
QNIERO412	1/4	12MM x 1.5
QNIERO414	1/4	14MM x 1.5
QNIERO618	3/8	18MM x 1.5
QNIERO620	3/8	20MM x 1.5
QNIERO822	1/2	22MM x 1.5
QNIERO826	1/2	26MM x 1.5
QNIERO827	1/2	27MM x 1.5
QNIER1226	3/4	26MM x 1.5
QNIER1622	1	22MM x 1.5

Adaptors Straight

Nipple



Straight

BSPT Male x NPT Male

Part Number	BSPT M	NPT M
QNIEU04	1/4	1/4
QNIEU06	3/8	3/8
QNIEU16	1	1
QNIEU20	1 1/4	1 1/4
QNIEU24	1 1/2	1 1/2
QNIEU2420	1 1/2	1 1/4
QNIEU32	2	2



Straight

BSPT Male x ORFS Male

Part Number	BSPT M	ORFS M
QNI EW0211	1/8	11/16



Straight

BSPT Male x SAE Male

Part Number	BSPT M	SAE M
QNI ESM0410	1/4	5/8
QNI ESM0610	3/8	5/8
QNI ESM1217	3/4	1 1/16



Straight

BSPT Male x UNO Male

Part Number	BSPT M	UNO M
QNI EP0407	1/4	7/16
QNI EP0409	1/4	9/16
QNI EP0412	1/4	3/4
QNI EP0609	3/8	9/16
QNI EP0612	3/8	3/4
QNI EP0614	3/8	7/8
QNI EP0809	1/2	9/16
QNI EP0812	1/2	3/4
QNI EP0814	1/2	7/8
QNI EP0817	1/2	1 1/16
QNI EP1214	3/4	7/8
QNI EP1217	3/4	1 1/16

Continued on following page...



Adaptors Straight

Nipple

Straight


BSPT Male x UNO Male *Continued..*



Part Number	BSPT M	UNO M
QNI EP1221	3/4	1 5/16
QNI EP1617	1	1 1/16
QNI EP1621	1	1 5/16
QNI EP1626	1	1 5/8
QNI EP2026	1 1/4	1 5/8
QNI EP2426	1 1/2	1 5/8

Straight

JIS Imperial Male x JIC Male



Part Number	JIS IMP M	JIC M
QNI JL0407	1/4	7 1/16
QNI JL0609	3/8	9/16
QNI JL0812	1/2	3/4
QNI JL1217	3/4	1 1/16
QNI JL1621	1	1 5/16

Straight

JIC Male x JIS Komatsu Male



Part Number	JIC M	JIS M
QNI LN0714	7/16	14MM
QNI LN0918	9/16	18MM
QNI LN1222	3/4	22MM
QNI LN1424	7/8	24MM
QNI LN2133	1 5/16	33MM

Straight

JIC Male x JIC Male



Part Number	JIC M	JIC M
QNI L07	7/16	7/16
QNI L08	1/2	1/2
QNI L09	9/16	9/16
QNI L0907	9/16	7/16
QNI L12	3/4	3/4
QNI L1207	3/4	7/16
QNI L1209	3/4	9/16
QNI L14	7/8	7/8
QNI L1412	7/8	3/4
QNI L17	1 1/16	1 1/16

Continued on following page..

Can't find what you're looking for?

1300 654 782

Adaptors Straight

Nipple

Straight



JIC Male x JIC Male *Continued..*

Part Number	JIC M	JIC M
QNIL1707	1 1/16	7/16
QNIL1709	1 1/16	9/16
QNIL1712	1 1/16	3/4
QNIL1714	1 1/16	7/8
QNIL19	1 3/16	1 3/16
QNIL21	1 5/16	1 5/16
QNIL2112	1 5/16	3/4
QNIL2114	1 5/16	7/8
QNIL2117	1 5/16	1 1/16
QNIL2621	1 5/8	1 5/16
QNIL26	1 5/8	1 5/8
QNIL30	1 7/8	1 7/8
QNIL40	2 1/2	2 1/2

Straight



JIC Male x Metric Male Port

Part Number	JIC M	Metric M
QNILR0708	7/16	8MM x 1
QNILR0710	7/16	10MM x 1
QNILR0712	7/16	12MM x 1.5
QNILR0714	7/16	14MM x 1.5
QNILR0814	1/2	14MM x 1.5
QNILR0912	9/16	12MM x 1.5
QNILR0914	9/16	14MM x 1.5
QNILR0916	9/16	16MM x 1.5
QNILR0918	9/16	18MM x 1.5
QNILR12	3/4	12MM x 1.5
QNILR1214	3/4	14MM x 1.5
QNILR1216	3/4	16MM x 1.5
QNILR1218	3/4	18MM x 1.5
QNILR1220	3/4	20MM x 1.5
QNILR1222	3/4	22MM x 1.5
QNILR1224	3/4	24MM x 1.5
QNILR1416	7/8	16MM x 1.5
QNILR1418	7/8	18MM x 1.5
QNILR1420	7/8	20MM x 1.5
QNILR1422	7/8	22MM x 1.5

Continued on following page..




Adaptors Straight

Nipple

Straight

JIC Male x Metric Male Port *Continued..*



Part Number	JIC M	Metric M
QNILR1718	1 1/16	18MM x 1.5
QNILR1720	1 1/16	20MM x 1.5
QNILR1722	1 1/16	22MM x 1.5
QNILR1726	1 1/16	26MM x 1.5
QNILR1727	1 1/16	27MM x 1.5
QNILR1727-2MM	1 1/16	27MM x 2
QNILR1733	1 1/16	33MM x 1.5
QNILR1733-2MM	1 1/16	33MM x 2
QNILR2126	1 5/16	26MM x 1.5
QNILR2133	1 5/16	33MM x 1.5
QNILR2142	1 5/16	42MM x 2
QNILR2633	1 5/8	33MM x 1.5
QNILR3048	1 7/8	48MM x 2

Straight

JIC Male x NPT Male



Part Number	JIC M	NPT M
QNILU0702	7/16	1/8
QNILU0704	7/16	1/4
QNILU0706	7/16	3/8
QNILU0902	9/16	1/8
QNILU0904	9/16	1/4
QNILU0906	9/16	3/8
QNILU0908	9/16	1/2
QNILU0912	9/16	3/4
QNILU12	3/4	3/4
QNILU1204	3/4	1/4
QNILU1206	3/4	3/8
QNILU1208	3/4	1/2
QNILU1216	3/4	1
QNILU1412	7/8	3/4
QNILU1408	7/8	1/2
QNILU1708	1 1/16	1/2
QNILU1712	1 1/16	3/4
QNILU1716	1 1/16	1
QNILU1720	1 1/16	1 1/4

Continued on following page..

Can't find what you're looking for?

1300 654 782

205

Email: sales@taipan.com.au

Fax 07 5428 1311

Adaptors Straight

Nipple

Straight

JIC Male x NPT Male *Continued..*



Part Number	JIC M	NPT M
QNILU2112	1 5/16	3/4
QNILU2116	1 5/16	1
QNILU2120	1 5/16	1 1/4
QNILU2124	1 5/16	1 1/2
QNILU2616	1 5/8	1
QNILU2620	1 5/8	1 1/4
QNILU2624	1 5/8	1 1/2
QNILU3020	1 7/8	1 1/4
QNILU3024	1 7/8	1 1/2
QNILU4024	2 1/2	1 1/2
QNILU4032	2 1/2	2

Straight

JIC Male x ORFS Male



Part Number	JIC M	ORFS M
QNILW0709	7/16	9/16
QNILW0911	9/16	11/16
QNILW1213	3/4	13/16
QNILW1413	7/8	13/16
QNILW1416	7/8	1
QNILW1719	1 1/16	1 3/16
QNILW2123	1 5/16	1 7/16
QNILW2627	1 5/8	1 11/16

Straight

JIC Male x UNO Male



Part Number	JIC M	UNO M
QNILP07	7/16	7/16
QNILP0708	7/16	1/2
QNILP0709	7/16	9/16
QNILP0712	7/16	3/4
QNILP08	1/2	1/2
QNILP0807	1/2	7/16
QNILP0809	1/2	9/16
QNILP09	9/16	9/16
QNILP0907	9/16	7/16
QNILP0908	9/16	1/2

Continued on following page..



Adaptors Straight

Nipple

Straight

JIC Male x UNO Male *Continued..*



Part Number	JIC M	UNO M
QNILP0912	9/16	3/4
QNILP0914	9/16	7/8
QNILP0917	9/16	1 1/16
QNILP12	3/4	3/4
QNILP1207	3/4	7/16
QNILP1209	3/4	9/16
QNILP1214	3/4	7/8
QNILP1217	3/4	1 1/16
QNILP1221	3/4	1 5/16
QNILP14	7/8	7/8
QNILP1409	7/8	9/16
QNILP1412	7/8	3/4
QNILP1417	7/8	1 1/16
QNILP1421	7/8	1 5/16
QNILP17	1 1/16	1 1/16
QNILP1712	1 1/16	3/4
QNILP1714	1 1/16	7/8
QNILP1721	1 1/16	1 5/16
QNILP1726	1 1/16	1 5/8
QNILP19	1 3/16	1 3/16
QNILP1921	1 3/16	1 5/16
QNILP21	1 5/16	1 5/16
QNILP2112	1 5/16	3/4
QNILP2114	1 5/16	7/8
QNILP2117	1 5/16	1 1/16
QNILP2126	1 5/16	1 5/8
QNILP2130	1 5/16	1 7/8
QNILP26	1 5/8	1 5/8
QNILP2617	1 5/8	1 1/16
QNILP2621	1 5/8	1 5/16
QNILP2630	1 5/8	1 7/8
QNILP2640	1 5/8	2 1/2
QNILP30	1 7/8	1 7/8
QNILP3040	1 7/8	2 1/2
QNILP40	2 1/2	2 1/2

ADAPTORS
Straight:

Can't find what you're looking for?

1300 654 782

207

Email: sales@taipan.com.au

Fax 07 5428 1311

Adaptors Straight

Nipple

Straight

JIC Male x UNO Male Extended



Part Number	JIC M	UNO M	Length
QNELP09	9/16	9/16	58.5
QNELP12	3/4	3/4	68.5
QNELP14	7/8	7/8	77
QNELP17	1 1/16	1 1/16	91.5
QNELP21	1 5/16	1 5/16	101

Straight

Metric Male Port x ORFS Male



Part Number	Metric M	ORFS M
QNIRW1209	12 x 1.5	9/16
QNIRW1411	14 x 1.5	11/16
QNIRW1611	16 x 1.5	11/16
QNIRW1813	18 x 1.5	13/16
QNIRW2213	22 x 1.5	13/16
QNIRW2216	22 x 1.5	1
QNIRW2719	27 x 2	1 3/16
QNIRW3323	33 x 2	1 7/16
QNIRW4223	42 x 2	1 7/16

Straight

NPT Male x NPT Male



Part Number	NPT M	NPT M
QNIU02	1/8	1/8
QNIU04	1/4	1/4
QNIU0402	1/4	1/8
QNIU06	3/8	3/8
QNIU0604	3/8	1/4
QNIU08	1/2	1/2
QNIU0804	1/2	1/4
QNIU0806	1/2	3/8
QNIU12	3/4	3/4
QNIU1206	3/4	3/8
QNIU1208	3/4	1/2
QNIU16	1	1
QNIU1608	1	1/2
QNIU1612	1	3/4
QNIU20	1 1/4	1 1/4
QNIU2016	1 1/4	1

Continued on following page...



Adaptors Straight

Nipple

Straight

NPT Male x NPT Male *Continued..*



Part Number	NPT M	NPT M
QNIU2024	1 1/4	1 1/2
QNIU24	1 1/2	1 1/2
QNIU32	2	2
QNIU3224	2	1 1/2
QNIU48	3	3

Straight

ORFS Male x ORFS Male



Part Number	ORFS M	ORFS M
QNIW09	9/16	9/16
QNIW11	11/16	11/16
QNIW1109	11/16	9/16
QNIW13	13/16	13/16
QNIW1311	13/16	11/16
QNIW16	1	1
QNIW1613	1	13/16
QNIW19	1 3/16	1 3/16
QNIW1913	1 3/16	13/16
QNIW1916	1 3/16	1
QNIW23	1 7/16	1 7/16
QNIW2319	1 7/16	1 3/16
QNIW27	1 11/16	1 11/16

Straight

SAE Male x NPT Male



Part Number	SAE M	NPT M
QNIsmu1006	5/8	3/8

Straight

SAE Male x SAE Male



Part Number	SAE M	SAE M
QNIsm10	5/8	5/8

ADAPTORS
Straight

Can't find what you're looking for?

1300 654 782

Adaptors Straight

Nipple



Straight

UNO Male x ORFS Male

Part Number	UNO M	ORFS M
QNIPW0709	7/16	9/16
QNIPW0711	7/16	11/16
QNIPW09	9/16	9/16
QNIPW0911	9/16	11/16
QNIPW0913	9/16	13/16
QNIPW1211	3/4	11/16
QNIPW1213	3/4	13/16
QNIPW1216	3/4	1
QNIPW1413	7/8	13/16
QNIPW1416	7/8	1
QNIPW1419	7/8	1 3/16
QNIPW1713	1 1/16	13/16
QNIPW1716	1 1/16	1
QNIPW1719	1 1/16	1 3/16
QNIPW2119	1 5/16	1 3/16
QNIPW2123	1 5/16	1 7/16
QNIPW2127	1 5/16	1 11/16
QNIPW2627	1 5/8	1 11/16

Reducing Bush



Straight

BSPP Female x BSPP Male

Part Number	BSPP F	BSPP M
QRASD0204	1/8	1/4
QRASD0406	1/4	3/8
QRASD0408	1/4	1/2
QRASD0412	1/4	3/4
QRASD0416	1/4	1
QRASD0608	3/8	1/2
QRASD0612	3/8	3/4
QRASD0812	1/2	3/4
QRASD0816	1/2	1
QRASD0820	1/2	1 1/4
QRASD1216	3/4	1
QRASD1220	3/4	1 1/4

Continued on following page..

Adaptors Straight

Reducing Bush

Straight



BSPP Female x BSPP Male *Continued..*

Part Number	BSPP F	BSPP M
QRASD1232	3/4	2
QRASD1620	1	1 1/4
QRASD1624	1	1 1/2
QRASD1632	1	2
QRASD2024	1 1/4	1 1/2
QRASD2032	1 1/4	2
QRASD2432	1 1/2	2

Straight



BSPT Female x BSPP Male

Part Number	BSPT F	BSPP M
QRBSD1216	3/4	1

Straight



BSPT Female x BSPT Male

Part Number	BSPT F	BSPT M
QRBSE0204	1/8	1/4
QRBSE0206	1/8	3/8
QRBSE0208	1/8	1/2
QRBSE0406	1/4	3/8
QRBSE0408	1/4	1/2
QRBSE0412	1/4	3/4
QRBSE0416	1/4	1
QRBSE0608	3/8	1/2
QRBSE0612	3/8	3/4
QRBSE0616	3/8	1
QRBSE0812	1/2	3/4
QRBSE0816	1/2	1
QRBSE0820	1/2	1 1/4
QRBSE1216	3/4	1
QRBSE1220	3/4	1 1/4
QRBSE1224	3/4	1 1/2

Continued on following page..

ADAPTORS
Straight:

Can't find what you're looking for?

1300 654 782

Adaptors Straight

Reducing Bush

Straight

BSPT Female x BSPT Male *Continued..*



Part Number	BSPT F	BSPT M
QRBSE1620	1	1 1/4
QRBSE1624	1	1 1/2
QRBSE1632	1	2
QRBSE2024	1 1/4	1 1/2
QRBSE2032	1 1/4	2
QRBSE2432	1 1/2	2

Straight

JIC Female x JIC Male



Part Number	JIC F	JIC M
QRKSL0807	1/2	7/16
QRKSL0907	9/16	7/16
QRKSL1207	3/4	7/16
QRKSL1209	3/4	9/16
QRKSL1407	7/8	7/16
QRKSL1409	7/8	9/16
QRKSL1412	7/8	3/4
QRKSL1707	1 1/16	7/16
QRKSL1709	1 1/16	9/16
QRKSL1712	1 1/16	3/4
QRKSL1714	1 1/16	7/8
QRKSL2109	1 5/16	9/16
QRKSL2112	1 5/16	3/4
QRKSL2114	1 5/16	7/8
QRKSL2117	1 5/16	1 1/16
QRKSL2612	1 5/8	3/4
QRKSL2617	1 5/8	1 1/16
QRKSL2621	1 5/8	1 5/16
QRKSL3021	1 7/8	1 5/16
QRKSL3026	1 7/8	1 5/8
QRKSL4026	2 1/2	1 5/8
QRKSL4030	2 1/2	1 7/8



Adaptors Straight

Reducing Bush

Straight



NPT Female x NPT Male

Part Number	NPT F	NPT M
QRTSU0204	1/8	1/4
QRTSU0206	1/8	3/8
QRTSU0208	1/8	1/2
QRTSU0212	1/8	3/4
QRTSU0406	1/4	3/8
QRTSU0408	1/4	1/2
QRTSU0412	1/4	3/4
QRTSU0416	1/4	1
QRTSU0420	1/4	1 1/4
QRTSU0608	3/8	1/2
QRTSU0612	3/8	3/4
QRTSU0616	3/8	1
QRTSU0812	1/2	3/4
QRTSU0816	1/2	1
QRTSU1216	3/4	1
QRTSU1220	3/4	1 1/4
QRTSU1224	3/4	1 1/2
QRTSU1620	1	1 1/4
QRTSU1624	1	1 1/2
QRTSU1632	1	2
QRTSU2024	1 1/4	1 1/2
QRTSU2032	1 1/4	2
QRTSU2432	1 1/2	2

Straight



ORFS Female Swivel x ORFS Male

Part Number	ORFS F S/W	ORFS M
QRVW1109	11/16	9/16
QRVW1309	13/16	9/16
QRVW1311	13/16	11/16
QRVW1609	1	9/16
QRVW1611	1	11/16
QRVW1613	1	13/16
QRVW1911	1 3/16	11/16
QRVW1913	1 3/16	13/16

Continued on following page..

Can't find what you're looking for?

1300 654 782

213

Email: sales@taipan.com.au
Fax 07 5428 1311

ADAPTORS
Straight

Adaptors Straight

Reducing Bush

Straight

ORFS Female Swivel x ORFS Male *Continued..*



Part Number	ORFS F S/W	ORFS M
QRVW1916	1 3/16	1
QRVW2316	1 7/16	1
QRVW2319	1 7/16	1 3/16
QRVW2719	1 11/16	1 3/16
QRVW2723	1 11/16	1 7/16
QRVW3227	2	1 11/16

Socket

Straight

BSPP Female



Part Number	BSPP F	BSPP F
QSA04	1/4	1/4
QSA06	3/8	3/8
QSA08	1/2	1/2
QSA12	3/4	3/4
QSA16	1	1
QSA20	1 1/4	1 1/4
QSA24	1 1/2	1 1/2
QSA32	2	2

Straight

BSPT Female



Part Number	BSPT F	BSPT F	Material
QSB02	1/8	1/8	
QSB04	1/4	1/4	
QSB0402	1/4	1/8	
QSB06	3/8	3/8	
QSB0602	3/8	1/8	
QSB0604	3/8	1/4	
QSB08	1/2	1/2	
QSB0804	1/2	1/4	
QSB0806	1/2	3/8	
QSB12	3/4	3/4	
QSB1204	3/4	1/4	
QSB1208	3/4	1/2	
QSB16	1	1	

BS = Black Steel

Continued on following page..



Adaptors Straight

Socket

Straight



BS = Black Steel

BSPT Female *Continued..*

Part Number	BSPT F	BSPT F	Material
QSB1612	1	3/4	
QSB20	1 1/4	1 1/4	
QSB2016	1 1/4	1	
QSB24	1 1/2	1 1/2	
QSB2420	1 1/2	1 1/4	
QSB32	2	2	
QSB32- BS	2	2	BLACK STEEL

Straight



NPT Female

Part Number	NPT F	NPT F
QST02	1/8	1/8
QST04	1/4	1/4
QST0402	1/4	1/8
QST06	3/8	3/8
QST0604	3/8	1/4
QST08	1/2	1/2
QST12	3/4	3/4
QST16	1	1
QST1612	1	3/4
QST20	1 1/4	1 1/4
QST24	1 1/2	1 1/2
QST32	2	2

Straight



UNO Female

Part Number	UNO F
QSPF07	7/16
QSPF09	9/16
QSPF12	3/4
QSPF14	7/8
QSPF17	1 1/16
QSPF21	1 5/16


ADAPTORS
Straight:


Can't find what you're looking for?


1300 654 782

45 Degree Elbows

Elbow Block

45 Degree Elbows	BSPP Female Swivel x BSPT Male - 45°		
	Part Number	BSPP F S/W	BSPT M
	QEBAE0245	1/8	1/8
	QEBAE0445	1/4	1/4
	QEBAE0645	3/8	3/8
	QEBAE0845	1/2	1/2
	QEBAE1245	3/4	3/4
	QEBAE1645	1	1
	QEBAE2045	1 1/4	1 1/4
	QEBAE2445	1 1/2	1 1/2
	QEBAE3245	2	2

45 Degree Elbows	BSPP Male x BSPT Male - 45°		
	Part Number	BSPP M	BSPT M
	QEBDE0445	1/4	1/4
	QEBDE0645	3/8	3/8
	QEBDE0845	1/2	1/2
	QEBDE1245	3/4	3/4
	QEBDE1645	1	1

45 Degree Elbows	BSPP Male x JIC Male - 45°		
	Part Number	BSPP M	JIC M
	QEBDL020745	1/8	7/16
	QEBDL040745	1/4	7/16
	QEBDL040945	1/4	9/16
	QEBDL041245	1/4	3/4
	QEBDL060945	3/8	9/16
	QEBDL061245	3/8	3/4
	QEBDL080945	1/2	9/16
	QEBDL081245	1/2	3/4
	QEBDL081445	1/2	7/8
	QEBDL121445	3/4	7/8
	QEBDL121745	3/4	1 1/16
	QEBDL122145	3/4	1 5/16
	QEBDL1245	3/4	3/4
	QEBDL161745	1	1 1/16
	QEBDL162145	1	1 5/16
	QEBDL202645	1 1/4	1 5/8



45 Degree Elbows

Elbow Block

45 Degree Elbows



BSPT Solid Female - 45°

Part Number	BSPT F	BSPT F
QEBBS0245	1/8	1/8
QEBBS0445	1/4	1/4
QEBBS0645	3/8	3/8
QEBBS0845	1/2	1/2
QEBBS1245	3/4	3/4
QEBBS1645	1	1


45 Degree Elbows



BSPT Female Solid x BSPT Male - 45°

Part Number	BSPT F	BSPT M
QEBBSE0445	1/4	1/4
QEBBSE0645	3/8	3/8
QEBBSE0845	1/2	1/2
QEBBSE1245	3/4	3/4
QEBBSE1645	1	1
QEBBSE2045	1 1/4	1 1/4
QEBBSE2445	1 1/2	1 1/2

45 Degree Elbows



BSPT Male - 45°

Part Number	BSPT M	BSPT M
QEBE0245	1/8	1/8
QEBE0445	1/4	1/4
QEBE0645	3/8	3/8
QEBE0845	1/2	1/2
QEBE1245	3/4	3/4
QEBE120845	3/4	1/2
QEBE161245	1	3/4
QEBE1645	1	1
QEBE2045	1 1/4	1 1/4

45 Degree Elbows

Elbow Block



45 Degree Elbows

BSPT Male x JIC Male - 45°

Part Number	BSPT M	JIC M
QEBELO20745	1/8	7/16
QEBELO40745	1/4	7/16
QEBELO40945	1/4	9/16
QEBELO41245	1/4	3/4
QEBELO60945	3/8	9/16
QEBELO61245	3/8	3/4
QEBELO61445	3/8	7/8
QEBELO80945	1/2	9/16
QEBELO81245	1/2	3/4
QEBELO81445	1/2	7/8
QEBELO81745	1/2	1 1/16
QEBEL121445	3/4	7/8
QEBEL121745	3/4	1 1/16
QEBEL122145	3/4	1 5/16
QEBEL162145	1	1 5/16
QEBEL162645	1	1 5/8
QEBEL202645	1 1/4	1 5/8

45 Degree Elbows

BSPT Male x UNO Male - 45°



Part Number	BSPT M	UNO M
QEBEP040945	1/4	9/16
QEBEP060945	3/8	9/16
QEBEP061245	3/8	3/4
QEBEP081245	1/2	3/4
QEBEP081445	1/2	7/8
QEBEP121745	3/4	1 1/16
QEBEP162145	1	1 5/16



45 Degree Elbows

Elbow Block

45 Degree Elbows



JIC Female Swivel x JIC Male - 45°

Part Number	JIC F S/W	JIC M
QEBKLO745	7/16	7/16
QEBKLO845	1/2	1/2
QEBKLO945	9/16	9/16
QEBKL1245	3/4	3/4
QEBKL1445	7/8	7/8
QEBKL1745	1 1/16	1 1/16
QEBKL2145	1 5/16	1 5/16
QEBKL2645	1 5/8	1 5/8
QEBKL3045	1 7/8	1 7/8
QEBKL4045	2 1/2	2 1/2

45 Degree Elbows



JIC Female Swivel x UNO Male - 45°

Part Number	JIC F S/W	UNO M
QEBKP0945	9/16	9/16
QEBKP1245	3/4	3/4
QEBKP1445	7/8	7/8

45 Degree Elbows





JIC Male x NPT Male - 45°


Part Number	JIC M	NPT M
QEBLU070245	7/16	1/8
QEBLU070445	7/16	1/4
QEBLU090445	9/16	1/4
QEBLU090645	9/16	3/8
QEBLU120445	3/4	1/4
QEBLU120645	3/4	3/8
QEBLU120845	3/4	1/2
QEBLU140845	7/8	1/2
QEBLU171245	1 1/16	3/4
QEBLU211645	1 5/16	1
QEBLU403245	2 1/2	2

45 Degree Elbows

Elbow Block

45 Degree Elbows	JIC Male x UNO Male - 45°		
	Part Number	JIC M	UNO M
	QEBLP0745	7/16	7/16
	QEBLP091245	9/16	3/4
	QEBLP0945	9/16	9/16
	QEBLP120945	3/4	9/16
	QEBLP121445	3/4	7/8
	QEBLP121745	3/4	1 1/16
	QEBLP1245	3/4	3/4
	QEBLP141245	7/8	3/4
	QEBLP1445	7/8	7/8
	QEBLP171245	1 1/16	3/4
	QEBLP171445	1 1/16	7/8
	QEBLP172145	1 1/16	1 5/16
	QEBLP1745	1 1/16	1 1/16
	QEBLP211745	1 5/16	1 1/16
	QEBLP212645	1 5/16	1 5/8
	QEBLP2145	1 5/16	1 5/16
	QEBLP2645	1 5/8	1 5/8

45 Degree Elbows	NPT Female Solid - 45°		
	Part Number	NPT F	NPT F
	QEBSO445	1/4	1/4
	QEBSO645	3/8	3/8

45 Degree Elbows	NPT Female Solid x NPT Male - 45°		
	Part Number	NPT F	NPT M
	QEBTSU0245	1/8	1/8
	QEBTSU0445	1/4	1/4
	QEBTSU1245	3/4	3/4



45 Degree Elbows

Elbow Block

45 Degree Elbows

NPT Male - 45°



Part Number	NPT M	NPT M
QEBU0445	1/4	1/4
QEBU1645	1	1

45 Degree Elbows

ORFS Female Swivel x ORFS Male - 45°



Part Number	ORFS F S/W	ORFS M
QEBVW0945	9/16	9/16
QEBVW1145	11/16	11/16
QEBVW1345	13/16	13/16
QEBVW1645	1	1
QEBVW1945	1 3/16	1 3/16
QEBVW2345	1 7/16	1 7/16
QEBVW2745	1 11/16	1 11/16

45 Degree Elbows

UNO Male x ORFS Male - 45°



Part Number	UNO M	ORFS M
QEBPW0945	9/16	9/16
QEBPW091145	9/16	11/16
QEBPW121345	3/4	13/16

Tube Elbow

45 Degree Elbows

Code 61 Flange x JIC Male - 45°



Part Number	C61 Flange	JIC M
QETFL081245	1/2	3/4
QETFL121445	3/4	7/8
QETFL121745	3/4	1 1/16
QETFL122145	3/4	1 5/16
QETFL161745	1	1 1/16
QETFL162145	1	1 5/16
QETFL202145	1 1/4	1 5/16
QETFL202645	1 1/4	1 5/8

Continued on following page..

45 Degree Elbows

Tube Elbow

45 Degree Elbows

Code 61 Flange x JIC Male - 45° *Continued..*



Part Number	C61 Flange	JIC M
QETFL242645	1 1/2	1 5/8
QETFL243045	1 1/2	1 7/8
QETFL324045	2	2 1/2

45 Degree Elbows

Code 62 Flange x JIC Male - 45°



Part Number	C62 Flange	JIC M
QETGL121745	3/4	1 1/16
QETGL122145	3/4	1 5/16
QETGL161745	1	1 1/16
QETGL162145	1	1 5/16
QETGL202145	1 1/4	1 5/16
QETGL202645	1 1/4	1 5/8
QETGL242645	1 1/2	1 5/8
QETGL243045	1 1/2	1 7/8

45 Degree Elbows

Code 62 Flange x ORFS Male - 45°



Part Number	C62 Flange	ORFS M
QETGW162345	1	1 7/16

45 Degree Elbows

JIC Female Swivel x JIC Male - 45°



Part Number	JIC F S/W	JIC M
QETKL0745	7/16	7/16
QETKL0945	9/16	9/16
QETKL1245	3/4	3/4
QETKL1445	7/8	7/8
QETKL1745	1 1/16	1 1/16
QETKL211745	1 5/16	1 1/16
QETKL2145	1 5/16	1 5/16
QETKL2645	1 5/8	1 5/8



90 Degree Elbows

Bulkhead

90 Degree Elbows



Note: Only comes with single nut.

JIC Male Bulkhead x JIC Male - 90°

Part Number	JIC M B/H	JIC M
QEBBLL07	7/16	7/16
QEBBLL09	9/16	9/16
QEBBLL12	3/4	3/4
QEBBLL14	7/8	7/8
QEBBLL17	1 1/16	1 1/16
QEBBLL21	1 5/16	1 5/16
QEBBLL26	1 5/8	1 5/8

Elbow Block

90 Degree Elbows



BSPF Female Swivel x BSPT Male - 90°

Part Number	BSPF F S/W	BSPT M
QEBAE02	1/8	1/8
QEBAE04	1/4	1/4
QEBAE06	3/8	3/8
QEBAE0604	3/8	1/4
QEBAE0608	3/8	1/2
QEBAE08	1/2	1/2
QEBAE12	3/4	3/4
QEBAE1208	3/4	1/2
QEBAE16	1	1
QEBAE1612	1	3/4
QEBAE20	1 1/4	1 1/4
QEBAE24	1 1/2	1 1/2
QEBAE32	2	2

90 Degree Elbows



BSPF Female Swivel x UNO Male - 90°

Part Number	BSPF F S/W	UNO M
QEBAP0612	3/8	3/4
QEBAP0812	1/2	3/4
QEBAP0814	1/2	7/8

90 Degree Elbows

Elbow Block

90 Degree Elbows



BSPP Male x BSPT Male - 90°

Part Number	BSPP M	BSPT M
QEBDE04	1/4	1/4
QEBDE06	3/8	3/8
QEBDE0604	3/8	1/4
QEBDE08	1/2	1/2
QEBDE0806	1/2	3/8
QEBDE0812	1/2	3/4
QEBDE12	3/4	3/4
QEBDE1208	3/4	1/2
QEBDE16	1	1
QEBDE1612	1	3/4
QEBDE20	1 1/4	1 1/4
QEBDE24	1 1/2	1 1/2

90 Degree Elbows



BSPP Male x JIC Male - 90°

Part Number	BSPP M	JIC M
QEBDL0207	1/8	7/16
QEBDL0209	1/8	9/16
QEBDL0407	1/4	7/16
QEBDL0408	1/4	1/2
QEBDL0409	1/4	9/16
QEBDL0412	1/4	3/4
QEBDL0607	3/8	7/16
QEBDL0609	3/8	9/16
QEBDL0612	3/8	3/4
QEBDL0614	3/8	7/8
QEBDL0809	1/2	9/16
QEBDL0812	1/2	3/4
QEBDL0814	1/2	7/8
QEBDL0817	1/2	1 1/16
QEBDL12	3/4	3/4
QEBDL1207	3/4	7/16
QEBDL1209	3/4	9/16
QEBDL1214	3/4	7/8
QEBDL1217	3/4	1 1/16

Continued on following page...



90 Degree Elbows

Elbow Block

90 Degree Elbows



BSPP Male x JIC Male - 90° *Continued...*

Part Number	BSPP M	JIC M
QEBDL1221	3/4	1 5/16
QEBDL1614	1	7/8
QEBDL1617	1	1 1/16
QEBDL1621	1	1 5/16
QEBDL1626	1	1 5/8
QEBDL2021	1 1/4	1 5/16
QEBDL2026	1 1/4	1 5/8
QEBDL2030	1 1/4	1 7/8
QEBDL2421	1 1/2	1 5/16
QEBDL2426	1 1/2	1 5/8
QEBDL2430	1 1/2	1 7/8
QEBDL3240	2	2 1/2

90 Degree Elbows



BSPP Male x ORFS Male - 90°

Part Number	BSPP M	ORFS M
QEBDW0409	1/4	9/16
QEBDW0411	1/4	11/16
QEBDW0611	3/8	11/16
QEBDW0613	3/8	13/16
QEBDW0813	1/2	13/16
QEBDW0816	1/2	1
QEBDW1219	3/4	1 3/16
QEBDW1619	1	1 3/16
QEBDW1623	1	1 7/16
QEBDW2027	1 1/4	1 11/16

90 Degree Elbows



BSPT Solid Female - 90°

Part Number	BSPT F	BSPT F
QEBBS02	1/8	1/8
QEBBS04	1/4	1/4
QEBBS06	3/8	3/8
QEBBS08	1/2	1/2
QEBBS12	3/4	3/4
QEBBS16	1	1
QEBBS20	1 1/4	1 1/4
QEBBS24	1 1/2	1 1/2
QEBBS32	2	2

90 Degree Elbows

Elbow Block

90 Degree Elbows

BSPT Female Solid x BSPT Male - 90°



Part Number	BSPT F	BSPT M
QEBBSE02	1/8	1/8
QEBBSE04	1/4	1/4
QEBBSE06	3/8	3/8
QEBBSE0608	3/8	1/2
QEBBSE08	1/2	1/2
QEBBSE0806	1/2	3/8
QEBBSE12	3/4	3/4
QEBBSE1208	3/4	1/2
QEBBSE16	1	1
QEBBSE20	1 1/4	1 1/4
QEBBSE24	1 1/2	1 1/2
QEBBSE32	2	2

90 Degree Elbows

BSPT Male - 90°



Part Number	BSPT M	BSPT M
QEBE02	1/8	1/8
QEBE04	1/4	1/4
QEBE0402	1/4	1/8
QEBE06	3/8	3/8
QEBE0604	3/8	1/4
QEBE08	1/2	1/2
QEBE0804	1/2	1/4
QEBE0806	1/2	3/8
QEBE12	3/4	3/4
QEBE1208	3/4	1/2
QEBE16	1	1
QEBE1612	1	3/4
QEBE20	1 1/4	1 1/4
QEBE2012	1 1/4	3/4
QEBE2016	1 1/4	1
QEBE24	1 1/2	1 1/2
QEBE32	2	2



90 Degree Elbows

Elbow Block

90 Degree Elbows



BSPT Male x JIC Female Swivel - 90°

Part Number	BSPT M	JIC F S/W
QEBEK0409	1/4	9/16
QEBEK0609	3/8	9/16
QEBEK0812	1/2	3/4
QEBEK0814	1/2	7/8

90 Degree Elbows



BSPT Male x JIC Male - 90°

Part Number	BSPT M	JIC M
QEBEL0207	1/8	7/16
QEBEL0208	1/8	1/2
QEBEL0209	1/8	9/16
QEBEL0212	1/8	3/4
QEBEL0407	1/4	7/16
QEBEL0408	1/4	1/2
QEBEL0409	1/4	9/16
QEBEL0412	1/4	3/4
QEBEL0607	3/8	7/16
QEBEL0609	3/8	9/16
QEBEL0612	3/8	3/4
QEBEL0614	3/8	7/8
QEBEL0807	1/2	7/16
QEBEL0809	1/2	9/16
QEBEL0812	1/2	3/4
QEBEL0814	1/2	7/8
QEBEL0817	1/2	1 1/16
QEBEL12	3/4	3/4
QEBEL1209	3/4	9/16
QEBEL1214	3/4	7/8
QEBEL1217	3/4	1 1/16
QEBEL1221	3/4	1 5/16
QEBEL1612	1	3/4
QEBEL1614	1	7/8
QEBEL1617	1	1 1/16
QEBEL1621	1	1 5/16
QEBEL1626	1	1 5/8

Continued on following page..

90 Degree Elbows

Elbow Block

90 Degree Elbows

BSPT Male x JIC Male - 90° *Continued...*



Part Number	BSPT M	JIC M
QEBEL2017	1 1/4	1 1/16
QEBEL2021	1 1/4	15/16
QEBEL2026	1 1/4	15/8
QEBEL2030	1 1/4	17/8
QEBEL2426	1 1/2	15/8
QEBEL2430	1 1/2	17/8
QEBEL2440	1 1/2	2 1/2
QEBEL3240	2	2 1/2

90 Degree Elbows

BSPT Male x UNO Male - 90°



Part Number	BSPT M	UNO M
QEBEP0407	1/4	7/16
QEBEP0409	1/4	9/16
QEBEP0412	1/4	3/4
QEBEP0609	3/8	9/16
QEBEP0612	3/8	3/4
QEBEP0614	3/8	7/8
QEBEP0812	1/2	3/4
QEBEP0814	1/2	7/8
QEBEP0817	1/2	1 1/16
QEBEP1214	3/4	7/8
QEBEP1217	3/4	1 1/16
QEBEP1621	1	15/16

90 Degree Elbows

JIC Female Swivel x JIC Male - 90°



M19 = 19MM NUT

Part Number	JIC F S/W	JIC M
QEBKL07	7/16	7/16
QEBKL08	1/2	1/2
QEBKL09	9/16	9/16
QEBKL09-M19	9/16	9/16
QEBKL12	3/4	3/4
QEBKL1209	3/4	9/16
QEBKL1214	3/4	7/8
QEBKL14	7/8	7/8

Continued on following page..

90 Degree Elbows

Elbow Block

90 Degree Elbows



M19 = 19MM NUT

JIC Female Swivel x JIC Male - 90° *Continued...*

Part Number	JIC F S/W	JIC M
QEBKL1412	7/8	3/4
QEBKL1417	7/8	1 1/16
QEBKL17	1 1/16	1 1/16
QEBKL1714	1 1/16	7/8
QEBKL21	1 5/16	1 5/16
QEBKL26	1 5/8	1 5/8
QEBKL30	1 7/8	1 7/8
QEBKL40	2 1/2	2 1/2

90 Degree Elbows



JIC Female Swivel x UNO Male - 90°

Part Number	JIC F S/W	UNO M
QEBKP09	9/16	9/16
QEBKP0912	9/16	3/4
QEBKP12	3/4	3/4
QEBKP1214	3/4	7/8
QEBKP14	7/8	7/8
QEBKP17	1 1/16	1 1/16

90 Degree Elbows



JIC Male - 90°

Part Number	JIC M	JIC M
QEBL07	7/16	7/16
QEBL09	9/16	9/16
QEBL12	3/4	3/4
QEBL1209	3/4	9/16
QEBL14	7/8	7/8
QEBL1412	7/8	3/4
QEBL17	1 1/16	1 1/16
QEBL1714	1 1/16	7/8
QEBL21	1 5/16	1 5/16
QEBL26	1 5/8	1 5/8
QEBL30	1 7/8	1 7/8

90 Degree Elbows

Elbow Block

90 Degree Elbows

JIC Male x Metric Male Port - 90°



Part Number	JIC M	Metric M
QEBLR0712	7/16	12MM x 1.5
QEBLR0914	9/16	14MM x 1.5
QEBLR0916	9/16	16MM x 1.5
QEBLR0918	9/16	18MM x 1.5
QEBLR1216	3/4	16MM x 1.5
QEBLR1218	3/4	18MM x 1.5
QEBLR1222	3/4	22MM x 1.5
QEBLR1420	7/8	20MM x 1.5
QEBLR1422	7/8	22MM x 1.5
QEBLR1722	1 1/16	22MM x 1.5
QEBLR1727	1 1/16	27MM x 2
QEBLR1727-1.5MM	1 1/16	27MM x 1.5
QEBLR2127	1 5/16	27MM x 2
QEBLR2133	1 5/16	33MM x 2
QEBLR2642	1 5/8	42MM x 2

90 Degree Elbows

JIC Male x NPT Male - 90°



Part Number	JIC M	NPT M
QEBLU0702	7/16	1/8
QEBLU0704	7/16	1/4
QEBLU0902	9/16	1/8
QEBLU0904	9/16	1/4
QEBLU0906	9/16	3/8
QEBLU0908	9/16	1/2
QEBLU0912	9/16	3/4
QEBLU12	3/4	3/4
QEBLU1206	3/4	3/8
QEBLU1208	3/4	1/2
QEBLU1408	7/8	1/2
QEBLU1712	1 1/16	3/4
QEBLU1716	1 1/16	1
QEBLU2116	1 5/16	1
QEBLU2120	1 5/16	1 1/4
QEBLU2124	1 5/16	1 1/2
QEBLU2620	1 5/8	1 1/4
QEBLU3024	1 7/8	1 1/2
QEBLU4032	2 1/2	2



90 Degree Elbows

Elbow Block

90 Degree Elbows

JIC Male x UNO Male - 90°



Part Number	JIC M	UNO M
QEBLP07	7/16	7/16
QEBLP0709	7/16	9/16
QEBLP0712	7/16	3/4
QEBLP08	1/2	1/2
QEBLP09	9/16	9/16
QEBLP0907	9/16	7/16
QEBLP0908	9/16	1/2
QEBLP0912	9/16	3/4
QEBLP0914	9/16	7/8
QEBLP0917	9/16	1 1/16
QEBLP12	3/4	3/4
QEBLP1207	3/4	7/16
QEBLP1209	3/4	9/16
QEBLP1214	3/4	7/8
QEBLP1217	3/4	1 1/16
QEBLP1221	3/4	1 5/16
QEBLP14	7/8	7/8
QEBLP1409	7/8	9/16
QEBLP1412	7/8	3/4
QEBLP1417	7/8	1 1/16
QEBLP1421	7/8	1 5/16
QEBLP17	1 1/16	1 1/16
QEBLP1712	1 1/16	3/4
QEBLP1714	1 1/16	7/8
QEBLP1721	1 1/16	1 5/16
QEBLP1726	1 1/16	1 5/8
QEBLP1730	1 1/16	1 7/8
QEBLP21	1 5/16	1 5/16
QEBLP2114	1 5/16	7/8
QEBLP2117	1 5/16	1 1/16
QEBLP2126	1 5/16	1 5/8
QEBLP26	1 5/8	1 5/8
QEBLP2617	1 5/8	1 1/16
QEBLP2621	1 5/8	1 5/16
QEBLP30	1 7/8	1 7/8

ADAPTORS
90 Degree Elbows

Can't find what you're looking for?

1300 654 782

231

Email: sales@taipan.com.au
Fax 07 5428 1311

90 Degree Elbows

Elbow Block

90 Degree Elbows

JIS Metric Female Swivel Komatsu x JIS Metric Male Komatsu - 90°



Part Number	JIS F (Metric) S/W	JIS M (Metric)
QEBMN14	14MM x 1.5	14MM x 1.5
QEBMN16	16MM x 1.5	16MM x 1.5
QEBMN18	18MM x 1.5	18MM x 1.5
QEBMN22	22MM x 1.5	22MM x 1.5
QEBMN24	24MM x 1.5	24MM x 1.5
QEBMN30	30MM x 1.5	30MM x 1.5

90 Degree Elbows

JIS Imperial Female Swivel x JIS Imperial Male - 90°



Part Number	JIS BSPP F	JIS BSPP M
QEBHJ04	1/4	1/4
QEBHJ06	3/8	3/8

90 Degree Elbows

NPT Female Solid - 90°



Part Number	NPT F	NPT F
QEBTS02	1/8	1/8
QEBTS04	1/4	1/4
QEBTS06	3/8	3/8
QEBTS08	1/2	1/2
QEBTS12	3/4	3/4
QEBTS16	1	1
QEBTS20	1 1/4	1 1/4
QEBTS32	2	2

90 Degree Elbows

NPT Female Solid x NPT Male - 90°



Part Number	NPT F	NPT M
QEBTSU02	1/8	1/8
QEBTSU04	1/4	1/4
QEBTSU06	3/8	3/8
QEBTSU08	1/2	1/2
QEBTSU12	3/4	3/4
QEBTSU16	1	1



90 Degree Elbows

Elbow Block

90 Degree Elbows

NPT Female Swivel x NPT Male - 90°



Part Number	NPT F S/W	NPT M
QEBTU02	1/8	1/8
QEBTU04	1/4	1/4
QEBTU06	3/8	3/8

90 Degree Elbows

NPT Male - 90°



Part Number	NPT M	NPT M
QEBU02	1/8	1/8
QEBU04	1/4	1/4
QEBU06	3/8	3/8
QEBU0604	3/8	1/4
QEBU08	1/2	1/2
QEBU0806	1/2	3/8
QEBU12	3/4	3/4
QEBU16	1	1

90 Degree Elbows

NPT Male x ORFS Male - 90°



Part Number	NPT M	ORFS M
QEBUW0209	1/8	9/16

90 Degree Elbows

ORFS Female Swivel x ORFS Male - 90°



Part Number	ORFS F S/W	ORFS M
QEBVW09	9/16	9/16
QEBVW11	11/16	11/16
QEBVW13	13/16	13/16
QEBVW16	1	1
QEBVW19	1 3/16	1 3/16
QEBVW23	1 7/16	1 7/16
QEBVW27	1 11/16	1 11/16

90 Degree Elbows

Elbow Block

90 Degree Elbows



ORFS Male - 90°

Part Number	ORFS M	ORFS M
QEBW09	9/16	9/16
QEBW11	11/16	11/16
QEBW13	13/16	13/16
QEBW16	1	1
QEBW19	1 3/16	1 3/16

90 Degree Elbows



SAE Female Swivel x SAE Male - 90°

Part Number	SAE F S/W	SAE M
QEBFSM10	5/8	5/8

90 Degree Elbows



UNO Male x ORFS Male - 90°

Part Number	UNO M	ORFS M
QEBPW0709	7/16	9/16
QEBPW0711	7/16	11/16
QEBPW09	9/16	9/16
QEBPW0911	9/16	11/16
QEBPW0913	9/16	13/16
QEBPW1211	3/4	11/16
QEBPW1213	3/4	13/16
QEBPW1413	7/8	13/16
QEBPW1416	7/8	1
QEBPW1713	1 1/16	13/16
QEBPW1719	1 1/16	1 3/16
QEBPW2119	1 5/16	1 3/16
QEBPW2123	1 5/16	1 7/16
QEBPW2127	1 5/16	1 11/16

Elbow Block Long Drop

90 Degree Elbows



JIC Male x NPT Male Extended Elbow - 90°

Part Number	JIC M	NPT M	Drop Length
QLEBLU0702-E30	7/16	1/8	30MM
QLEBLU0702-E40	7/16	1/8	40MM
QLEBLU0704-E40	7/16	1/4	40MM
QLEBLU0704-E55	7/16	1/4	55MM



90 Degree Elbows

Elbow Block Long Drop

90 Degree Elbows

JIC Male x UNO Male Extended Elbow - 90°



Part Number	JIC M	UNO M	Drop Length
QLEBLP09-E53	9/16	9/16	53MM
QLEBLP12-E63	3/4	3/4	63MM
QLEBLP1214-E55	3/4	7/8	55MM
QLEBLP1214-E73	3/4	7/8	73MM
QLEBLP1412-E73	7/8	3/4	73MM
QLEBLP1414-E73	7/8	7/8	73MM

Elbow Tube

90 Degree Elbows

Code 61 Flange x JIC Male - 90°



Part Number	C61 Flange	JIC M	Drop Length
QETFL0812-45MM	1/2	3/4	45MM
QETFL12-58MM	3/4	3/4	58MM
QETFL1214-53MM	3/4	7/8	53MM
QETFL1217-58MM	3/4	1 1/16	58MM
QETFL1221-60MM	3/4	1 5/16	60MM
QETFL1617-58MM	1	1 1/16	58MM
QETFL1621-70MM	1	1 5/16	70MM
QETFL2021-70MM	1 1/4	1 5/16	70MM
QETFL2026-90MM	1 1/4	1 5/8	90MM
QETFL2426-90MM	1 1/2	1 5/8	90MM
QETFL2430-104MM	1 1/2	1 7/8	104MM
QETFL3240-120MM	2	2 1/2	120MM

90 Degree Elbows

Code 62 Flange x JIC Male - 90°



Part Number	C62 Flange	JIC M	Drop Length
QETGL1217-58MM	3/4	1 1/16	58MM
QETGL1221-60MM	3/4	1 5/16	60MM
QETGL1617-58MM	1	1 1/16	58MM
QETGL1621-70MM	1	1 5/16	70MM
QETGL2017-70MM	1 1/4	1 1/16	70MM
QETGL2021-70MM	1 1/4	1 5/16	70MM
QETGL2026-90MM	1 1/4	1 5/8	90MM
QETGL2426-90MM	1 1/2	1 5/8	90MM
QETGL2430-104MM	1 1/2	1 7/8	104MM
QETGL3240-124MM	2	2 1/2	124MM

90 Degree Elbows

Elbow Tube

90 Degree Elbows

Code 62 Flange x ORFS Male - 90°



Part Number	C62 Flange	ORFS M	Drop Length
QETGW1219-58MM	3/4	1 3/16	58MM
QETGW1223-70MM	3/4	1 7/16	70MM
QETGW1623-70MM	1	1 7/16	70MM
QETGW2027-82MM	1 1/4	1 11/16	82MM

90 Degree Elbows

JIC Female Swivel x JIC Male - 90°



Part Number	JIC F S/W	JIC M	Drop Length
QETKLO7-21MM	7/16	7/16	21MM
QETKLO9-24MM	9/16	9/16	24MM
QETKL12-31MM	3/4	3/4	31MM
QETKL14-34MM	7/8	7/8	34MM
QETKL17-53MM	1 1/16	1 1/16	53MM
QETKL21-70MM	1 5/16	1 5/16	70MM
QETKL26-85MM	1 5/8	1 5/8	85MM
QETKL30-110MM	1 7/8	1 7/8	110MM

Elbow Tube Long

90 Degree Elbows

Code 61 Flange x JIC Male - 90° Long Drop



Part Number	C61 Flange	JIC M	Drop Length
QELFL1217D96	3/4	1 1/16	96MM
QELFL1621D117	1	1 5/16	117MM
QELFL2026D130	1 1/4	1 5/8	130MM

90 Degree Elbows

Code 62 Flange x JIC Male - 90° Long Drop



Part Number	C62 Flange	JIC M	Drop Length
QELGL1217D96	3/4	1 1/16	96MM
QELGL1621D117	1	1 5/16	117MM
QELGL2026D130	1 1/4	1 5/8	130MM



90 Degree Elbows

Elbow Tube

90 Degree Elbows

JIC Female Swivel x JIC Male - 90° Long Drop



Part Number	JIC F S/W	JIC M	Drop Length
QELKL07-46MM	7/16	7/16	46MM
QELKL09-55MM	9/16	9/16	55MM
QELKL12-62MM	3/4	3/4	62MM
QELKL14-65MM	7/8	7/8	65MM
QELKL17-95MM	1 1/16	1 1/16	95MM
QELKL21-107MM	1 5/16	1 5/16	107MM
QELKL26-130MM	1 5/8	1 5/8	130MM

Caps

Caps


BSPP Female Swivel



Part Number	BSPP F		
QCA02	1/8		
QCA04	1/4		
QCA06	3/8		
QCA08	1/2		
QCA10	5/8		
QCA12	3/4		
QCA16	1		
QCA20	1 1/4		
QCA24	1 1/2		
QCA32	2		

Caps

JIC Female Solid



Part Number	JIC F		
QCKS07	7/16		
QCKS09	9/16		
QCKS12	3/4		
QCKS14	7/8		
QCKS17	1 1/16		
QCKS21	1 5/16		
QCKS26	1 5/8		
QCKS30	1 7/8		
QCKS40	2 1/2		

Caps

Caps

JIC Female Swivel



Part Number	JIC F		
QCK07	7/16		
QCK08	1/2		
QCK09	9/16		
QCK12	3/4		
QCK14	7/8		
QCK17	1 1/16		
QCK19	1 3/16		
QCK21	1 5/16		
QCK26	1 5/8		
QCK30	1 7/8		
QCK40	2 1/2		

Caps

JIS Imperial Female



Part Number	JIS F (BSPP)		
QCH04	1/4		
QCH06	3/8		
QCH08	1/2		
QCH12	3/4		
QCH16	1		

Caps

JIS Metric Female (Komatsu)



Part Number	JIS F Metric		
QCMS14	14MM		
QCMS16	16MM		
QCMS18	18MM		
QCMS20	20MM		
QCMS22	22MM		
QCMS24	24MM		
QCMS26	26MM		
QCMS30	30MM		
QCMS33	33MM		

Caps



Caps

ORFS Female Swivel

Part Number	ORFS F		
QCV09	9/16		
QCV11	11/16		
QCV13	13/16		
QCV16	1		
QCV19	1 3/16		
QCV23	1 7/16		
QCV27	1 11/16		
QCV32	2		

Cross



Cross

BSPT Female Solid

Part Number	BSPT F		
QCRBS04	1/4		
QCRBS06	3/8		
QCRBS08	1/2		
QCRBS12	3/4		
QCRBS16	1		



Cross

JIC Male Solid

Part Number	JIC M		
QCRL12	3/4		

Flange Block / Side Port

Code 61



Includes clearance holes, O'Ring groove is one side only.


Flange Block


Code 61 Flange Blanking Plate - with O'Ring Groove


Part Number	C61 Flange		
QFBF12-B-0	3/4		
QFBF16-B-0	1		
QFBF20-B-0	1 1/4		
QFBF24-B-0	1 1/2		
QFBF32-B-0	2		


Flange Block / Side Port

Code 61

Flange Block	Code 61 Flange Blanking Plate - UNC		
 <p>Includes UNC threaded bolt holes.</p>	Part Number	C61 Flange	UNC
	QFBF12-B-UNC	3/4	3/8 x 16
	QFBF16-B-UNC	1	3/8 x 16
	QFBF20-B-UNC	1 1/4	7/16 x 14
	QFBF24-B-UNC	1 1/2	1/2 x 13
	QFBF32-B-UNC	2	1/2 x 13

Flange Block	Code 61 Flange Block x BSPP Female with O'Ring Groove		
 <p>Includes clearance holes & O'Ring groove.</p>	Part Number	C61 Flange	BSPP F
	BF3FA-08-O	1/2	1/2
	BF3FA-12-O	3/4	3/4
	BF3FA-16-O	1	1
	BF3FA-20-O	1 1/4	1 1/4
	BF3FA-24-O	1 1/2	1 1/2
	BF3FA-32-O	2	2
	BF3FA-32-16-O	2	1
	BF3FA-40-O	2 1/2	2 1/2
BF3FA-48-O	3	3	

Flange Block	Code 61 Flange Block x BSPP Female - UNC		
 <p>Includes UNC tapped holes, no O'Ring groove.</p>	Part Number	C61 Flange	BSPP F
	BF3FB-08-UNC	1/2	1/2
	BF3FB-12-UNC	3/4	3/4
	BF3FB-16-UNC	1	1
	BF3FB-20-UNC	1 1/4	1 1/4
	BF3FB-24-UNC	1 1/2	1 1/2
	BF3FB-32-UNC	2	2
	BF3FB-40-UNC	2 1/2	2 1/2
BF3FB-48-UNC	3	3	

Flange Block	Code 61 Flange Block x JIC Male with O'Ring Groove		
 <p>Includes clearance holes & O'Ring groove.</p>	Part Number	C61 Flange	JIC M
	BF7FL0812-O	1/2	3/4
	BF7FL1217-O	3/4	1 1/16
	BF7FL1621-O	1	1 5/16
	BF7FL2026-O	1 1/4	1 5/8
	BF7FL2430-O	1 1/2	1 7/8
BF7FL3240-O	2	2 1/2	



Flange Block / Side Port

Flange Block / Side Port



Code 61 x BSPP Female Side Port Adaptor

Part Number	C61 Flange	BSPP F
BF4AF-1604	1	1/4

Code 62

Flange Block



Includes clearance holes, O'Ring is one side only.

Code 62 Flange Blanking Plate with O'Ring Groove

Part Number	C62 Flange	
QFBG12-B-0	3/4	
QFBG16-B-0	1	
QFBG20-B-0	1 1/4	
QFBG24-B-0	1 1/2	
QFBG32-B-0	2	

Flange Block



Includes UNC threaded bolt holes.

Code 62 Flange Blanking Plate - UNC

Part Number	C62 Flange	UNC
QFBG12-B-UNC	3/4	3/8 x 16
QFBG16-B-UNC	1	7/16 x 14
QFBG20-B-UNC	1 1/4	1/2 x 13
QFBG24-B-UNC	1 1/2	5/8 x 11
QFBG32-B-UNC	2	3/4 x 10

Flange Block



Includes clearance holes & O'Ring groove.

Code 62 Flange Block x BSPP Female with O'Ring Groove

Part Number	C62 Flange	BSPP F
BF3GA-08-0	1/2	1/2
BF3GA-12-0	3/4	3/4
BF3GA-16-0	1	1
BF3GA-20-0	1 1/4	1 1/4
BF3GA-24-0	1 1/2	1 1/2
BF3GA-32-0	2	2

Flange Block



Includes UNC tapped holes, no O'Ring groove.

Code 62 Flange Block x BSPP Female - UNC

Part Number	C62 Flange	BSPP F
BF3GB-08-UNC	1/2	1/2
BF3GB-12-UNC	3/4	3/4
BF3GB-16-UNC	1	1
BF3GB-20-UNC	1 1/4	1 1/4
BF3GB-24-UNC	1 1/2	1 1/2
BF3GB-32-UNC	2	2

Flange Block / Side Port

Code 62

Flange Block



Includes clearance holes & O'Ring groove.

Code 62 Flange Block x UNO Female

Part Number	C62 Flange	UNO F
BF8GP1621-O	1	1 5/16

Flange Block



Includes clearance holes & O'Ring groove.

Code 62 Flange Block x JIC Male

Part Number	C62 Flange	JIC M
BF7GL0812-O	1/2	3/4
BF7GL1217-O	3/4	1 1/16
BF7GL1621-O	1	1 5/16
BF7GL2026-O	1 1/4	1 5/8
BF7GL2430-O	1 1/2	1 7/8
BF7GL3240-O	2	2 1/2

Flange Clamps & Bolts

Bolt Set Code 61

Flange Clamps



Code 61 Allen Head Bolt Set Metric

Part Number	C61 Flange	Metric
QFCF08-BOLT-C-M	1/2	8MM x 1.25 x 30
QFCF12/16-BOLT-C-M	3/4 - 1	10MM x 1.5 x 30
QFCF20-BOLT-C-M	1 1/4	10MM x 1.5 x 40
QFCF24/32-BOLT-C-M	1 1/2 - 2	12MM x 1.75 x 40
QFCF40-BOLT-C-M	2 1/2	12MM x 1.75 x 45

Flange Clamps



Code 61 Hex Bolt Set - UNC

Part Number	C61 Flange	UNC
QFCF08-BOLT-UNC	1/2	5/16 x 18 x 1 1/4
QFCF12/16-BOLT-UNC	3/4 - 1	3/8 x 16 x 1 1/4
QFCF20-BOLT-UNC	1 1/4	7/16 x 14 x 1 1/2
QFCF24-BOLT-UNC	1 1/2	1/2 x 13 x 1 1/2
QFCF32-BOLT-UNC	2	1/2 x 13 x 1 1/2
QFCF40-BOLT-UNC	2 1/2	1/2 x 13 x 1 3/4
QFCF48-BOLT-UNC	3	5/8 x 11 x 1 3/4



Flange Clamps & Bolts

Bolt Set Code 62

Flange Clamps



Code 62 Flange Bolt Set - Metric

Part Number	C62 Flange	Metric
QFCG12-BOLT-C-M	3/4	10MM x 1.5 x 35
QFCG16-BOLT-C-M	1	12MM x 1.75 x 45
QFCG20-BOLT-C-M	1 1/4	14MM x 2 x 45
QFCG24-BOLT-C-M	1 1/2	16MM x 2 x 55
QFCG32-BOLT-C-M	2	20MM x 2.5 x 70

Flange Clamps



Code 62 Flange Bolt Set - UNC

Part Number	C62 Flange	UNC
QFCG12-BOLT-UNC	3/4	3/8 x 16 x 1 1/2
QFCG16-BOLT-UNC	1	7/16 x 14 x 1 3/4
QFCG20-BOLT-UNC	1 1/4	1/2 x 13 x 1 3/4
QFCG24-BOLT-UNC	1 1/2	5/8 x 11 x 2 1/4
QFCG32-BOLT-UNC	2	3/4 x 10 x 2 3/4

Clamps Including Bolts

Flange Clamps



Code 61 Flange Clamp Set Including Bolts - UNC

Part Number	C61 Flange	UNC
QFCF64-UNC	4	5/8 x 11 x 2

Flange Clamps




Code 62 Flange Clamp Set Including Bolts - Metric

Part Number	C62 Flange	Metric
QFCG12-METRIC	3/4	10MM x 1.5 x 35
QFCG16-METRIC	1	12MM x 1.75 x 45
QFCG20-METRIC	1 1/4	14MM x 2 x 45
QFCG32-METRIC	2	20MM x 2.5 x 70

Flange Clamps & Bolts

Clamps & Accessories

Flange Clamps



Caterpillar Flange Clamp - NO BOLTS

Part Number	CAT Flange	
QFCG12CAT-UNC	3/4	
QFCG16CAT-UNC	1	
QFCG20CAT-UNC	1 1/4	
QFCG24CAT-UNC	1 1/2	
QFCG32CAT-UNC	2	

Flange Clamps



Code 61 Flange Clamp

Part Number	C61 Flange	
QFCF08	1/2	
QFCF12	3/4	
QFCF16	1	
QFCF20	1 1/4	
QFCF24	1 1/2	
QFCF32	2	
QFCF40	2 1/2	
QFCF48	3	

Flange Clamps



Code 62 Flange Clamp

Part Number	C62 Flange	
QFCG08	1/2	
QFCG12	3/4	
QFCG16	1	
QFCG20	1 1/4	
QFCG24	1 1/2	
QFCG32	2	

Flange Clamps




Caterpillar Flange Spacing Ring

Part Number	Flange	
CAT-12	3/4	
CAT-16	1	
CAT-20	1 1/4	
CAT-24	1 1/2	
CAT-32	2	



Plugs



Plugs

BSPP Male

QPD02	1/8		
QPD04	1/4		
QPD06	3/8		
QPD08	1/2		
QPD10	5/8		
QPD12	3/4		
QPD16	1		
QPD20	1 1/4		
QPD24	1 1/2		
QPD32	2		



Plugs

BSPP Male Allen Head (ED Seal)

Part Number	BSPP M		
QPD02A	1/8		
QPD04A	1/4		
QPD06A	3/8		
QPD08A	1/2		
QPD12A	3/4		
QPD16A	1		
QPD20A	1 1/4		
QPD24A	1 1/2		





Plugs


BSPT Male


Part Number	BSPT M		
QPE02	1/8		
QPE04	1/4		
QPE06	3/8		
QPE08	1/2		
QPE10	5/8		
QPE12	3/4		
QPE16	1		
QPE20	1 1/4		
QPE24	1 1/2		
QPE32	2		

Plugs

Plugs	BSPT Male - Counter Sunk Allen Head	
	Part Number	BSPT M
	QPE-02-CS	1/8
	QPE-04-CS	1/4
	QPE-06-CS	3/8
	QPE-12-CS	3/4
	QPE-16-CS	1

Plugs	Code 61 Flange Disc	
 <p>Used With QFCF clamps.</p>	Part Number	C61 Flange
	QFBF08	1/2
	QFBF12	3/4
	QFBF16	1
	QFBF20	1 1/4
	QFBF24	1 1/2
	QFBF32	2

Plugs	Code 62 Flange Disc	
 <p>Used With QFCG clamps.</p>	Part Number	C62 Flange
	QFBG08	1/2
	QFBG12	3/4
	QFBG16	1
	QFBG20	1 1/4
	QFBG24	1 1/2
	QFBG32	2

Plugs	JIC Male	
	Part Number	JIC M
	QPL07	7/16
	QPL08	1/2
	QPL09	9/16
	QPL12	3/4
	QPL14	7/8
	QPL17	1 1/16
	QPL19	1 3/16
	QPL21	1 5/16
	QPL26	1 5/8
	QPL30	1 7/8
	QPL40	2 1/2



Plugs

Plugs



JIS Imperial BSP Male (Mitsubishi)

Part Number	JIS (BSP)	
QPJ04	1/4	
QPJ06	3/8	
QPJ08	1/2	
QPJ12	3/4	
QPJ16	1	

Plugs



JIS Metric Male (Komatsu)

Part Number	JIS M (Metric)	
QPN12	12MM	
QPN14	14MM	
QPN16	16MM	
QPN18	18MM	
QPN20	20MM	
QPN22	22MM	
QPN24	24MM	
QPN26	26MM	
QPN30	30MM	
QPN33	33MM	

Plugs



Metric Male Port Plug

Part Number	Metric M	
QPR1215	12MM x 1.5	
QPR1415	14MM x 1.5	
QPR1615	16MM x 1.5	
QPR1815	18MM x 1.5	
QPR2015	20MM x 1.5	
QPR2215	22MM x 1.5	
QPR2415	24MM x 1.5	
QPR2615	26MM x 1.5	
QPR3015	30MM x 1.5	
QPR3020	30MM x 2	
QPR3315	33MM x 1.5	
QPR3320	33MM x 2	
QPR3615	36MM x 1.5	
QPR3620	36MM x 2	
QPR4220	42MM x 2	

Plugs

Plugs

Metric Male Port Plug *Continued..*



Part Number	Metric M	
QPR4520	45MM x 2	
QPR5220	52MM x 2	

Plugs

NPT Male



Part Number	NPT M	
QPU02	1/8	
QPU04	1/4	
QPU06	3/8	
QPU08	1/2	
QPU12	3/4	
QPU16	1	
QPU20	1 1/4	
QPU24	1 1/2	
QPU32	2	

Plugs


NPT Male - Counter Sunk Allen Head



Part Number	NPT M	
QPU-02-CS	1/8	
QPU-04-CS	1/4	
QPU-06-CS	3/8	
QPU-08-CS	1/2	
QPU-12-CS	3/4	
QPU-16-CS	1	

Plugs

ORFS Male



Part Number	ORFS M	
QPW09	9/16	
QPW11	11/16	
QPW13	13/16	
QPW16	1	
QPW19	1 3/16	
QPW23	1 7/16	
QPW27	1 11/16	
QPW32	2	



Plugs


Plugs



UNO Male Allen Head

Part Number	UNO M	
QPP05A	5/16	
QPP06A	3/8	
QPP07A	7/16	
QPP08A	1/2	
QPP09A	9/16	
QPP12A	3/4	
QPP14A	7/8	
QPP17A	1 1/16	
QPP21A	1 5/16	
QPP26A	1 5/8	

Plugs




UNO Male Hex

Part Number	UNO M	
QPP07	7/16	
QPP09	9/16	
QPP12	3/4	
QPP14	7/8	
QPP17	1 1/16	
QPP21	1 5/16	
QPP26	1 5/8	
QPP30	1 7/8	

Tee Piece

Branch Tee

Tee Piece



BSPT Male x BSPT Male x BSPP Female Swivel - Branch Tee

Part Number	① BSPT M	② BSPT M	③ BSPP F S/W
QTEEEA04	1/4	1/4	1/4
QTEEEA06	3/8	3/8	3/8
QTEEEA08	1/2	1/2	1/2
QTEEEA12	3/4	3/4	3/4
QTEEEA16	1	1	1

Can't find what you're looking for?


1300 654 782

Tee Piece

Branch Tee

Tee Piece


BSPP Female Swivel x BSPP Female Swivel x BSPT Male



Part Number	1 BSPP F S/W	2 BSPP F S/W	3 BSPT M
QTEAAE08	1/2	1/2	1/2

Tee Piece


JIC Male x JIC Male x BSPP Male - Branch Tee



Part Number	1 JIC M	2 JIC M	3 BSPP M
QTELLD070704	7/16	7/16	1/4
QTELLD090904	9/16	9/16	1/4
QTELLD090906	9/16	9/16	3/8
QTELLD121206	3/4	3/4	3/8
QTELLD121208	3/4	3/4	1/2
QTELLD141408	7/8	7/8	1/2
QTELLD171712	1 1/16	1 1/16	3/4
QTELLD212116	1 5/16	1 5/16	1

Tee Piece

JIC Male x JIC Male x BSPT Male - Branch Tee



Part Number	1 JIC M	2 JIC M	3 BSPT M
QTELLE070702	7/16	7/16	1/8
QTELLE090904	9/16	9/16	1/4
QTELLE090906	9/16	9/16	3/8
QTELLE121206	3/4	3/4	3/8
QTELLE121208	3/4	3/4	1/2
QTELLE141408	7/8	7/8	1/2
QTELLE171712	1 1/16	1 1/16	3/4
QTELLE212116	1 5/16	1 5/16	1

Tee Piece

JIC Male x JIC Male x JIC Female Swivel - Branch Tee



Part Number	1 JIC M	2 JIC M	3 JIC S/W
QTELLK07	7/16	7/16	7/16
QTELLK08	1/2	1/2	1/2
QTELLK09	9/16	9/16	9/16
QTELLK12	3/4	3/4	3/4
QTELLK14	7/8	7/8	7/8

Continued on following page..

Tee Piece

Branch Tee

Tee Piece

JIC Male x JIC Male x JIC Female Swivel - Branch Tee *Continued.*



Part Number	1 JIC M	2 JIC M	3 JIC S/W
QTELLK17	1 1/16	1 1/16	1 1/16
QTELLK21	1 5/16	1 5/16	1 5/16
QTELLK26	1 5/8	1 5/8	1 5/8
QTELLK30	1 7/8	1 7/8	1 7/8

Tee Piece


JIC Male x JIC Male x JIC Bulkhead Male - Branch Tee



Part Number	1 JIC M	2 JIC M	3 JIC M B/H
QTELLBL09	9/16	9/16	9/16
QTELLBL12	3/4	3/4	3/4
QTELLBL14	7/8	7/8	7/8
QTELLBL17	1 1/16	1 1/16	1 1/16
QTELLBL21	1 5/16	1 5/16	1 5/16

Tee Piece


JIC Male x JIC Male x NPT Male - Branch Tee



Part Number	1 JIC M	2 JIC M	3 NPT M
QTELLU070702	7/16	7/16	1/8
QTELLU090904	9/16	9/16	1/4
QTELLU121206	3/4	3/4	3/8

Tee Piece


JIC Male x JIC Male x UNO Male - Branch Tee





Part Number	1 JIC M	2 JIC M	3 UNO M
QTELLP07	7/16	7/16	7/16
QTELLP09	9/16	9/16	9/16
QTELLP090907	9/16	9/16	7/16
QTELLP090912	9/16	9/16	3/4
QTELLP12	3/4	3/4	3/4
QTELLP121214	3/4	3/4	7/8
QTELLP14	7/8	7/8	7/8
QTELLP17	1 1/16	1 1/16	1 1/16
QTELLP21	1 5/16	1 5/16	1 5/16

Tee Piece


Branch Tee

Tee Piece	NPT Female x NPT Female x NPT Male - Branch Tee			
	Part Number	① NPT F	② NPT F	③ NPT M
	QTESTSU16	1	1	1

Tee Piece	NPT Male x NPT Male x NPT Female - Branch Tee			
	Part Number	① NPT M	② NPT M	③ NPT F
	QTEUUS20	1 1/4	1 1/4	1 1/4

Tee Piece	ORFS Male x ORFS Male x ORFS Female Swivel - Branch Tee			
	Part Number	① ORFS M	② ORFS M	③ ORFS F S/W
	QTEWWV09	9/16	9/16	9/16
	QTEWWV11	11/16	11/16	11/16
	QTEWWV13	13/16	13/16	13/16
	① QTEWWV16	1	1	1
	QTEWWV19	1 3/16	1 3/16	1 3/16
	QTEWWV23	1 7/16	1 7/16	1 7/16


Equal Female


Tee Piece	BSPP Female Solid			
	Part Number	① BSPP F	② BSPP F	③ BSPP F
	QTEAS04	1/4	1/4	1/4
	QTEAS06	3/8	3/8	3/8
	QTEAS08	1/2	1/2	1/2
	① QTEAS12	3/4	3/4	3/4
	QTEAS16	1	1	1
	QTEAS32	2	2	2




Tee Piece

Equal Female

Tee Piece	BSPT Female Solid			
	Part Number	① BSPT F	② BSPT F	③ BSPT F
 <p>A photograph of a BSPT Female Solid Tee Piece. It is a T-shaped metal fitting with three female BSPT ports. The top port is labeled ③, and the two side ports are labeled ① and ②.</p>	QEBS02	1/8	1/8	1/8
	QEBS04	1/4	1/4	1/4
	QEBS06	3/8	3/8	3/8
	QEBS08	1/2	1/2	1/2
	QEBS12	3/4	3/4	3/4
	QEBS16	1	1	1
	QEBS20	1 1/4	1 1/4	1 1/4
	QEBS24	1 1/2	1 1/2	1 1/2
	QEBS32	2	2	2


Tee Piece	NPT Female Solid			
	Part Number	① NPT F	② NPT F	③ NPT F
 <p>A photograph of an NPT Female Solid Tee Piece. It is a T-shaped metal fitting with three female NPT ports. The top port is labeled ③, and the two side ports are labeled ① and ②.</p>	QTETS02	1/8	1/8	1/8
	QTETS04	1/4	1/4	1/4
	QTETS06	3/8	3/8	3/8
	QTETS08	1/2	1/2	1/2
	QTETS12	3/4	3/4	3/4
	QTETS16	1	1	1
	QTETS20	1 1/4	1 1/4	1 1/4
	QTETS24	1 1/2	1 1/2	1 1/2
	QTETS32	2	2	2


Equal Male


Tee Piece	BSPT Male			
	Part Number	① BSPT M	② BSPT M	③ BSPT M
 <p>A photograph of a BSPT Male Tee Piece. It is a T-shaped metal fitting with three male BSPT ports. The top port is labeled ③, and the two side ports are labeled ① and ②.</p>	QTEE02	1/8	1/8	1/8
	QTEE04	1/4	1/4	1/4
	QTEE06	3/8	3/8	3/8
	QTEE08	1/2	1/2	1/2
	QTEE12	3/4	3/4	3/4
	QTEE16	1	1	1
QTEE20	1 1/4	1 1/4	1 1/4	

Tee Piece

Equal male

Tee Piece	JIC Male			
	1 JIC M	2 JIC M	3 JIC M	
	Part Number			
	QTEL07	7/16	7/16	7/16
	QTEL09	9/16	9/16	9/16
	QTEL090912	9/16	9/16	3/4
	QTEL12	3/4	3/4	3/4
	QTEL121209	3/4	3/4	9/16
	QTEL121214	3/4	3/4	7/8
	QTEL14	7/8	7/8	7/8
	QTEL17	1 1/16	1 1/16	1 1/16
	QTEL21	1 5/16	1 5/16	1 5/16
	QTEL212117	1 5/16	1 5/16	1 1/16
	QTEL26	1 5/8	1 5/8	1 5/8
	QTEL30	1 7/8	1 7/8	1 7/8
	QTEL40	2 1/2	2 1/2	2 1/2


Tee Piece	NPT Male			
	1 NPT M	2 NPT M	3 NPT M	
	Part Number			
	QTEU02	1/8	1/8	1/8
	QTEU04	1/4	1/4	1/4
	QTEU06	3/8	3/8	3/8
	QTEU08	1/2	1/2	1/2
	QTEU12	3/4	3/4	3/4
	QTEU16	1	1	1


Tee Piece	ORFS Male			
	1 ORFS M	2 ORFS M	3 ORFS M	
	Part Number			
	QTEW09	9/16	9/16	9/16
	QTEW11	11/16	11/16	11/16
	QTEW13	13/16	13/16	13/16
	QTEW16	1	1	1
	QTEW19	1 3/16	1 3/16	1 3/16
	QTEW23	1 7/16	1 7/16	1 7/16





Tee Piece

Run Tee

Tee Piece		BSPP Female Solid x BSPP Male x BSPP Male - Run Tee			
		Part Number	① BSPP F	② BSPP M	③ BSPP M
		QTEASDD04	1/4	1/4	1/4
		QTEASDD06	3/8	3/8	3/8
		QTEASDD08	1/2	1/2	1/2
		QTEASDD12	3/4	3/4	3/4

Tee Piece		BSPP Female Swivel x BSPT Male x BSPT Male - Run Tee			
		Part Number	① BSPP F S/W	② BSPT M	③ BSPT M
		QTEAEE02	1/8	1/8	1/8
		QTEAEE04	1/4	1/4	1/4
		QTEAEE06	3/8	3/8	3/8
		QTEAEE08	1/2	1/2	1/2
		QTEAEE12	3/4	3/4	3/4
		QTEAEE16	1	1	1
		QTEAEE20	1 1/4	1 1/4	1 1/4
		QTEAEE24	1 1/2	1 1/2	1 1/2
		QTEAEE32	2	2	2


Tee Piece		BSPP Male x BSPT Male x BSPT Male - Run Tee			
		Part Number	① BSPP M	② BSPT M	③ BSPT M
		QTEDEE04	1/4	1/4	1/4
		QTEDEE06	3/8	3/8	3/8
		QTEDEE08	1/2	1/2	1/2

Tee Piece		BSPP Male x JIC Male x JIC Male - Run Tee			
		Part Number	① BSPP M	② JIC M	③ JIC M
		QTEDLL040707	1/4	7/16	7/16
		QTEDLL040909	1/4	9/16	9/16
		QTEDLL060909	3/8	9/16	9/16
		QTEDLL061212	3/8	3/4	3/4
		QTEDLL081212	1/2	3/4	3/4
		QTEDLL081414	1/2	7/8	7/8
		QTEDLL121717	3/4	1 1/16	1 1/16
		QTEDLL162121	1	1 5/16	1 5/16
		QTEDLL202626	1 1/4	1 5/8	1 5/8


Tee Piece

Run Tee


Tee Piece		BSPT Female x BSPT Male x BSPT Female - Run Tee		
Part Number	1 BSPT F	2 BSPT M	3 BSPT F	
QTEBSEBS02	1/8	1/8	1/8	
QTEBSEBS04	1/4	1/4	1/4	
QTEBSEBS06	3/8	3/8	3/8	
QTEBSEBS08	1/2	1/2	1/2	
QTEBSEBS12	3/4	3/4	3/4	
QTEBSEBS16	1	1	1	
QTEBSEBS20	1 1/4	1 1/4	1 1/4	



Tee Piece		BSPT Male x JIC Male x JIC Male - Run Tee		
Part Number	1 BSPT M	2 JIC M	3 JIC M	
QTEELL020707	1/8	7/16	7/16	
QTEELL040707	1/4	7/16	7/16	
QTEELL040909	1/4	9/16	9/16	
QTEELL060909	3/8	9/16	9/16	
QTEELL061212	3/8	3/4	3/4	
QTEELL081212	1/2	3/4	3/4	
QTEELL081414	1/2	7/8	7/8	
QTEELL121717	3/4	1 1/16	1 1/16	
QTEELL162121	1	1 5/16	1 5/16	



Tee Piece		JIC Female Swivel x JIC Male x JIC Male - Run Tee		
Part Number	1 JIC F S/W	2 JIC M	3 JIC M	
QTEKLL07	7/16	7/16	7/16	
QTEKLL08	1/2	1/2	1/2	
QTEKLL09	9/16	9/16	9/16	
QTEKLL09-M19	9/16	9/16	9/16	
QTEKLL12	3/4	3/4	3/4	
QTEKLL120909	3/4	9/16	9/16	
QTEKLL121209	3/4	3/4	9/16	
QTEKLL14	7/8	7/8	7/8	
QTEKLL141409	7/8	7/8	9/16	
QTEKLL141412	7/8	7/8	3/4	
QTEKLL17	1 1/16	1 1/16	1 1/16	
QTEKLL171414	1 1/16	7/8	7/8	
QTEKLL171714	1 1/16	1 1/16	7/8	




M19 = 19MM Nut


Continued on following page...





Tee Piece

Run Tee

Tee Piece	JIC Female Swivel x JIC Male x JIC Male - Run Tee <i>Continued</i>			
	Part Number	① JIC F S/W	② JIC M	③ JIC M
 <p>M19 = 19MM Nut</p>	QTEKLL21	1 5/16	1 5/16	1 5/16
	QTEKLL211717	1 5/16	1 1/16	1 1/16
	QTEKLL212117	1 5/16	1 5/16	1 1/16
	QTEKLL26	1 5/8	1 5/8	1 5/8
	QTEKLL30	1 7/8	1 7/8	1 7/8
	QTEKLL40	2 1/2	2 1/2	2 1/2


Tee Piece	JIC Male Bulkhead x JIC Male x JIC Male - Run Tee			
	Part Number	① JIC M B/H	② JIC M	③ JIC M
	QTEBLLL09	9/16	9/16	9/16
	QTEBLLL12	3/4	3/4	3/4
	QTEBLLL14	7/8	7/8	7/8
	QTEBLLL17	1 1/16	1 1/16	1 1/16
	QTEBLLL21	1 5/16	1 5/16	1 5/16
	QTEBLLL26	1 5/8	1 5/8	1 5/8
	QTEBLLL30	1 7/8	1 7/8	1 7/8


Tee Piece	JIC Male x UNO Male x JIC Male - Run Tee			
	Part Number	① JIC M	② UNO M	③ JIC M
	QTELPL07	7/16	7/16	7/16
	QTELPL09	9/16	9/16	9/16
	QTELPL12	3/4	3/4	3/4
	QTELPL121412	3/4	7/8	3/4
	QTELPL14	7/8	7/8	7/8
	QTELPL17	1 1/16	1 1/16	1 1/16
	QTELPL172117	1 1/16	1 5/16	1 1/16
	QTELPL21	1 5/16	1 5/16	1 5/16
	QTELPL26	1 5/8	1 5/8	1 5/8


Tee Piece	JIC Male x NPT Male x JIC Male - Run Tee			
	Part Number	① JIC M	② NPT M	③ JIC M
	QTELUL262026	1 5/8	1 1/4	1 5/8


Tee Piece

Run Tee

Tee Piece	JIS Female Komatsu Swivel x JIS Male x JIS Male - Metric		
	① JIS F S/W	② JIS M	③ JIS M
	QTEMNN14	14MM x 1.5	14MM x 1.5
	QTEMNN18	18MM x 1.5	18MM x 1.5
	QTEMNN22	22MM x 1.5	22MM x 1.5
	QTEMNN24	24MM x 1.5	24MM x 1.5
	QTEMNN30	30MM x 1.5	30MM x 1.5

Tee Piece	NPT Female x NPT Male x NPT Female - Run Tee		
	① NPT F	② NPT M	③ NPT F
	QTETSUTS04	1/4	1/4
	QTETSUTS06	3/8	3/8
	QTETSUTS08	1/2	1/2
	QTETSUTS12	3/4	3/4
	QTETSUTS16	1	1

Tee Piece	NPT Female Swivel x NPT Male x NPT Female - Run Tee		
	① NPT F S/W	② NPT M	③ NPT F
	QTETUTS06	3/8	3/8
	QTETUTS12	3/4	3/4


Tee Piece	ORFS Female Swivel x ORFS Male x ORFS Male - Run Tee		
	① ORFS F S/W	② ORFS M	③ ORFS M
	QTEVWW09	9/16	9/16
	QTEVWW11	11/16	11/16
	QTEVWW13	13/16	13/16
	QTEVWW16	1	1
	QTEVWW19	1 3/16	1 3/16
	QTEVWW23	1 7/16	1 7/16
	QTEVWW27	1 11/16	1 11/16




Tee Piece

Test Tees


Tee Piece		BSPP Female Swivel x BSPP Male x UNO Female (SAE O'Ring)		
Part Number	1 BSPP F S/W	2 BSPP M	3 UNO F	
QTEADPFS040407	1/4	1/4	7/16	
QTEADPFS060607	3/8	3/8	7/16	
QTEADPFS080807	1/2	1/2	7/16	
QTEADPFS121207	3/4	3/4	7/16	
QTEADPFS161607	1	1	7/16	



Tee Piece		JIC Female Swivel x JIC Male x UNO Female		
Part Number	1 JIC F S/W	2 JIC M	3 UNO F	
QTEKL PFS07	7/16	7/16	7/16	
QTEKL PFS090907	9/16	9/16	7/16	
QTEKL PFS121207	3/4	3/4	7/16	
QTEKL PFS141407	7/8	7/8	7/16	
QTEKL PFS171707	1 1/16	1 1/16	7/16	
QTEKL PFS212107	1 5/16	1 5/16	7/16	
QTEKL PFS262607	1 5/8	1 5/8	7/16	



Tee Piece		ORFS Female Swivel x ORFS Male x UNO Female		
Part Number	1 ORFS F S/W	2 ORFS M	3 UNO F	
QTEVWPFS090907	9/16	9/16	7/16	
QTEVWPFS111107	11/16	11/16	7/16	
QTEVWPFS131307	13/16	13/16	7/16	
QTEVWPFS161607	1	1	7/16	
QTEVWPFS191907	1 3/16	1 3/16	7/16	
QTEVWPFS232307	1 7/16	1 7/16	7/16	



ADAPTORS
Tee Piece

Tube Fittings Metric

90 Degree Elbow Male/Female Swivel

Tube Fittings Metric

Metric Tube Female Swivel x Metric Tube Male - 90°



Part Number	DIN	Tube OD	Thread Size
QTMA2-06L	L	6MM	12MM x 1.5
QTMA2-06S	S	6MM	14MM x 1.5
QTMA2-08L	L	8MM	14MM x 1.5
QTMA2-08S	S	8MM	16MM x 1.5
QTMA2-10L	L	10MM	16MM x 1.5
QTMA2-10S	S	10MM	18MM x 1.5
QTMA2-12L	L	12MM	18MM x 1.5
QTMA2-12S	S	12MM	20MM x 1.5
QTMA2-14S	S	14MM	22MM x 1.5
QTMA2-15L	L	15MM	22MM x 1.5
QTMA2-16S	S	16MM	24MM x 1.5
QTMA2-18L	L	18MM	26MM x 1.5
QTMA2-20S	S	20MM	30MM x 2
QTMA2-22L	L	22MM	30MM x 2
QTMA2-25S	S	25MM	36MM x 2
QTMA2-28L	L	28MM	36MM x 2
QTMA2-30S	S	30MM	42MM x 2
QTMA2-35L	L	35MM	45MM x 2
QTMA2-38S	S	38MM	52MM x 2
QTMA2-42L	L	42MM	52MM x 2

90 Degree Elbow Male/Male

Tube Fittings Metric

Metric Tube Male x BSPP Male - 90°



Part Number	DIN	Tube OD	Metric Thread Size	BSPP M
QTMA1D-06S04	S	6MM	12MM x 1.5	1/4
QTMA1D-08L04	L	8MM	14MM x 1.5	1/4
QTMA1D-08S04	S	8MM	16MM x 1.5	1/4
QTMA1D-10L04	L	10MM	16MM x 1.5	1/4
QTMA1D-10L06	L	10MM	16MM x 1.5	3/8
QTMA1D-10S06	S	10MM	18MM x 1.5	3/8
QTMA1D-12L06	L	12MM	18MM x 1.5	3/8
QTMA1D-12S06	S	12MM	20MM x 1.5	3/8
QTMA1D-14S08	S	14MM	22MM x 1.5	1/2
QTMA1D-15L08	L	15MM	22MM x 1.5	1/2

Continued on following page...

Tube Fittings Metric

90 Degree Elbow Male/Male

Tube Fittings Metric


Metric Tube Male x BSPP Male - 90° *Continued...*



Part Number	DIN	Tube OD	Metric Thread Size	BSPP M
QTMA1D-16S08	S	16MM	24MM x 1.5	1/2
QTMA1D-18L08	L	18MM	26MM x 1.5	1/2
QTMA1D-20S12	S	20MM	30MM x 2	3/4
QTMA1D-22L12	L	22MM	30MM x 2	3/4
QTMA1D-25S16	S	25MM	36MM x 2	1
QTMA1D-28L16	L	28MM	36MM x 2	1
QTMA1D-30S20	S	30MM	42MM x 2	1 1/4
QTMA1D-35L20	L	35MM	45MM x 2	1 1/4
QTMA1D-38S24	S	38MM	52MM x 2	1 1/2
QTMA1D-42L24	L	42MM	52MM x 2	1 1/2

Tube Fittings Metric

Metric Tube Male x BSPT Male - 90°



Part Number	DIN	Tube OD	Metric Thread Size	BSPT M
QTMA1E-06LL02	LL	6MM	10MM x 1.5	1/8
QTMA1E-06L02	L	6MM	12MM x 1.5	1/8
QTMA1E-06L04	L	6MM	12MM x 1.5	1/4
QTMA1E-06S04	S	6MM	14MM x 1.5	1/4
QTMA1E-06S06	S	6MM	14MM x 1.5	3/8
QTMA1E-08L02	L	8MM	14MM x 1.5	1/8
QTMA1E-08L04	L	8MM	14MM x 1.5	1/4
QTMA1E-08L06	L	8MM	14MM x 1.5	3/8
QTMA1E-08S04	S	8MM	16MM x 1.5	1/4
QTMA1E-08S06	S	8MM	16MM x 1.5	3/8
QTMA1E-10L04	L	10MM	16MM x 1.5	1/4
QTMA1E-10L06	L	10MM	16MM x 1.5	3/8
QTMA1E-10S04	S	10MM	18MM x 1.5	1/4
QTMA1E-10S06	S	10MM	18MM x 1.5	3/8
QTMA1E-10S08	S	10MM	18MM x 1.5	1/2
QTMA1E-12L04	L	12MM	18MM x 1.5	1/4
QTMA1E-12L06	L	12MM	18MM x 1.5	3/8
QTMA1E-12L08	L	12MM	18MM x 1.5	1/2
QTMA1E-12S06	S	12MM	20MM x 1.5	3/8
QTMA1E-12S08	S	12MM	20MM x 1.5	1/2
QTMA1E-14S08	S	14MM	22MM x 1.5	1/2
QTMA1E-15L08	L	15MM	22MM x 1.5	1/2
QTMA1E-16S08	S	16MM	24MM x 1.5	1/2
QTMA1E-18L08	L	18MM	26MM x 1.5	1/2

Tube Fittings Metric

90 Degree Elbow Male/Male

Tube Fittings Metric

Metric Tube Male x Metric Tube Male - 90°



Part Number	DIN	Tube OD	Metric Thread Size
QTMA1-06L	L	6MM	12MM x 1.5
QTMA1-06S	S	6MM	14MM x 1.5
QTMA1-08L	L	8MM	14MM x 1.5
QTMA1-08S	S	8MM	16MM x 1.5
QTMA1-10L	L	10MM	16MM x 1.5
QTMA1-10S	S	10MM	18MM x 1.5
QTMA1-12L	L	12MM	18MM x 1.5
QTMA1-12S	S	12MM	20MM x 1.5
QTMA1-14S	S	14MM	22MM x 1.5
QTMA1-15L	L	15MM	22MM x 1.5
QTMA1-16S	S	16MM	24MM x 1.5
QTMA1-18L	L	18MM	26MM x 1.5
QTMA1-20S	S	20MM	26MM x 1.5
QTMA1-22L	L	22MM	30MM x 2
QTMA1-25S	S	25MM	36MM x 2
QTMA1-28L	L	28MM	36MM x 2
QTMA1-30S	S	30MM	42MM x 2
QTMA1-35L	L	35MM	45MM x 2
QTMA1-38S	S	38MM	52MM x 2
QTMA1-42L	L	42MM	52MM x 2

Tube Fittings Metric

Metric Tube Male x UNO (SAE O'Ring) Male - 90°



Part Number	DIN	Tube OD	Metric Thread Size	UNO M
QTMA1P-06L07	L	6MM	12MM x 1.5	7/16
QTMA1P-06S07	S	6MM	14MM x 1.5	7/16
QTMA1P-08L09	L	8MM	14MM x 1.5	9/16
QTMA1P-08S09	S	8MM	16MM x 1.5	9/16
QTMA1P-10L09	L	10MM	16MM x 1.5	9/16
QTMA1P-10S09	S	10MM	18MM x 1.5	9/16
QTMA1P-10S12	S	10MM	18MM x 1.5	3/4
QTMA1P-12L12	L	12MM	18MM x 1.5	3/4
QTMA1P-12L17	L	12MM	18MM x 1.5	1 1/16
QTMA1P-12S12	S	12MM	20MM x 1.5	3/4
QTMA1P-14S14	S	14MM	22MM x 1.5	7/8

Continued on following page...

Tube Fittings Metric

90 Degree Elbow Male/Male

Tube Fittings Metric

Metric Tube Male x UNO (SAE O'Ring) Male - 90° *Continued..*



Part Number	DIN	Tube OD	Metric Size	UNO M
QTMA1P-15L12	L	15MM	22MM x 1.5	3/4
QTMA1P-15L14	L	15MM	22MM x 1.5	7/8
QTMA1P-16S14	S	16MM	24MM x 1.5	7/8
QTMA1P-18L17	L	18MM	26MM x 1.5	1 1/16
QTMA1P-20S17	S	20MM	30MM x 2	1 1/16
QTMA1P-22L17	L	22MM	30MM x 2	1 1/16
QTMA1P-25S21	S	25MM	36MM x 2	1 5/16
QTMA1P-28L17	L	28MM	36MM x 2	1 1/16
QTMA1P-28L21	L	28MM	36MM x 2	1 5/16
QTMA1P-30S26	S	30MM	42MM x 2	1 5/8
QTMA1P-35L26	L	35MM	45MM x 2	1 5/8
QTMA1P-38S30	S	38MM	52MM x 2	1 7/8
QTMA1P-42L30	L	42MM	52MM x 2	1 7/8

Tube Fittings Metric

Metric Tube Male x Metric Taper Male - 90°



Part Number	DIN	Tube OD	Metric Thread Size	Thread Size - Taper Male
QTMA1R-06LLM6	LL	6MM	10MM x 1	M6
QTMA1R-06LLM8	LL	6MM	10MM x 1	M8
QTMA1R-06LLM10	LL	6MM	10MM x 1	M10

NOTE: Nut & cutting ring incl.

Blanking Plug

Tube Fittings Metric

Metric Tube Blanking Plug



Part Number	DIN	Tube OD	Thread Size
QTMA8-06L	L	6MM	12MM x 1.5
QTMA8-06S	S	6MM	14MM x 1.5
QTMA8-08L	L	8MM	14MM x 1.5
QTMA8-08S	S	8MM	16MM x 1.5
QTMA8-10L	L	10MM	16MM x 1.5
QTMA8-10S	S	10MM	18MM x 1.5
QTMA8-12L	L	12MM	18MM x 1.5
QTMA8-12S	S	12MM	20MM x 1.5
QTMA8-14S	S	14MM	22MM x 1.5

Continued on following page..

Can't find what you're looking for?

1300 654 782

Tube Fittings Metric

Blanking Plug

Tube Fittings Metric

Metric Tube Blanking Plug *Continued..*



Part Number	DIN	Tube OD	Thread Size
QTMA8-15L	L	15MM	22MM x 1.5
QTMA8-16S	S	16MM	24MM x 1.5
QTMA8-18L	L	18MM	26MM x 1.5
QTMA8-20S	S	20MM	30MM x 2
QTMA8-22L	L	22MM	30MM x 2
QTMA8-25S	S	25MM	36MM x 2
QTMA8-28L	L	28MM	36MM x 2
QTMA8-30S	S	30MM	42MM x 2
QTMA8-35L	L	35MM	45MM x 2
QTMA8-38S	S	38MM	52MM x 2
QTMA8-42L	L	42MM	52MM x 2

Bulkhead

Tube Fittings Metric

Metric Tube Bulkhead



Part Number	DIN	Tube OD	Thread Size
QTMA15-06L	L	6MM	12MM x 1.5
QTMA15-06S	S	6MM	14MM x 1.5
QTMA15-08L	L	8MM	14MM x 1.5
QTMA15-08S	S	8MM	16MM x 1.5
QTMA15-10L	L	10MM	16MM x 1.5
QTMA15-10S	S	10MM	18MM x 1.5
QTMA15-12L	L	12MM	18MM x 1.5
QTMA15-12S	S	12MM	20MM x 1.5
QTMA15-14S	S	14MM	22MM x 1.5
QTMA15-15L	L	15MM	22MM x 1.5
QTMA15-16S	S	16MM	24MM x 1.5
QTMA15-18L	L	18MM	26MM x 1.5
QTMA15-20S	S	20MM	30MM x 2
QTMA15-22L	L	22MM	30MM x 2
QTMA15-25S	S	25MM	36MM x 2
QTMA15-28L	L	28MM	36MM x 2
QTMA15-30S	S	30MM	42MM x 2
QTMA15-35L	L	35MM	45MM x 2
QTMA15-38S	S	38MM	52MM x 2
QTMA15-42L	L	42MM	52MM x 2




Tube Fittings Metric

Blanking Cap

Tube Fittings Metric	Metric Tube Blanking Cap			
	Part Number	DIN	Tube Size	Thread Size
 <p>QTMA6 comes complete with nut.</p>	QTMA6-06L	L	6MM	12MM x 1.5
	QTMA6-06S	S	6MM	14MM x 1.5
	QTMA6-08L	L	8MM	14MM x 1.5
	QTMA6-08S	S	8MM	16MM x 1.5
	QTMA6-10L	L	10MM	16MM x 1.5
	QTMA6-10S	S	10MM	18MM x 1.5
	QTMA6-12L	L	12MM	18MM x 1.5
	QTMA6-12S	S	12MM	20MM x 1.5
	QTMA6-14S	S	14MM	22MM x 1.5
	QTMA6-15L	L	15MM	22MM x 1.5
	QTMA6-16S	S	16MM	24MM x 1.5
	QTMA6-18L	L	18MM	26MM x 1.5
	QTMA6-20S	S	20MM	30MM x 2
	QTMA6-22L	L	22MM	30MM x 2
	QTMA6-25S	S	25MM	36MM x 2
	QTMA6-28L	L	28MM	36MM x 2
	QTMA6-30S	S	30MM	42MM x 2
	QTMA6-35L	L	35MM	45MM x 2
	QTMA6-38S	S	38MM	52MM x 2
	QTMA6-42L	L	42MM	52MM x 2

Cutting Ring

Tube Fittings Metric	Metric Cutting Ring		
	Part Number	DIN	Tube Size
	QTMA11-06LL	LL	6MM
	QTMA11-06LS	LS	6MM
	QTMA11-08LS	LS	8MM
	QTMA11-10LS	LS	10MM
	QTMA11-12LS	LS	12MM
	QTMA11-14S	S	14MM

Continued on following page..

Can't find what you're looking for?

1300 654 782

Tube Fittings Metric

Cutting Ring

Tube Fittings Metric

Metric Cutting Ring *Continued..*



Part Number	DIN	Tube Size
QTMA11-15L	L	15MM
QTMA11-16S	S	16MM
QTMA11-18L	L	18MM
QTMA11-20S	S	20MM
QTMA11-22L	L	22MM
QTMA11-25S	S	25MM
QTMA11-28L	L	28MM
QTMA11-30S	S	30MM
QTMA11-35L	L	35MM
QTMA11-38S	S	38MM
QTMA11-42L	L	42MM

Tube Fittings Metric

Metric Cutting Ring - Stainless Steel



Part Number	DIN	Tube Size
QTMA11-06LS-SS	LS	6MM
QTMA11-08LS-SS	LS	8MM
QTMA11-10LS-SS	LS	10MM
QTMA11-12LS-SS	LS	12MM
QTMA11-14S-SS	S	14MM
QTMA11-15L-SS	L	15MM
QTMA11-16S-SS	S	16MM
QTMA11-18L-SS	L	18MM
QTMA11-20S-SS	S	20MM
QTMA11-22L-SS	L	22MM
QTMA11-25S-SS	S	25MM
QTMA11-28L-SS	L	28MM
QTMA11-30S-SS	S	30MM
QTMA11-35L-SS	L	35MM
QTMA11-38S-SS	S	38MM
QTMA11-42L-SS	L	42MM



Tube Fittings Metric

Straight



Tube Fittings Metric

Metric Tube Male x BSPP Female Solid


Part Number	DIN	Tube OD	Metric Thread Size	BSPP F
QTMAAS-06L02	L	6MM	12MM x 1.5	1/8
QTMAAS-06L04	L	6MM	12MM x 1.5	1/4
QTMAAS-06S04	S	6MM	14MM x 1.5	1/4
QTMAAS-08L04	L	8MM	14MM x 1.5	1/4
QTMAAS-08L06	L	8MM	14MM x 1.5	3/8
QTMAAS-08L08	L	8MM	14MM x 1.5	1/2
QTMAAS-08S04	S	8MM	16MM x 1.5	1/4
QTMAAS-10L04	L	10MM	16MM x 1.5	1/4
QTMAAS-10L06	L	10MM	16MM x 1.5	3/8
QTMAAS-10L08	L	10MM	16MM x 1.5	1/2
QTMAAS-10S06	S	10MM	18MM x 1.5	3/8
QTMAAS-12L04	L	12MM	18MM x 1.5	1/4
QTMAAS-12L06	L	12MM	18MM x 1.5	3/8
QTMAAS-12L08	L	12MM	18MM x 1.5	1/2
QTMAAS-12S06	S	12MM	20MM x 1.5	3/8
QTMAAS-12S08	S	12MM	20MM x 1.5	1/2
QTMAAS-14S08	S	14MM	22MM x 1.5	1/2
QTMAAS-15L06	L	15MM	22MM x 1.5	3/8
QTMAAS-15L08	L	15MM	22MM x 1.5	1/2
QTMAAS-16S08	S	16MM	24MM x 1.5	1/2
QTMAAS-18L08	L	18MM	26MM x 1.5	1/2
QTMAAS-20S12	S	20MM	30MM x 2	3/4
QTMAAS-22L12	L	22MM	30MM x 2	3/4
QTMAAS-25S16	S	25MM	36MM x 2	1
QTMAAS-28L16	L	28MM	36MM x 2	1
QTMAAS-30S20	S	30MM	42MM x 2	1 1/4
QTMAAS-35L20	L	35MM	45MM x 2	1 1/4
QTMAAS-38S24	S	38MM	52MM x 2	1 1/2
QTMAAS-42L24	L	42MM	52MM x 2	1 1/2

Tube Fittings Metric

Straight

Tube Fittings Metric

Metric Tube Female Swivel x BSPP Port Male



Part Number	DIN	Tube OD	Metric Thread Size	BSPP M
QTMA16D-06L02	L	6MM	12MM x 1.5	1/8
QTMA16D-06S04	S	6MM	14MM x 1.5	1/4
QTMA16D-08L04	L	8MM	14MM x 1.5	1/4
QTMA16D-08S04	S	8MM	16MM x 1.5	1/4
QTMA16D-10L04	L	10MM	16MM x 1.5	1/4
QTMA16D-10L06	L	10MM	16MM x 1.5	3/8
QTMA16D-10S04	S	10MM	18MM x 1.5	1/4
QTMA16D-10S06	S	10MM	18MM x 1.5	3/8
QTMA16D-12L04	L	12MM	18MM x 1.5	1/4
QTMA16D-12L06	L	12MM	18MM x 1.5	3/8
QTMA16D-12L08	L	12MM	18MM x 1.5	1/2
QTMA16D-12S04	S	12MM	20MM x 1.5	1/4
QTMA16D-12S06	S	12MM	20MM x 1.5	3/8
QTMA16D-12S08	S	12MM	20MM x 1.5	1/2
QTMA16D-14S08	S	14MM	22MM x 1.5	1/2
QTMA16D-15L08	L	15MM	22MM x 1.5	1/2
QTMA16D-16S08	S	16MM	24MM x 1.5	1/2
QTMA16D-18L08	L	18MM	26MM x 1.5	1/2
QTMA16D-18L12	L	18MM	26MM x 1.5	3/4
QTMA16D-20S12	S	20MM	30MM x 2	3/4
QTMA16D-22L12	L	22MM	30MM x 2	3/4
QTMA16D-25S16	S	25MM	36MM x 2	1
QTMA16D-28L16	L	28MM	36MM x 2	1
QTMA16D-30S20	S	30MM	42MM x 2	1 1/4
QTMA16D-35L20	L	35MM	45MM x 2	1 1/4
QTMA16D-38S24	S	38MM	52MM x 2	1 1/2
QTMA16D-42L24	L	42MM	52MM x 2	1 1/2



Tube Fittings Metric

Straight

Tube Fittings Metric

Metric Tube Female Swivel x Metric Tube Male



Part Number	DIN	Tube OD	Thread Size
QTMA17-12L	L	12MM	18MM x 1.5

Tube Fittings Metric

Metric Tube Male Joiner



Part Number	DIN	Tube OD	Thread Size
QTMA-06LL	LL	6MM	10MM x 1
QTMA-06L	L	6MM	12MM x 1.5
QTMA-06S	S	6MM	14MM x 1.5
QTMA-08L	L	8MM	14MM x 1.5
QTMA-08S	S	8MM	16MM x 1.5
QTMA-10L	L	10MM	16MM x 1.5
QTMA-10S	S	10MM	18MM x 1.5
QTMA-12L	L	12MM	18MM x 1.5
QTMA-12S	S	12MM	20MM x 1.5
QTMA-14S	S	14MM	22MM x 1.5
QTMA-15L	L	15MM	22MM x 1.5
QTMA-16S	S	16MM	24MM x 1.5
QTMA-18L	L	18MM	26MM x 1.5
QTMA-20S	S	20MM	30MM x 2
QTMA-22L	L	22MM	30MM x 2
QTMA-25S	S	25MM	36MM x 2
QTMA-28L	L	28MM	36MM x 2
QTMA-30S	S	30MM	42MM x 2
QTMA-35L	L	35MM	42MM x 2
QTMA-38S	S	38MM	52MM x 2
QTMA-42L	L	42MM	52MM x 2

Tube Fittings Metric

Straight

Tube Fittings Metric	Metric Tube Male x BSPP Male				
	Part Number	DIN	Tube OD	Metric Thread Size	Thread Size BSPP M
 <p>Including ED seal.</p>	QTMAD-06L02	L	6MM	12MM x 1.5	1/8
	QTMAD-06L04	L	6MM	12MM x 1.5	1/4
	QTMAD-06S04	S	6MM	14MM x 1.5	1/4
	QTMAD-08L02	L	8MM	14MM x 1.5	1/8
	QTMAD-08L04	L	8MM	14MM x 1.5	1/4
	QTMAD-08L06	L	8MM	14MM x 1.5	3/8
	QTMAD-08S04	S	8MM	16MM x 1.5	1/4
	QTMAD-08S06	S	8MM	16MM x 1.5	3/8
	QTMAD-10L04	L	10MM	16MM x 1.5	1/4
	QTMAD-10L06	L	10MM	16MM x 1.5	3/8
	QTMAD-10L08	L	10MM	16MM x 1.5	1/2
	QTMAD-10S04	S	10MM	18MM x 1.5	1/4
	QTMAD-10S06	S	10MM	18MM x 1.5	3/8
	QTMAD-10S08	S	10MM	18MM x 1.5	1/2
	QTMAD-12L04	L	12MM	18MM x 1.5	1/4
	QTMAD-12L06	L	12MM	18MM x 1.5	3/8
	QTMAD-12L08	L	12MM	18MM x 1.5	1/2
	QTMAD-12L12	L	12MM	18MM x 1.5	3/4
	QTMAD-12S04	S	12MM	20MM x 1.5	1/4
	QTMAD-12S06	S	12MM	20MM x 1.5	3/8
	QTMAD-12S08	S	12MM	20MM x 1.5	1/2
	QTMAD-14S08	S	14MM	22MM x 1.5	1/2
	QTMAD-15L06	L	15MM	22MM x 1.5	3/8
	QTMAD-15L08	L	15MM	22MM x 1.5	1/2
	QTMAD-16S06	S	16MM	24MM x 1.5	3/8
	QTMAD-16S08	S	16MM	24MM x 1.5	1/2
	QTMAD-16S12	S	16MM	24MM x 1.5	3/4
	QTMAD-18L08	L	18MM	26MM x 1.5	1/2
	QTMAD-18L12	L	18MM	26MM x 1.5	3/4
	QTMAD-20S08	S	20MM	30MM x 2	1/2
QTMAD-20S12	S	20MM	30MM x 2	3/4	
QTMAD-22L12	L	22MM	30MM x 2	3/4	
QTMAD-25S08	S	25MM	36MM x 2	1/2	

Continued on following page..

Tube Fittings Metric

Straight

Tube Fittings Metric

Metric Tube Male x BSPP Male *Continued..*



Including ED seal.

Part Number	DIN	Tube OD	Metric Thread Size	BSPP M
QTMAD-25S12	S	25MM	36MM x 2	3/4
QTMAD-25S16	S	25MM	36MM x 2	1
QTMAD-28L16	L	28MM	36MM x 2	1
QTMAD-30S20	S	30MM	42MM x 2	1 1/4
QTMAD-35L20	L	35MM	45MM x 2	1 1/4
QTMAD-38S24	S	38MM	52MM x 2	1 1/2
QTMAD-42L24	L	42MM	52MM x 2	1 1/2

Tube Fittings Metric

Metric Tube Male x BSPT Male




Part Number	DIN	Tube OD	Metric Thread Size	BSPT M
QTMAE-06LL02	LL	6MM	10MM x 1	1/8
QTMAE-06L02	L	6MM	12MM x 1.5	1/8
QTMAE-06L04	L	6MM	12MM x 1.5	1/4
QTMAE-08L02	L	8MM	14MM x 1.5	1/8
QTMAE-08L04	L	8MM	14MM x 1.5	1/4
QTMAE-10L04	L	10MM	16MM x 1.5	1/4
QTMAE-12L04	L	12MM	18MM x 1.5	1/4
QTMAE-12L06	L	12MM	18MM x 1.5	3/8
QTMAE-12L08	L	12MM	18MM x 1.5	1/2
QTMAE-15L06	L	15MM	22MM x 1.5	3/8
QTMAE-15L08	L	15MM	22MM x 1.5	1/2
QTMAE-18L08	L	18MM	26MM x 1.5	1/2
QTMAE-22L12	L	22MM	30MM x 2	3/4
QTMAE-28L16	L	28MM	36MM x 2	1
QTMAE-35L20	L	35MM	45MM x 2	1 1/4
QTMAE-42L24	L	42MM	52MM x 2	1 1/2

Tube Fittings Metric

Straight

Tube Fittings Metric

Metric Tube Male x JIC Male



Part Number	DIN	Tube OD	Metric Thread Size	Thread Size JIC M
QTMAL-06L07	L	6MM	12MM x 1.5	7/16
QTMAL-06L09	L	6MM	12MM x 1.5	9/16
QTMAL-06S07	S	6MM	14MM x 1.5	7/16
QTMAL-06S09	S	6MM	14MM x 1.5	9/16
QTMAL-08L09	L	8MM	14MM x 1.5	9/16
QTMAL-08S09	S	8MM	16MM x 1.5	9/16
QTMAL-10L09	L	10MM	16MM x 1.5	9/16
QTMAL-10L12	L	10MM	16MM x 1.5	3/4
QTMAL-10S09	S	10MM	18MM x 1.5	9/16
QTMAL-10S12	S	10MM	18MM x 1.5	3/4
QTMAL-12L12	L	12MM	18MM x 1.5	3/4
QTMAL-12S12	S	12MM	20MM x 1.5	3/4
QTMAL-14S14	S	14MM	22MM x 1.5	7/8
QTMAL-15L14	L	15MM	22MM x 1.5	7/8
QTMAL-15L17	L	15MM	22MM x 1.5	1 1/16
QTMAL-16S14	S	16MM	24MM x 1.5	7/8
QTMAL-16S17	S	16MM	24MM x 1.5	1 1/16
QTMAL-18L12	L	18MM	26MM x 1.5	3/4
QTMAL-18L17	L	18MM	26MM x 1.5	1 1/16
QTMAL-20S17	S	20MM	30MM x 2	1 1/16
QTMAL-22L17	L	22MM	30MM x 2	1 1/16
QTMAL-22L21	L	22MM	30MM x 2	1 5/16
QTMAL-25S21	S	25MM	36MM x 2	1 5/16
QTMAL-28L21	L	28MM	36MM x 2	1 5/16
QTMAL-30S21	S	30MM	42MM x 2	1 5/16
QTMAL-30S26	S	30MM	42MM x 2	1 5/8
QTMAL-35L21	L	35MM	45MM x 2	1 5/16
QTMAL-35L26	L	35MM	45MM x 2	1 5/8
QTMAL-38S26	S	38MM	52MM x 2	1 5/8



Tube Fittings Metric

Straight

Tube Fittings Metric

Metric Tube Male x NPT Male



Part Number	DIN	Tube OD	Metric Thread Size	Thread Size NPT M
QMAU-10L02	L	10MM	16MM x 1.5	1/8
QMAU-18L12	L	18MM	26MM x 1.5	3/4

Tube Fittings Metric

Metric Tube Male x UNO Male (SAE O'Ring)



Part Number	DIN	Tube OD	Metric Thread Size	UNO M
QMAP-08L07	L	8MM	14MM x 1.5	7/16
QMAP-08S07	S	8MM	16MM x 1.5	7/16
QMAP-10L07	L	10MM	16MM x 1.5	7/16
QMAP-10L09	L	10MM	16MM x 1.5	9/16
QMAP-10S09	S	10MM	18MM x 1.5	9/16
QMAP-12L09	L	12MM	18MM x 1.5	9/16
QMAP-12L12	L	12MM	18MM x 1.5	3/4
QMAP-12L14	L	12MM	18MM x 1.5	7/8
QMAP-12S09	S	12MM	20MM x 1.5	9/16
QMAP-12S12	S	12MM	20MM x 1.5	3/4
QMAP-15L12	L	15MM	22MM x 1.5	3/4
QMAP-15L14	L	15MM	22MM x 1.5	7/8
QMAP-16S12	S	16MM	24MM x 1.5	3/4
QMAP-16S14	S	16MM	24MM x 1.5	7/8
QMAP-18L12	L	18MM	26MM x 1.5	3/4
QMAP-18L14	L	18MM	26MM x 1.5	7/8
QMAP-20S12	S	20MM	30MM x 2	3/4
QMAP-20S14	S	20MM	30MM x 2	7/8
QMAP-20S17	S	20MM	30MM x 2	1 1/16
QMAP-22L14	L	22MM	30MM x 2	7/8
QMAP-22L17	L	22MM	30MM x 2	1 1/16
QMAP-22L21	L	22MM	30MM x 2	1 5/16
QMAP-25S17	S	25MM	36MM x 2	1 1/16
QMAP-25S21	S	25MM	36MM x 2	1 5/16
QMAP-28L17	L	28MM	36MM x 2	1 1/16
QMAP-28L21	L	28MM	36MM x 2	1 5/16

Continued on following page..

ADAPTORS
Tube Fittings Metric

Tube Fittings Metric

Straight

Tube Fittings Metric

Metric Tube Male x UNO Male (SAE O'Ring) *Continued..*



Part Number	DIN	Tube OD	Metric Thread Size	UNO M
QTMAP-30S21	S	30MM	42MM x 2	1 5/16
QTMAP-30S26	S	30MM	42MM x 2	1 5/8
QTMAP-35L21	L	35MM	45MM x 2	1 5/16
QTMAP-35L26	L	35MM	45MM x 2	1 5/8
QTMAP-38S26	S	38MM	52MM x 2	1 5/8
QTMAP-42L26	L	42MM	52MM x 2	1 5/8

Tube Fittings Metric

Metric Tube Male x Metric Taper Male



Part Number	DIN	Tube OD	Metric Thread Size	Metric Taper Thread Size
QTMAR-06LLM6	LL	6MM	10MM x 1	M6
QTMAR-6LLM8	LL	6MM	10MM x 1	M8
QTMAR-6LLM10	LL	6MM	10MM x 1	M10

Tee

Tube Fittings Metric

Metric Tube Female Swivel x Metric Tube Male Run Tee



Part Number	DIN	Tube OD	Thread Size
QTMA3-06L	L	6MM	12MM x 1.5
QTMA3-06S	S	6MM	14MM x 1.5
QTMA3-08L	L	8MM	14MM x 1.5
QTMA3-08S	S	8MM	16MM x 1.5
QTMA3-10L	L	10MM	16MM x 1.5
QTMA3-10S	S	10MM	18MM x 1.5
QTMA3-12L	L	12MM	18MM x 1.5
QTMA3-12S	S	12MM	20MM x 1.5
QTMA3-14S	S	14MM	22MM x 1.5
QTMA3-15L	L	15MM	22MM x 1.5
QTMA3-16S	S	16MM	24MM x 1.5
QTMA3-18L	L	18MM	26MM x 1.5
QTMA3-20S	S	20MM	30MM x 2
QTMA3-22L	L	22MM	30MM x 2
QTMA3-25S	S	25MM	36MM x 2
QTMA3-28L	L	28MM	36MM x 2
QTMA3-30S	S	30MM	42MM x 2

Continued on following page..



Tube Fittings Metric

Tee

Tube Fittings Metric

Metric Tube Female Swivel x Metric Tube Male Run Tee *Continued..*



Part Number	DIN	Tube OD	Thread Size
QTMA3-35L	L	35MM	45MM x 2
QTMA3-38S	S	38MM	52MM x 2
QTMA3-42L	L	42MM	52MM x 2

Tube Fittings Metric

Metric Tube Male x Metric Tube F Swivel - Branch Tee




Part Number	DIN	Tube OD	Thread Size
QTMA4-06L	L	6MM	12MM x 1.5
QTMA4-06S	S	6MM	14MM x 1.5
QTMA4-08L	L	8MM	14MM x 1.5
QTMA4-08S	S	8MM	16MM x 1.5
QTMA4-10L	L	10MM	16MM x 1.5
QTMA4-10S	S	10MM	18MM x 1.5
QTMA4-12L	L	12MM	18MM x 1.5
QTMA4-12S	S	12MM	20MM x 1.5
QTMA4-14S	S	14MM	22MM x 1.5
QTMA4-15L	L	15MM	22MM x 1.5
QTMA4-16S	S	16MM	24MM x 1.5
QTMA4-18L	L	18MM	26MM x 1.5
QTMA4-20S	S	20MM	30MM x 2
QTMA4-22L	L	22MM	30MM x 2
QTMA4-25S	S	25MM	36MM x 2
QTMA4-28L	L	28MM	36MM x 2
QTMA4-30S	S	30MM	42MM x 2
QTMA4-35L	L	35MM	45MM x 2
QTMA4-38S	S	38MM	52MM x 2
QTMA4-42L	L	42MM	52MM x 2

Tube Fittings Metric

Tee

Tube Fittings Metric	Metric Tube Male x Metric Tube Male Tee			
	Part Number	DIN	Tube OD	Thread Size
	QTMA12-06L	L	6MM	12MM x 1.5
	QTMA12-06S	S	6MM	14MM x 1.5
	QTMA12-08L	L	8MM	14MM x 1.5
	QTMA12-08S	S	8MM	16MM x 1.5
	QTMA12-10L	L	10MM	16MM x 1.5
	QTMA12-10S	S	10MM	18MM x 1.5
	QTMA12-12L	L	12MM	18MM x 1.5
	QTMA12-12S	S	12MM	20MM x 1.5
	QTMA12-14S	S	14MM	22MM x 1.5
	QTMA12-15L	L	15MM	22MM x 1.5
	QTMA12-16S	S	16MM	24MM x 1.5
	QTMA12-18L	L	18MM	26MM x 1.5
	QTMA12-20S	S	20MM	30MM x 2
	QTMA12-22L	L	22MM	30MM x 2
	QTMA12-25S	S	25MM	36MM x 2
	QTMA12-28L	L	28MM	36MM x 2
	QTMA12-30S	S	30MM	30MM x 2
	QTMA12-35L	L	35MM	45MM x 2
	QTMA12-38S	S	38MM	52MM x 2
	QTMA12-42L	L	42MM	52MM x 2

Tube Nut

Tube Fittings Metric	Metric Tube Nut			
	Part Number	DIN	Tube Size	Thread Size
	QTMA7-06LL	LL	6MM	10MM x 1
	QTMA7-06L	L	6MM	12MM x 1.5
	QTMA7-06S	S	6MM	14MM x 1.5
	QTMA7-08L	L	8MM	14MM x 1.5
	QTMA7-08S	S	8MM	16MM x 1.5
	QTMA7-10L	L	10MM	16MM x 1.5
	QTMA7-10S	S	10MM	18MM x 1.5
	QTMA7-12L	L	12MM	18MM x 1.5
	QTMA7-12S	S	12MM	20MM x 1.5
	QTMA7-14S	S	14MM	22MM x 1.5

Continued on following page...

Tube Fittings Metric

Tube Nut

Tube Fittings Metric

Metric Tube Nut *Continued..*



Part Number	DIN	Tube Size	Thread Size
QTMA7-15L	L	15MM	22MM x 1.5
QTMA7-16S	S	16MM	24MM x 1.5
QTMA7-18L	L	18MM	26MM x 1.5
QTMA7-20S	S	20MM	30MM x 2
QTMA7-22L	L	22MM	30MM x 2
QTMA7-25S	S	25MM	36MM x 2
QTMA7-28L	L	28MM	36MM x 2
QTMA7-30S	S	28MM	42MM x 2
QTMA7-35L	L	35MM	45MM x 2
QTMA7-38S	S	38MM	52MM x 2
QTMA7-42L	L	42MM	52MM x 2

Tube Fittings Imperial

Straight

Tube Fittings Imperial

Imperial Tube Compression x JIC



Part Number	Tube OD	JIC Male
QTIAL0609	3/8	9/16
QTIAL0812	1/2	3/4

Tube Fittings Imperial

Imperial Tube Compression Joiner



Part Number	Tube Size	Tube Size
QTIA-06	3/8	3/8
QTIA-08	1/2	1/2

Cutting Ring

Tube Fittings Imperial

Imperial Tube Cutting Ring



Part Number	Tube Size
QTIA11-06	3/8

Tube Fittings Imperial

Flare Nuts & Sleeves



Tube Fittings Imperial

JIC Tube Nut

Part Number	JIC Nut	Tube OD
QTIA9K07	7/16	1/4
QTIA9K09	9/16	3/8
QTIA9K12	3/4	1/2
QTIA9K14	7/8	5/8
QTIA9K17	1 1/16	3/4
QTIA9K21	1 5/16	1
QTIA9K26	1 5/8	1 1/4
QTIA9K30	1 7/8	1 1/2

Tube Fittings Imperial

JIC Tube Sleeve



Part Number	JIC Nut	Tube OD
QTIA10K07	7/16	1/4
QTIA10K09	9/16	3/8
QTIA10K12	3/4	1/2
QTIA10K14	7/8	5/8
QTIA10K17	1 1/16	3/4
QTIA10K21	1 5/16	1
QTIA10K26	1 5/8	1 1/4
QTIA10K30	1 7/8	1 1/2

Tube Fittings Imperial

JIC Tube Nut & Sleeve Stainless Steel



Part Number	JIC Nut	Tube OD
QTIA9/10K07SS	7/16	1/4
QTIA9/10K09SS	9/16	3/8
QTIA9/10K12SS	3/4	1/2
QTIA9/10K14SS	7/8	5/8
QTIA9/10K17SS	1 1/16	3/4
QTIA9/10K21SS	1 5/16	1



Weld On

Weld On Female



Weld On

BSPF Swivel Tube Weld

Part Number	Tube Size	Thread Size BSPF F S/W
QWFA04	1/4	1/4
QWFA06	3/8	3/8
QWFA08	1/2	1/2
QWFA0812	1/2	3/4
QWFA12	3/4	3/4
QWFA16	1	1
QWFA20	1 1/4	1 1/4
QWFA24	1 1/2	1 1/2



Weld On

JIC Female Swivel Tube Weld

Part Number	Tube Size	Thread Size JIC F S/W
QWFK0407	1/4	7/16
QWFK0607	3/8	7/16
QWFK0609	3/8	9/16
QWFK0612	3/8	3/4
QWFK0812	1/2	3/4
QWFK0814	1/2	7/8
QWFK1012	5/8	3/4
QWFK1014	5/8	7/8
QWFK1017	5/8	1 1/16
QWFK1214	3/4	7/8
QWFK1217	3/4	1 1/16
QWFK1617	1	1 1/16
QWFK1621	1	1 5/16
QWFK2021	1 1/4	1 5/16
QWFK2026	1 1/4	1 5/8
QWFK2426	1 1/2	1 5/8
QWFK2430	1 1/2	1 7/8

Weld On

Weld On Female



Weld On

UNO Female Port

Part Number	Outside Dia.	UNO F
QWFPFS2509	25MM	9/16
QWFPFS2712	27MM	3/4
QWFPFS2714	27MM	7/8
QWFPFS3317	33MM	1 1/16

Weld On Male



Weld On

BSPT Male Weld-On

Part Number	Tube Size	Thread Size BSPT M
QWME04	1/4	1/4
QWME06	3/8	3/8
QWME08	1/2	1/2
QWME12	3/4	3/4
QWME16	1	1
QWME20	1 1/4	1 1/4
QWME24	1 1/2	1 1/2



Weld On

Code 61 Weld-On

Part Number	Tube Size	Flange Size Code 61
QWMF1212	3/4	3/4
QWMF1216	3/4	1
QWMF1612	1	3/4
QWMF1616	1	1
QWMF1620	1	1 1/4
QWMF2016	1 1/4	1
QWMF2020	1 1/4	1 1/4
QWMF2024	1 1/4	1 1/2
QWMF2424	1 1/2	1 1/2
QWMF2432	1 1/2	2
QWMF3232	2	2
QWMF3240	2	2 1/2
QWMF40	2 1/2	2 1/2



Weld On

Weld On Male



Weld On

Code 62 Weld-On

Part Number	Tube Size	Flange Size Code 62
QWVG1212	3/4	3/4
QWVG1216	3/4	1
QWVG1612	1	3/4
QWVG1616	1	1
QWVG1620	1	1 1/4
QWVG2016	1 1/4	1
QWVG2020	1 1/4	1 1/4



Weld On

JIC Male Weld-On

Part Number	Tube Size	JIC Male
QWML0407	1/4	7/16
QWML0609	3/8	9/16
QWML0612	3/8	3/4
QWML0809	1/2	9/16
QWML0812	1/2	3/4
QWML0814	1/2	7/8
QWML1012	5/8	3/4
QWML1014	5/8	7/8
QWML1214	3/4	7/8
QWML1217	3/4	1 1/16
QWML1617	1	1 1/16
QWML1621	1	1 5/16
QWML2021	1 1/4	1 5/16
QWML2026	1 1/4	1 5/8
QWML2426	1 1/2	1 5/8
QWML2430	1 1/2	1 7/8



Weld On

ORFS Male Weld-On

Part Number	Tube Size	JIC Male
QWVW0611	3/8	11/16



SECTION 4
COUPLERS


















Couplers

COUPLERS
Quick Reference

Poppet Couplers	ISO7241-1 A-Series  KQRP-F/M-A Page 287	NV Faster Interchange  KQRP-F/M-NV Page 287	ISO7241-1 A-Series Connect Under Pressure  KQRP-F/M-A/NV CUP Page 288	ISO7241-1 A Series Push Pull  KQRP-F-PP Page 288
	ISO7241-1 B-Series  KQRP-F/M-B Page 289	ISO7241-1B B-Series (Carpet Cleaners)  KQRP-F/M-B-BRASS Page 289	Agricultural Couplers	Ball Coupler  KQRB Page 291
Tractor Rigid Mount Breakaway  KQRP-F-JD-PP-SW Page 291	PBR Interchange	PBR Interchange Poppet Coupler  KQRP-F/M-PBR Page 292		Nordic Interchange
Tema Interchange Connect Under Pressure  KQRT-F/M-E Page 293		Flat Face	ISO16028 A-Series High-Pressure  KQRF-F/M-UNO/BSP Page 294	
Screw Together	ISO14541 VD Poppet  KQRS-F/M-VD Page 297		Faster VV Interchange  KQRS-F/M-VV Page 298	Screw Together Flat Face

Couplers

<p>Jacking</p>	<p>ISO14540 720 BAR</p>  <p>KQRJ-F/M-NPT Page 301</p>	<p>700 BAR Flat Face</p>  <p>KQRJ-FF-F/M Page 301</p>	<p>Coupler Accessories</p>	<p>Poppet Caps, Plugs & Seal Kits</p>
<p>ISO7241-1 A-Series Caps & Plugs</p>  <p>KQRC-C/P-A Page 289</p>	<p>NV Faster Interchange Caps & Plugs</p>  <p>KQRC-C/P-NV Page 290</p>	<p>Seal Kit</p>  <p>KQRP-A/NV-SK Page 290</p>	<p>PBR Caps, Plugs & Seal Kits</p>	<p>Caps & Plugs</p>  <p>KQRC-C/P/-PBR Page 292</p>
<p>Seal Kits</p>  <p>KQRP-SK-PBR Page 292</p>	<p>Nordic Interchange Caps, Plugs & Seal Kits</p>	<p>Caps & Plugs</p>  <p>KQRC-P/C-T Page 293</p>	<p>Seal Kit</p>  <p>KQRT-SEALKIT Page 293</p>	<p>Flat Face Caps, Plugs & Colour Rings</p>
<p>S016028 A-Series High-Pressure Caps & Plugs</p>  <p>KQRC-C/P-FF Page 296</p>	<p>Colour Coding Rings for Flat Face Couplers</p>  <p>COLOUR RINGS Page 297</p>	<p>Screw Together Caps, Plugs & Seal Kits</p>	<p>ISO14541 Caps & Plugs</p>  <p>KQRC-C-VD Page 298</p>	<p>Faster Interchange VV Caps & Plugs</p>  <p>KQRC-C-VV Page 299</p>
<p>Screw Together Flat Face Plugs & Caps</p>	<p>Screw Together Flat Face Caps & Plugs</p>  <p>KQRC-FF-S Page 300</p>	<p>Jacking Caps & Plugs</p>	<p>ISO14541 700 BAR Caps & Plugs</p>  <p>KQRC-C/P-J Page 301</p>	<p>MORE PRODUCTS COMING SOON</p>



D.N.P.

Did you know that Taipan is Australia's largest supplier of D.N.P. products?

D.N.P. Industriale Srl, established in 1985, has been a prominent manufacturer of precision quick couplings for hydraulic systems. Renowned for their innovation, reliability, and exceptional products like push pull valves and special executions, D.N.P. has earned a leading position in the global quick coupling industry.

Taipan takes immense pride in offering D.N.P. products, as they are manufactured in-house in Italy with unwavering product monitoring, emphasising D.N.P.'s commitment to quality beyond the finished product. This unwavering dedication is why Taipan firmly believes in the superiority of D.N.P. products.



TAIPAN
Hydraulic Hose Systems

Poppet Couplers

Poppet Couplers

ISO7241-1 A Series

Manufactured from zinc plated carbon steel. Hardened ball contact areas. Standard A-series seals are nitrile, back-up rings are PTFE. Viton seals are available on request.

Interchanges with DNP PAV1, Stucchi, Faster ANV, Hansen HA, Parker 6600, 2000 and Aeroquip 5600, G5600, Ryco R81/82(1/2,3/4&1), Safeway S56.



SS = Stainless Steel

Part Number	Pressure Rating/ BAR	Female Thread	Rated Flow Rate L/M	ISO Coupler Body Size	Male Tip Diameter ϕ
KQRP-04F-A	250	1/4 BSPP	12	6.3	11.85
KQRP-04M-A	250	1/4 BSPP	12	6.3	11.85
KQRP-06F-A	250	3/8 BSPP	23	10.0	17.30
KQRP-06M-A	250	3/8 BSPP	23	10.0	17.30
KQRP-08F-A/NV	250	1/2 BSPP	45	12.5	20.55
KQRP-08F-A/NV-SS	300	1/2 BSPP	45	12.5	20.55
KQRP-08F-M22	250	M22 X 1.5	45	12.5	20.55
KQRP-08M-7/8UNO	250	7/8 UNO	45	12.5	20.55
KQRP-08M-A/NV	250	1/2 BSPP	45	12.5	20.55
KQRP-08M-A/NV-3/4UNO	250	3/4 UNO	45	12.5	20.55
KQRP-08M-A/NV-SS	300	1/2 BSPP	45	12.5	20.55
KQRP-08M-M22	250	M22 X 1.5	45	12.5	20.55
KQRP-12F-A	250	3/4 BSPP	106	20.0	29.10
KQRP-12M-A	250	3/4 BSPP	106	20.0	29.10
KQRP-16F-A	200	1 BSPP	189	25.0	34.35
KQRP-16M-A	200	1 BSPP	189	25.0	34.35
KQRP-20F-A	200	1 1/4 BSPP	288	31.5	45.00
KQRP-20M-A	200	1 1/4 BSPP	288	31.5	45.00
KQRP-24F-A	190	1 1/2BSPP	379	40.0	55.00
KQRP-24M-A	190	1 1/2BSPP	379	40.0	55.00

Poppet Couplers

NV Faster Interchange

Interchanges with DNP PDV1, Parker 4000 series & Faster NV series.



Part Number	Pressure Rating/ BAR	Female Thread	Rated Flow Rate L/M	ISO Coupler Body Size	Male Tip Diameter ϕ
KQRP-04F-NV	400	1/4 BSPP	12	6.3	14.20
KQRP-04M-NV	400	1/4 BSPP	12	6.3	14.20
KQRP-06F-NV	350	3/8 BSPP	23	10.0	19.00
KQRP-06M-NV	350	3/8 BSPP	23	10.0	19.00
KQRP-08F-A/NV	250	1/2 BSPP	45	12.5	20.55
KQRP-08F-M22	250	M22 X 1.5	45	12.5	20.55

Continued on following page...

Can't find what you're looking for?

1300 654 782

287

Email: sales@taipan.com.au

Fax 07 5428 1311

Poppet Couplers

Poppet Couplers

NV Faster Interchange *Continued...*

Interchanges with DNP PDV1, Parker 4000 series & Faster NV series.



Part Number	Pressure Rating/ BAR	Female Thread	Rated Flow Rate L/M	ISO Coupler Body Size	Male Tip Diameter ϕ
KQRP-08M-7/8UNO	250	7/8 UNO	45	12.5	20.55
KQRP-08M-A/NV	250	1/2 BSPP	45	12.5	20.55
KQRP-08M-A/NV-3/4UNO	250	3/4 UNO	45	12.5	20.55
KQRP-08M-M22	250	M22 X 1.5	45	12.5	20.55
KQRP-12F-NV	250	3/4 BSPP	106	20.0	28.00
KQRP-12M-NV	250	3/4 BSPP	106	20.0	28.00
KQRP-16F-NV	250	1 BSPP	189	25.0	31.30
KQRP-16M-NV	250	1 BSPP	189	25.0	31.30

Poppet Couplers

ISO7241-1 A-Series Connect Under Pressure

Interchanges with DNP PDV1, Parker 4000 series & Faster NV series.
CUP = Connect under pressure (Residual Only).



Part Number	Pressure Rating/ BAR	Female Thread	Rated Flow Rate L/M	ISO Coupler Body Size	Male Tip Diameter ϕ
KQRP-08F-A/NV-CUP	250	1/2 BSPP	45	12.5	20.55
KQRP-08M-A/NV-CUP	250	1/2 BSPP	45	12.5	20.55

Poppet Couplers

ISO7241-1 A-Series Push Pull

Interchanges with DNP PDS1, PPV3, PPV1, Ryco R91 & R86, Stucchi 1RS/I.



Part Number	Pressure Rating/ BAR	Female Thread	Rated Flow Rate L/M	ISO Coupler Body Size	Male Tip Diameter ϕ
KQRP-08F-A/NV-3/4UNO-PP	250	3/4 UNO	45	12.5	20.55
KQRP-08F-PP	250	1/2 BSPP	45	12.5	20.55
KQRP-08F-7/8UNO-PP	250	7/8 UNO	45	12.5	20.55



Poppet Couplers

Poppet Couplers

ISO7241-1 B Series

Manufactured from zinc plated carbon steel. Hardened ball contact areas. Standard seals are nitrile, back-up rings are PTFE. Viton seals are available on request. Interchanges with DNP PBV1, Faster HNV, Hansen HK, Parker 60 series - H, Aeroquip 60B/F6600 and Safeway S10.



SS = Stainless Steel

Part Number	Pressure Rating/ BAR	Female Thread	Rated Flow Rate L/M	ISO Coupler Body Size	Male Tip Diameter ϕ
KQRP-06F-B	250	3/8 BSPP	23	10.0	19.10
KQRP-06M-B	250	3/8 BSPP	23	10.0	19.10
KQRP-06F-B-SS	350	3/8 BSPP	23	10.0	19.10
KQRP-06M-B-SS	350	3/8 BSPP	23	10.0	19.10
KQRP-08F-B	250	1/2 BSPP	45	12.5	23.55
KQRP-08M-B	250	1/2 BSPP	45	12.5	23.55
KQRP-12F-B	250	3/4 BSPP	106	20.0	31.45
KQRP-12M-B	250	3/4 BSPP	106	20.0	31.45
KQRP-16F-B	200	1 BSPP	189	25.0	37.77
KQRP-16M-B	200	1 BSPP	189	25.0	37.77

Poppet Couplers

ISO7241-1 B Series (Carpet Cleaners)

Manufactured from brass. Standard seals are nitrile, back-up rings are PTFE. Viton seals are available on request. Interchanges with DNP PBV1, Faster HNV, Hansen HK, Parker 60 series - H, Aeroquip 60B/F6600 and Safeway S10.



Part Number	Pressure Rating/ BAR	Female Thread	Rated Flow Rate L/M	ISO Coupler Body Size	Male Tip Diameter ϕ
KQRP-04F-B-BRASS	200	1/4 BSPP	12	6.3	14.20
KQRP-04M-B-BRASS	200	1/4 BSPP	12	6.3	14.20

Poppet Caps, Plugs & Seal Kits

Poppet Caps, Plugs & Seal Kits

ISO7241-1 A-Series Caps & Plugs



Part Number	Size	Type	Fits Gender	Material
KQRC-04C-A	1/4	CAP	MALE	PVC
KQRC-04P-A	1/4	PLUG	FEMALE	PVC
KQRC-06C-A	3/8	CAP	MALE	PVC
KQRC-06P-A	3/8	PLUG	FEMALE	PVC
KQRC-08C-A/NV-BLACK	1/2	CAP	MALE	PVC
KQRC-08C-A/NV-BLUE	1/2	CAP	MALE	PVC
KQRC-08C-A/NV-GREEN	1/2	CAP	MALE	PVC

Continued on following page...

Can't find what you're looking for?

1300 654 782

289

Email: sales@taipan.com.au

Fax 07 5428 1311

Poppet Caps, Plugs & Seal Kits

Poppet Caps, Plugs & Seal Kits

ISO7241-1 A-Series Caps & Plugs *Continued...*



ADC

Part Number	Size	Type	Fits Gender	Material
KQRC-08C-A/NV-YELLOW	1/2	CAP	MALE	PVC
KQRC-08C-A/NV-RED	1/2	CAP	MALE	PVC
KQRC-08C-A/NV ADC	1/2	CAP	FEMALE	PVC
KQRC-08P-A/NV-BLACK	1/2	PLUG	FEMALE	PVC
KQRC-08P-A/NV-BLU	1/2	PLUG	FEMALE	PVC
KQRC-08P-A/NV-GREEN	1/2	PLUG	FEMALE	PVC
KQRC-08P-A/NV-YELLOW	1/2	PLUG	FEMALE	PVC
KQRC-08P-A/NV-RED	1/2	PLUG	FEMALE	PVC
KQRC-12C-A- RED	3/4	CAP	MALE	PVC
KQRC-12C-A-BLACK	3/4	CAP	MALE	PVC
KQRC-12C-A-GREY	3/4	CAP	MALE	PVC
KQRC-12P-A-RED	3/4	PLUG	FEMALE	PVC
KQRC-12P-A-BLACK	3/4	PLUG	FEMALE	PVC
KQRC-12P-A-GREY	3/4	PLUG	FEMALE	PVC
KQRC-16C-A	1	CAP	MALE	PVC
KQRC-16P-A	1	PLUG	FEMALE	PVC

Poppet Caps, Plugs & Seal Kits


NV Faster Interchange Caps & Plugs



Part Number	Size	Type	Fits Gender	Material
KQRC-04C-NV	1/4	CAP	MALE	PVC
KQRC-04P-NV	1/4	PLUG	FEMALE	PVC
KQRC-06C-NV	3/8	CAP	MALE	PVC
KQRC-06P-NV	3/8	PLUG	FEMALE	PVC
KQRC-12C-NV	3/4	CAP	MALE	PVC
KQRC-12P-NV	3/4	PLUG	FEMALE	PVC
KQRC-16C-NV	1	CAP	MALE	PVC
KQRC-16P-NV	1	PLUG	FEMALE	PVC

Poppet Caps, Plugs & Seal Kits

A/NV Series Seal Kits



Part Number	Size	Type	Fits Gender	Series
KQRP-08F-A/NV-SK	1/2	SEAL KIT	FEMALE	A/NV SERIES
KQRP-12F-A-SK	3/4	SEAL KIT	FEMALE	A SERIES
KQRP-16F-A-SK	1	SEAL KIT	FEMALE	A SERIES
KQRP-08F-A/NV-SK	1/2	SEAL KIT	FEMALE	A/NV SERIES
KQRP-12F-NV-SK	3/4	SEAL KIT	FEMALE	NV SERIES
KQRP-16F-NV-SK	1	SEAL KIT	FEMALE	NV SERIES

Agricultural

Agricultural

Ball Coupler

Manufactured from zinc plated carbon steel. Hardened ball contact areas. Standard seals are nitrile, back-up rings are PTFE. Viton seals are available on request.

Interchanges with DNP PDS1, Stucchi, IR (Ball) series, Parker 4000.

* Fixed Ball (Poppet type with seal).



Part Number	Pressure Rating/ BAR	Female Thread	Rated Flow Rate L/M	ISO Coupler Body Size	Male Tip Diameter ϕ
KQRB-04F	300	1/4 BSPP	12	6.3	14.20
KQRB-04M	300	1/4 BSPP	12	6.3	14.20
KQRB-06F	250	3/8 BSPP	23	10	19.00
KQRB-06M	250	3/8 BSPP	23	10	19.00
KQRB-08F	200	1/2 BSPP	30	12.5	20.55
KQRB-08M	200	1/2 BSPP	30	12.5	20.55
KQRB-08M-GH*	200	1/2 BSPP	30	12.5	20.55
KQRB-12F	200	3/4 BSPP	60	19	27.93
KQRB-12M	200	3/4 BSPP	60	19	27.93

Agricultural

Ball Push Pull ISO7241-1 Series-A

Manufactured from zinc plated carbon steel. Hardened ball contact areas. Standard seals are nitrile, back-up rings are PTFE. Viton seals are available on request.

Interchanges with DNP PDS1, Stucchi, IR (Ball) series, Parker 4000.

* Fixed Ball (Poppet type with seal).



Part Number	Pressure Rating/ BAR	Female Thread	Rated Flow Rate L/M	ISO Coupler Body Size	Male Tip Diameter ϕ
KQRB-08F-PP	200	1/2 BSPP	30	12.5	20.55
KQRB-08F-PP-GH*	200	1/2 BSPP	30	12.5	20.55

Agricultural

Tractor Rigid Mount Breakaway Coupler

Interchanges with Inteva 1077 series ISO 7421-A Faster 3CFPV, 4SRP, Parker RSD.



Part Number	Pressure Rating/ BAR	Female Thread	Rated Flow Rate L/M	ISO Coupler Body Size
KQRP-08F-JD-PP-SW	275	1/2 BSPP	90	12.5

Can't find what you're looking for?

1300 654 782

291

Email: sales@taipan.com.au
Fax 07 5428 1311

PBR Interchange

PBR Interchange

Poppet Coupler

Manufactured from zinc plated carbon steel. Hardened ball contact areas. Standard seals are nitrile, back-up rings are PTFE. Viton seals are available on request.



Part Number	Pressure Rating/ BAR	Female Thread	Rated Flow Rate L/M	ISO Coupler Body Size	Male Tip Diameter ϕ
KQRP-16F-PBR	300	1 BSPP	200	25.0	38.00
KQRP-16M-PBR	300	1 BSPP	200	25.0	38.00

PBR Interchange


PBR Caps & Plugs



Part Number	Size	Type	Fits Gender	Material
KQRC-16C-PBR	1	CAP	MALE	PVC
KQRC-16P-PBR	1	PLUG	FEMALE	PVC

PBR Interchange

PBR Seal Kits



Part Number	Size	Type	Fits Gender
KQRP-16SK-PBR	1	SEAL KIT	FEMALE

Nordic Interchange

Nordic Interchange

Poppet

Manufactured from zinc plated carbon steel. Hardened ball contact areas. Double O'ring and backup for extra sealing capacity. Interchanges with Parker Tema T and H series, DNP PTVI, Stucchi IRC series and CEJN 525.



Part Number	Pressure Rating/ BAR	Female Thread	Rated Flow Rate L/M	ISO Coupler Body Size	Male Tip Diameter ϕ
KQRT-04F	400	1/4 BSPP	12	6.3	11.95
KQRT-04M	400	1/4 BSPP	12	6.3	11.95
KQRT-06F	370	3/8 BSPP	45	10.0	20.00
KQRT-06M	370	3/8 BSPP	45	10.0	20.00
KQRT-08F	350	1/2 BSPP	90	12.5	24.80
KQRT-08M	350	1/2 BSPP	90	12.5	24.80
KQRT-12F	300	3/4 BSPP	212	19.0	32.70
KQRT-12M	300	3/4 BSPP	212	19.0	32.70
KQRT-16F	300	1 BSPP	380	25.0	40.90
KQRT-16M	300	1 BSPP	380	25.0	40.90

Nordic Interchange

Nordic Interchange

Connect Under Pressure


Interchanges with Parker Tema T series, DNP PTKI, Stucchi IRC-PC series and CEJN 525.



Part Number	Pressure Rating/ BAR	Female Thread	Rated Flow Rate L/M	ISO Coupler Body Size	Male Tip Diameter ϕ
KQRT-08F-E	300	1/2 BSPP	90	12.5	24.8
KQRT-08M-E	300	1/2 BSPP	90	12.5	24.8
KQRT-12F-E	300	3/4 BSPP	212	19.0	32.70
KQRT-12M-E	300	3/4 BSPP	212	19.0	32.70
KQRT-16F-E	300	1 BSPP	380	25.0	40.90
KQRT-16M-E	300	1 BSPP	380	25.0	40.90

Nordic Interchange


Caps & Plugs



Part Number	Size	Type	Fits Gender	Material
KQRC-06P-B/TEMA	3/8	PLUG	FEMALE	PVC
KQRC-06C-B/TEMA	3/8	CAP	MALE	PVC
KQRC-08C-B/TEMA	1/2	CAP	MALE	PVC
KQRC-08P-B/TEMA	1/2	PLUG	FEMALE	PVC
KQRC-12C-T	3/4	CAP	MALE	PVC
KQRC-12P-T	3/4	PLUG	FEMALE	PVC
KQRC-16C-T	1	CAP	MALE	PVC
KQRC-16P-T	1	PLUG	FEMALE	PVC

Nordic Interchange

Seal Kits



Part Number	Size	Type	Fits Gender
KQRT-08-SEALKIT	1/2	SEAL KIT	FEMALE
KQRT-12-SEALKIT	3/4	SEAL KIT	FEMALE
KQRT-16-SEALKIT	1	SEAL KIT	FEMALE

Flat Face

Flat Face

ISO16028 A-Series High-Pressure

Flat interface allows easy cleaning. Low spill, low air inclusion. Safety locking sleeve. 12-20 locking balls for optimum life. 3/8 sizes meets HTMA interchange dimensions.
Interchanges with DNP PLT4, Stucchi FIRG/A series, Faster 2FFI (up to 1/2) & FFN38, Parker FF (3/8 only), Hansen QA, Ryco R110-06/08, Safeway FF49, Aeroquip FD89/FD49.

EXAMPLE: KQRF Flat Face 08 ISO Body Size 10 Thread Dash Size M or F Male/Female 5/8ORFS Thread Type BH If it is a bulkhead fitting



Part Number	Pressure Rating/ BAR	Female Thread	Rated Flow Rate L/M	ISO Coupler Body Size	Male Tip Diameter ϕ
KQRF-02-02AF	500	1/8 BSPP	3	5.0	13.60
KQRF-02-02AM	500	1/8 BSPP	3	5.0	13.60
KQRF-04-04F	400	1/4 BSPP	12	6.3	16.20
KQRF-04-04M	400	1/4 BSPP	12	6.3	16.20
KQRF-06-06F	350	3/8 BSPP	23	10.0	19.80
KQRF-06-06M	350	3/8 BSPP	23	10.0	19.80
KQRF-06-08F	350	1/2 BSPP	23	10.0	19.80
KQRF-06-08F-UNO	350	3/4 UNO	23	10.0	19.80
KQRF-06-08M	350	1/2 BSPP	23	10.0	19.80
KQRF-06-08M-UNO	350	3/4 UNO	23	10.0	19.80
KQRF-08-08AF	350	1/2 BSPP	45	12.5	24.60
KQRF-08-08AM	350	1/2 BSPP	45	12.5	24.60
KQRF-08-10F UNO	350	7/8 UNO	45	12.5	24.60
KQRF-08-10M UNO	350	7/8 UNO	45	12.5	24.60
KQRF-08-12F	350	3/4 BSPP	45	12.5	24.60
KQRF-08-12F UNO	350	1 1/16 UNO	45	12.5	24.60
KQRF-08-12M	350	3/4 BSPP	45	12.5	24.60
KQRF-08-12M UNO	350	1 1/16 UNO	45	12.5	24.60
KQRF-10-12F-BSP	350	3/4 BSPP	74	16.0	27.00
KQRF-10-12F-UNO	350	1 1/16 UNO	74	16.0	27.00
KQRF-10-12M-BSP	350	3/4 BSPP	74	16.0	27.00
KQRF-10-12M-UNO	350	1 1/16 UNO	74	16.0	27.00
KQRF-12-12F BSP	350	3/4 BSPP	100	19.0	30.00
KQRF-12-12F UNO	350	1 1/16 UNO	100	19.0	30.00
KQRF-12-12M BSP	350	3/4 BSPP	100	19.0	30.00
KQRF-12-12M-UNO	350	1 1/16 UNO	100	19.0	30.00
KQRF-12-16F	350	1 BSPP	100	19.0	30.00
KQRF-12-16F-UNO	350	1 5/16 UNO	100	19.0	30.00
KQRF-12-16M	350	1 BSPP	100	19.0	30.00



Flat Face

Flat Face

ISO16028 A-Series High-Pressure *Continued...*

Flat interface allows easy cleaning. Low spill, low air inclusion. Safety locking sleeve. 12-20 locking balls for optimum life. 3/8 sizes meets HTMA interchange dimensions. Interchanges with DNP PLT4, Stucchi FIRG/A series, Faster 2FFI (up to 1/2) & FFN38, Parker FF (3/8 only), Hansen QA, Ryco R110-06/08, Safeway FF49, Aeroquip FD89/FD49.

EXAMPLE: KQRF Flat Face 08 ISO Body Size 10 Thread Dash Size M or F Male/Female 5/8ORFS Thread Type BH If it is a bulkhead fitting



Part Number	Pressure Rating/ BAR	Female Thread	Rated Flow Rate L/M	ISO Coupler Body Size	Male Tip Diameter ϕ
KQRF-12-16M-UNO	350	1 5/16 UNO	100	19.0	30.00
KQRF-16-16F BSP	350	1 BSPP	189	25.0	36.00
KQRF-16-16M BSP	350	1 BSPP	189	25.0	36.00
KQRF-16-20F	350	1 1/4 BSPP	189	25.0	36.00
KQRF-16-20M	350	1 1/4 BSPP	189	25.0	36.00
KQRF-20-20F	250	1 1/4 BSPP	260	31.5	44.00
KQRF-20-20M	250	1 1/4 BSPP	260	31.5	44.00
KQRF-24-24F	250	1 1/2 BSPP	379	40.0	57.00
KQRF-24-24M	250	1 1/2 BSPP	379	40.0	57.00

Flat Face

ISO16028 A-Series High-Pressure Connect Under Pressure

Flat interface allows easy cleaning. Low spill, low air inclusion. Safety locking sleeve. 12-20 locking balls for optimum life. 3/8 sizes meets HTMA interchange dimensions. Interchanges with DNP PLT4, Stucchi FIRG/A series, Faster 2FFI (up to 1/2) & FFN38, Parker FF (3/8 only), Hansen QA, Ryco R110-06/08, Safeway FF49, Aeroquip FD89/FD49. CUP = Connect under pressure.

EXAMPLE: KQRF Flat Face 08 ISO Body Size 10 Thread Dash Size M or F Male/Female 5/8ORFS Thread Type BH If it is a bulkhead fitting



Part Number	Pressure Rating/ BAR	Female Thread	Rated Flow Rate L/M	ISO Coupler Body Size	Male Tip Diameter ϕ
KQRF-08-08M-CUP	350	1/2 BSPP	45	12.5	24.50
KQRF-08-10M UNO-CUP	350	7/8 UNO	45	12.5	24.50
KQRF-08-12M UNO-CUP	350	1 1/16 UNO	45	12.5	24.50
KQRF-12-12M BSP-CUP	350	3/4 BSPP	100	19	30.00

Continued on following page...

Can't find what you're looking for?

1300 654 782

295

Email: sales@taipan.com.au
Fax 07 5428 1311

Flat Face

Flat Face

ISO16028 A-Series High-Pressure Bulkhead

Flat interface allows easy cleaning. Low spill, low air inclusion. Safety locking sleeve. 12-20 locking balls for optimum life. 3/8 sizes meets HTMA interchange dimensions. Interchanges with DNP PLT4, Stucchi FIRG/A series, Faster 2FFI (up to 1/2) & FFN38, Parker FF (3/8 only), Hansen QA, Ryco R110-06/08, Safeway FF49, Aeroquip FD89/FD49.

EXAMPLE: KQRF 08 10 M or F 5/8ORFS BH
 Flat Face ISO Body Size Thread Dash Size Male/Female Thread Type If it is a bulkhead fitting



Part Number	Pressure Rating/ BAR	Male Thread	Rated Flow Rate L/M	ISO Coupler Body Size	Male Tip Diameter ø
KQRF-08-10F-5/8ORFSBH	350	1 ORFS BH	45	12.5	24.60
KQRF-08-10F-7/8JICBH	350	7/8 JIC BH	45	12.5	24.60
KQRF-08-10M-5/8ORFSBH	350	1 ORFS BH	45	12.5	24.60
KQRF-08-10M-7/8JICBH	350	7/8 JIC BH	45	12.5	24.60

Flat Face Caps & Plugs

Flat Face Caps & Plugs

ISO16028 A-Series High-Pressure Caps & Plugs



Part Number	Size	Type	Fits Gender	Material
KQRC-04C-FF	1/4	CAP	MALE	PVC
KQRC-04P-FF	1/4	PLUG	FEMALE	PVC
KQRC-06C-FF	3/8	CAP	MALE	PVC
KQRC-06P-FF	3/8	PLUG	FEMALE	PVC
KQRC-08C-FF	1/2	CAP	MALE	PVC
KQRC-08P-FF	1/2	PLUG	FEMALE	PVC
KQRC-10C-FF-AL	5/8	CAP	MALE	ALUMINIUM
KQRC-10P-FF-AL	5/8	PLUG	FEMALE	ALUMINIUM
KQRC-12C-FF	3/4	CAP	MALE	PVC
KQRC-12P-FF	3/4	PLUG	FEMALE	PVC
KQRC-16C-FF	1	CAP	MALE	PVC
KQRC-16P-FF	1	PLUG	FEMALE	PVC

Flat Face Colour Rings

Flat Face Colour Rings

Colour Rings

Ideal for colour coding couplers to match male to female.
Other sizes available on request.



Part Number	Description	Size	Colour
KQRCR-08F-BLUE		1/2	BLUE
KQRCR-08F-GREEN		1/2	GREEN
KQRCR-08F-GREY		1/2	GREY
KQRCR-08F-ORANGE		1/2	ORANGE
KQRCR-08F-RED		1/2	RED
KQRCR-08F-VIOLET		1/2	VIOLET
KQRCR-08F-WHITE		1/2	WHITE
KQRCR-08F-YELLOW		1/2	YELLOW
KQRCR-08M-BLUE		1/2	BLUE
KQRCR-08M-GREEN		1/2	GREEN
KQRCR-08M-GREY		1/2	GREY
KQRCR-08M-ORANGE		1/2	ORANGE
KQRCR-08M-RED		1/2	RED
KQRCR-08M-VIOLET		1/2	VIOLET
KQRCR-08M-WHITE		1/2	WHITE
KQRCR-08M-YELLOW		1/2	YELLOW
KQRCR-08M-TOOL		1/2	N/A

Screw Together

Screw Together

ISO14541 VD Poppet

Interchanges with DNP PVV3, Stucchi VD series, Faster CVV, Parker QHPA & Ryco R120.

EXAMPLE: KQRS Flat Face 08 ISO Body Size 10 Thread Dash Size M or F Male/Female



Part Number	Pressure Rating/ BAR	Female Thread	Rated Flow Rate L/M	ISO Coupler Body Size	Male Tip Diameter ϕ
KQRS-04F-VD	450	1/4 BSPP	12	6.3	
KQRS-04M-VD	450	1/4 BSPP	12	6.3	24.00
KQRS-06F-VD	400	3/8 BSPP	23	10.0	
KQRS-06M-VD	400	3/8 BSPP	23	10.0	28.00
KQRS-08F-VD	400	1/2 BSPP	45	12.5	
KQRS-08M-VD	400	1/2 BSPP	45	12.5	36.00
KQRS-12F-VD	300	3/4 BSPP	106	19.0	

Can't find what you're looking for?

1300 654 782

Screw Together

Screw Together

ISO14541 VD Poppet *Continued...*

Interchanges with DNP PVV3, Stucchi VD series, Faster CVV, Parker QHPA & Ryco R120.

EXAMPLE: KQRS 08 10 M or F
 Flat Face ISO Body Size Thread Dash Size Male/Female



Part Number	Pressure Rating/ BAR	Female Thread	Rated Flow Rate L/M	ISO Coupler Body Size	Male Tip Diameter ϕ
KQRS-12M-VD	300	3/4 BSPP	106	19.0	42.00
KQRS-16-12F-VD	300	3/4 BSPP	189	25.0	
KQRS-16-12M-VD	300	3/4 BSPP	189	25.0	48.00
KQRS-16F-VD	300	1 BSPP	189	25.0	
KQRS-16M-VD	300	1 BSPP	189	25.0	48.00

Screw Together

Faster VV Interchange

Interchanges with DNP-VDVI and Faster VV series.



Part Number	Pressure Rating/ BAR	Female Thread	Rated Flow Rate L/M	ISO Coupler Body Size	Male Tip Diameter ϕ
KQRS-06F-VV	300	3/8 BSPP	23	10.0	
KQRS-06M-VV	300	3/8 BSPP	23	10.0	19.0
KQRS-08F-VV	300	1/2 BSPP	45	12.5	
KQRS-08M-VV	300	1/2 BSPP	45	12.5	20.50
KQRS-12F-VV	250	3/4 BSPP	106	19.0	
KQRS-12M-VV	250	3/4 BSPP	106	19.0	27.90
KQRS-16F-VV	230	1 BSPP	189	25.0	
KQRS-16M-VV	230	1 BSPP	189	25.0	31.30

Screw Together Caps, Plugs & Seal Kits

Screw Together Caps, Plugs & Seal Kits

ISO14541 Caps, Plugs & Seal Kits



Part Number	Size	Type	Fits Gender	Material
KQRC-06C-VD	3/8	CAP	MALE	PVC
KQRC-06P-VD	3/8	PLUG	FEMALE	PVC
KQRC-08C-VD	1/2	CAP	MALE	PVC
KQRC-08C-VD-AL	1/2	CAP	MALE	ALUMINIUM
KQRC-08P-VD	1/2	PLUG	FEMALE	PVC
KQRC-08P-VD-AL	1/2	PLUG	FEMALE	ALUMINIUM
KQRC-12P-VD	3/4	PLUG	FEMALE	PVC
KQRC-12P-VD-AL	3/4	PLUG	FEMALE	ALUMINIUM

Continued on following page...

Screw Together Caps, Plugs & Seal Kits

Screw Together Caps, Plugs & Seal Kits

ISO14541 Caps, Plugs & Seal Kits *Continued...*



Part Number	Size	Type	Fits Gender	Material
KQRC-12C-VD	3/4	CAP	MALE	PVC
KQRC-12C-VD-AL	3/4	CAP	MALE	ALUMINIUM
KQRC-16C-VD	1	CAP	MALE	PVC
KQRC-16P-VD	1	PLUG	FEMALE	PVC
KQRS-16F-VD-SEALKIT	1	SEAL KIT	FEMALE	

Screw Together Caps, Plugs & Seal Kits

VV Caps & Plugs



Part Number	Size	Type	Fits Gender	Material
KQRC-08C-VV-AL	1/2	CAP	MALE	ALUMINIUM
KQRC-08P-VV-AL	1/2	PLUG	FEMALE	ALUMINIUM
KQRC-12C-VV-AL	3/4	CAP	MALE	ALUMINIUM
KQRC-12P-VV-AL	3/4	PLUG	FEMALE	ALUMINIUM
KQRC-16C-VV-AL	1	CAP	MALE	ALUMINIUM
KQRC-16P-VV-AL	1	PLUG	FEMALE	ALUMINIUM

Screw Together Flat Face

Screw Together Flat Face

VEP Interchange

Interchanges with DNP PVT4 (-20) and PST4, Stucchi VEP series, Aeroquip FD96.

EXAMPLE: KQRS Flat Face 08 ISO Body Size 10 Thread Dash Size M or F Male/Female Flat Face Coupler Type BSP Thread Type



NB: Exclusive profile for -20

Part Number	Pressure Rating/ BAR	Female Thread	Rated Flow Rate L/M	ISO Coupler Body Size	Male Tip Diameter ϕ
KQRS-08-08F-FF-BSP	350	1/2 BSPP	45	12.5	24.50
KQRS-08-08M-FF-BSP	350	1/2 BSPP	45	12.5	24.50
KQRS-10-12F-FF-BSP	350	3/4 BSPP	74	16.0	27.00
KQRS-10-12M-FF-BSP	350	3/4 BSPP	74	16.0	27.00
KQRS-12-16F-FF-BSP	350	1 BSPP	100	19.0	29.90
KQRS-12-16M-FF-BSP	350	1 BSPP	100	19.0	29.90
KQRS-16-16F-FF-BSP	350	1 BSPP	189	25.0	36.00
KQRS-16-16M-FF-BSP	350	1 BSPP	189	25.0	36.00
KQRS-16-20F-FF-BSP	350	1 1/4 BSPP	189	25.0	36.00

Continued on following page...

Can't find what you're looking for?

1300 654 782

299

Email: sales@taipan.com.au

Fax 07 5428 1311

Screw Together Flat Face

Screw Together Flat Face

VEP Interchange *Continued...*

Interchanges with DNP PVT4 (-20) and PST4, Stucchi VEP series, Aeroquip FD96.

EXAMPLE: KQRS 08 10 M or F Flat Face BSP
 Flat Face ISO Body Size Thread Dash Size Male/Female Coupler Type Thread Type


	Part Number	Pressure Rating/ BAR	Female Thread	Rated Flow Rate L/M	ISO Coupler Body Size	Male Tip Diameter ϕ
	KQRS-20-20F-FF-BSP	350	1 1/4 BSPP	288	315	44.00
KQRS-20-20M-FF-BSP	350	1 1/4 BSPP	288	315	44.00	
KQRS-24-24F-FF-BSP	300	1 1/2 BSPP	379	40.0	56.90	
KQRS-24-24M-FF-BSP	300	1 1/2 BSPP	379	40.0	56.90	

NB: Exclusive profile for -20

Screw Together Flat Face Caps & Plugs

Screw Together Flat Face
Caps & Plugs

VEP Interchange

	Part Number	Size	Type	Fits Gender	Material
	KQRC-08C-FFS-AL	1/2	CAP	MALE	ALUMINIUM
KQRC-08P-FFS-AL	1/2	PLUG	FEMALE	ALUMINIUM	
KQRC-10C-FFS-AL	5/8	CAP	MALE	ALUMINIUM	
KQRC-10P-FFS-AL	5/8	PLUG	FEMALE	ALUMINIUM	
KQRC-12C-FFS-AL	3/4	CAP	MALE	ALUMINIUM	
KQRC-12P-FFS-AL	3/4	PLUG	FEMALE	ALUMINIUM	
KQRC-16C-FFS-AL	1	CAP	MALE	ALUMINIUM	
KQRC-16P-FFS-AL	1	PLUG	FEMALE	ALUMINIUM	
KQRC-20C-FFS-AL	1 1/4	CAP	MALE	ALUMINIUM	
KQRC-20P-FFS-AL	1 1/4	PLUG	FEMALE	ALUMINIUM	

NB: Exclusive profile for -20

Continued on following page...

Jacking

Jacking

ISO14540 720 BAR

Designed for high pressure hydraulic applications such as jacking systems.



BALL



POPPET

Part Number	Pressure Rating/ BAR	Thread	Rated Flow Rate L/M	ISO Coupler Body Size	Male Tip Diameter ø
KQRJ-04F	720	1/4 NPTM	5	6.3	15.90
KQRJ-04M	720	1/4 NPTF	5	6.3	15.90
KQRJ-06F-NPTF	720	3/8 NPTF	9	10.0	19.00
KQRJ-06F-NPTM	720	3/8 NPTM	9	10.0	19.00
KQRJ-06M-NPTF	720	3/8 NPTF	9	10.0	19.00
KQRJP-06F-NPTF	720	3/8 NPTF	9	10.0	19.00
KQRJP-06M-NPTF	720	3/8 NPTF	9	10.0	19.00

Jacking

700 BAR Flat Face

Interchanges with DNP PLT7 and Stucchi HP.



Part Number	Pressure Rating/ BAR	Thread	Rated Flow Rate L/M	ISO Coupler Body Size	Male Tip Diameter ø
KQRJFF-04-06F-NPT	700	3/8 NPTF	12	6.3	16.60
KQRJFF-04-06M-NPT	700	3/8 NPTF	12	6.3	16.60

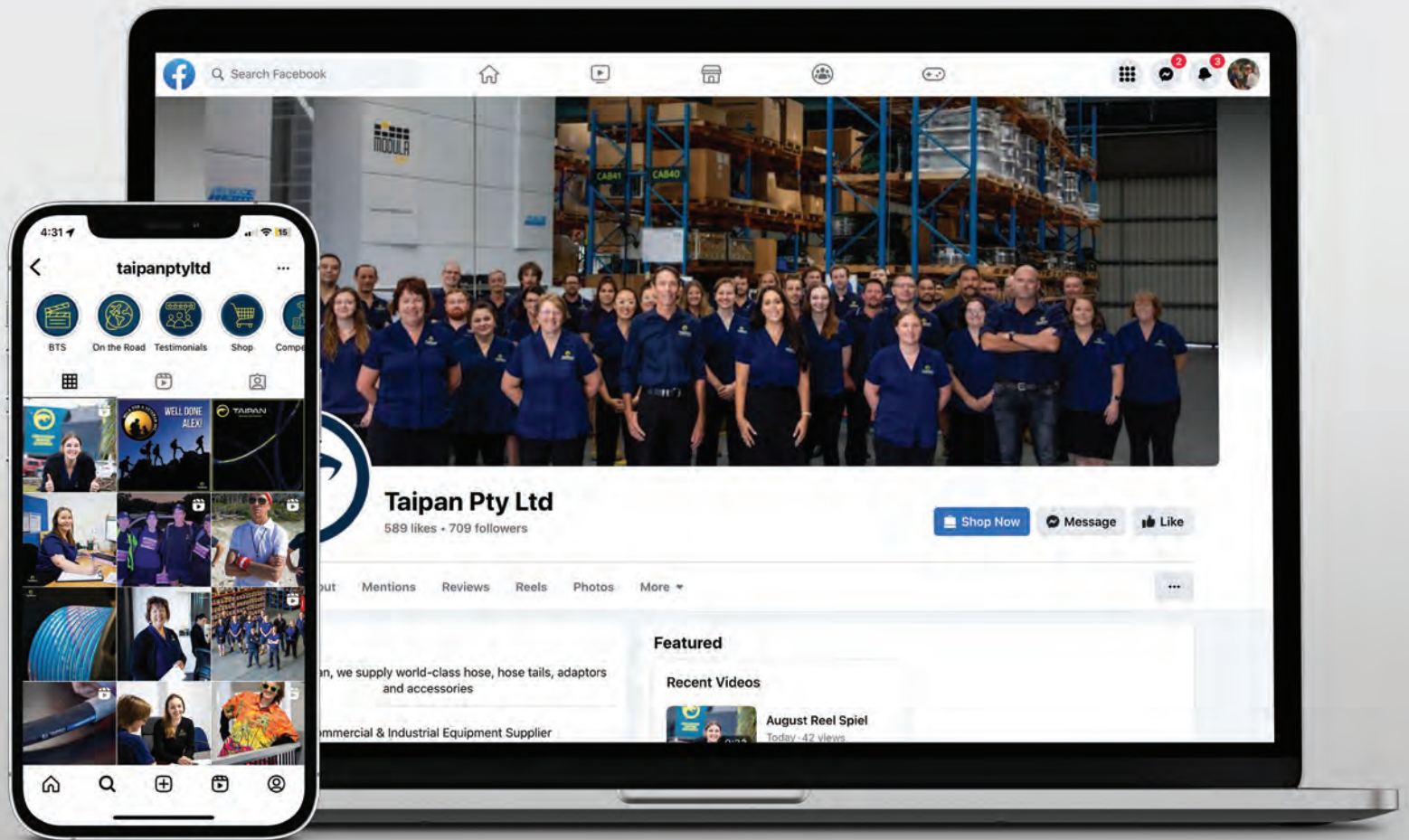
Jacking Caps & Plugs

Jacking Caps & Plugs

ISO14541 700 BAR Caps and Plugs



Part Number	Size	Type	Fits Gender	Material
KQRC-04C-J	1/4	CAP	MALE	STEEL
KQRC-04P-J	1/4	PLUG	FEMALE	STEEL
KQRC-06P/C-J	3/8	CAP + PLUG	UNI-SEX	PVC



SOCIALS

Ever wondered what happens behind the scenes?

Our socials are loaded with awesome content to make your day just that bit brighter!

From crazy Christmas videos to warehouse shenanigans and everything in between, we're always up to something cool in our branches that you'll be sure to want in on.

Plus, did we mention we give away prizes monthly? Who doesn't want something for nothing!

Want in? All you need to do is like us and we'll provide the free entertainment!

Head to:

f [taipanptyltd](#)

in [taipan-hose](#)

@ [taipanptyltd](#)














TAIPAN
Hydraulic Hose Systems


















SECTION 5 ACCESSORIES



Accessories


















Clamps	PVC Clamps	Cushion  PC Page 310	Double Cushion  PCD Page 311	Stainless Steel Hose Clamp
	Ultra Heavy Duty  SC-W2 Page 311	Ribbed	Single Ribbed  SINGLE Page 312	
Smooth Bore	Single UV Resistant Smooth Bore  SINGLE SB Page 314	Double UV Resistant Smooth Bore  DOUBLE SB Page 315	Clamp Accessories	Stacking Bolt
	To Suit Single Clamp  SB-G Page 316	To Suit Double Clamp  SB-D Page 316		
Hose Protection	Hose Sleeve	Scuff Cover  SCMSHA Page 317	Safe Sleeve  SSMSHA Page 318	Fast Wrap  FASTWRAP Page 318

Accessories

<p>Fire Sleeve</p>  <p>FS Page 319</p>	<p>Fire Sleeve Tape</p>  <p>FS-TAPE Page 319</p>	<p>Spring Guard</p>  <p>TSG Page 319</p>	<p>Spiral Guard</p>  <p>RSSG Page 320</p>	<p>Crimp Rings For Hose Sleeve</p>  <p>FCC Page 320</p>
<p>Ties</p>	<p>Bundle Straps</p>  <p>TBS Page 321</p>	<p>Nylon Zipties</p>  <p>ZIPTIE Page 321</p>	<p>Stainless Steel Zipties</p>  <p>ZIPTIE (SS) Page 321</p>	<p>MORE PRODUCTS COMING SOON</p>
	<p>Bend Restrictors</p>  <p>VBR Page 322</p>	<p>Plastic Caps</p>	<p>BSP Plastic Caps</p>  <p>BC Page 322</p>	<p>JIC Plastic Caps</p>  <p>JC Page 322</p>
<p>Code 61 Plastic Caps</p>  <p>F61PC Page 323</p>	<p>Code 62 Plastic Caps</p>  <p>F62PC Page 323</p>		<p>Heat Shrink Caps</p>  <p>CSC-P Page 323</p>	<p>Plastic Plugs</p>
<p>JIC Plastic Plugs</p>  <p>JP Page 324</p>	<p>ORFS Plastic Plugs</p>  <p>JP - ORFS Page 324</p>	<p>Seals / O'Rings / Retaining Rings</p>	<p>BSPP</p>  <p>BO Page 325</p>	















Accessories

ACCESSORIES

<p>BSPP ED</p>  <p>OR-ED Page 326</p>	<p>ORFS Male D90</p>  <p>ORORFS Page 326</p>	<p>SAE Flange D90</p>  <p>ORFL Page 326</p>	<p>Cat Flange D90</p>  <p>ORFL-CAT Page 327</p>	<p>UNO D90</p>  <p>ORUNO Page 327</p>
<p>Metric DIN</p>  <p>ORM Page 327</p>	<p>BSP Self-Centering Seal</p>  <p>QD Page 328</p>	<p>Metric Self-Centering Seal</p>  <p>QDM Page 328</p>	<p>Dowty Washer and O'Ring Kits</p>	<p>BSP & Metric Kit</p>  <p>QD KIT Page 329</p>
<p>O'Ring Kits</p>  <p>ORK Page 329</p>	<p>High Pressure Ball Valves</p>	<p>Straight HPBV</p>	<p>Straight</p>  <p>HPBV Page 329</p>	<p>MORE PRODUCTS COMING SOON</p>
<p>Three Way HPBV</p>	<p>L Port</p>  <p>HPBV3-L Page 330</p>	<p>T Port</p>  <p>HPBV3-T Page 330</p>	<p>HPBV Accessories</p>	<p>Handle</p>  <p>HPBV HANDLES Page 330</p>
<p>Taimi Live Swivels</p>	<p>Straight Swivels</p>	<p>BSPP Male/Female</p>  <p>SZ-PM-PF Page 331</p>	<p>BSPP Male/Male</p>  <p>SZ-PM-PM Page 331</p>	<p>JIC Male/Female</p>  <p>SZ-JM-JF Page 331</p>



Accessories

<p>JIC Male/Male</p>  <p>SZ-JM-JM Page 331</p>	<p>ORFS Male/Female</p>  <p>SZ-SM-SF Page 331</p>	<p>ORFS Male/Male</p>  <p>SZ-SM-SM Page 332</p>	<p>90 Degree Swivels</p>	<p>ORFS M x UNO F/M</p>  <p>SZ90-SM-BF Page 332</p>
<p>BSP M x UNO F/M</p>  <p>SZ90-PM-BF Page 332</p>	<p>Taimi Swivel Seal Kits</p>	<p>Seal Kit</p>  <p>SZ-001SK-A Page 332</p>	<p>MORE PRODUCTS COMING SOON</p>	<p>MORE PRODUCTS COMING SOON</p>
<p>Test</p>	<p>Test Kits</p>	<p>Analogue</p>  <p>TEST KIT ANALOGUE Page 333</p>	<p>Digital</p>  <p>TEST KIT DIGITAL Page 333</p>	<p>MORE PRODUCTS COMING SOON</p>
<p>DN2 Test Hose</p>	<p>DN2 - Test</p>  <p>TEST DN2 63 MPA Page 333</p>	<p>DN2 Hose Tails</p>	<p>Straights</p>	<p>DN2-BSP</p>  <p>TG Page 333</p>
<p>DN2-Test 20</p>  <p>TM16 Page 333</p>	<p>DN2-JIC</p>  <p>TJF Page 334</p>	<p>DN2-Metric</p>  <p>TM Page 334</p>	<p>DN2-Crimp Ferrule</p>  <p>TDN2SHELL Page 334</p>	<p>MORE PRODUCTS COMING SOON</p>

Accessories

90 Degree



DN2-BSP

TG | Page 333



DN2-Test 20

TM16 | Page 333

DN2 Test Hose Accessories



DN2-Plugs and Caps

TC | Page 334

Gauges

Analogue Pressure Gauges



PG | Page 335

Digital Pressure Gauges



PG-DG | Page 336

Gauge Accessories

Protective Boot



DIGIBOOT | Page 336

Gauge Bracket



Pressure Gauge Bracket DN63
Page 336

Gauge Adaptor



QAAE-G | Page 336

Diagnostic Test Points



Interchange 620 BAR

KQTPE/D/P | Page 337

Interchange 420 BAR



KQFFTP-F/M | Page 337

Test Tees



BSPP F x BSPP M x UNO F

QTEADPFS | Page 338



JIC F S/W x JIC M x UNO F

QTEKLPFS | Page 338



ORFS F x ORFS M x UNO F

QTEVWPFS | Page 338

MORE PRODUCTS
COMING SOON

MORE PRODUCTS
COMING SOON

MORE PRODUCTS
COMING SOON

MORE PRODUCTS
COMING SOON

MORE PRODUCTS
COMING SOON

MORE PRODUCTS
COMING SOON





NO WORRIES WARRANTY

We're serious about our goal of zero product failures.

At Taipan, we offer an utterly reliable product warranty. In the unlikely event that you encounter a problem, we will work with you to resolve issues efficiently and help you support your customers. Once the dust settles, we will work with you to get to the bottom of the problem.

Warranty claims are few and far between at Taipan.

If we do get one, we will never challenge its legitimacy.

But we do ask customers to cooperate with us in investigating what may have caused the problem. Working together, we can identify what went wrong, this supports our ongoing quality control and continuous improvement program. Thank-you!

If you have questions about our outstanding product reliability or our No Worries Warranty, give us a call.

1300 654 782 or sales@taipan.com.au



TAIPAN
Hydraulic Hose Systems

Clamps

PVC



Heavy Duty PVC Clamp -
Australian made to AS1977
TYPE 3/105T. Stainless -
made to order.

PVC


Single Cushion

Part Number	Tube Size	Band Width	Hole Size
PC6-1610	6MM	16MM	10MM
PC10-1910	10MM	19MM	10MM
PC12-1910	12MM	19MM	10MM
PC13-1910	13MM	19MM	10MM
PC14-1910	14MM	19MM	10MM
PC15-1910	15MM	19MM	10MM
PC16-1910	16MM	19MM	10MM
PC18-1910	18MM	19MM	10MM
PC22-2513	22MM	25MM	13MM
PC23-2513	23MM	25MM	13MM
PC25-2513	25MM	25MM	13MM
PC28-2513	28MM	25MM	13MM
PC29-2513	29MM	25MM	13MM
PC30-2513	30MM	25MM	13MM
PC32-2513	32MM	25MM	13MM
PC35-2513	35MM	25MM	13MM
PC36-2513	36MM	25MM	13MM
PC38-2513	38MM	25MM	13MM
PC40-2513	40MM	25MM	13MM
PC45-2513	45MM	25MM	13MM
PC46-2513	46MM	25MM	13MM
PC51-2513	51MM	25MM	13MM
PC60-2513	60MM	25MM	13MM
PC67-2513	67MM	25MM	13MM
PC70-2513	70MM	25MM	13MM
PC90-2513	90MM	25MM	13MM




Clamps

PVC

PVC	Double Cushion			
	Part Number	Tube Size	Band Width	Hole Size
	PCD20-2513	20 x 2MM	25MM	13MM
	PCD28-2513	28 x 2MM	25MM	13MM
	PCD29-2513	29 x 2MM	25MM	13MM
	PCD38-2513	38 x 2MM	25MM	13MM
	PCD42-2513	42 x 2MM	25MM	13MM

Heavy Duty PVC Double Cushion Clamp - Australian made to AS1977 TYPE 3/105T.
Stainless - made to order.

Stainless Steel Hose Clamps

SS Hose Clamps	Ultra Heavy Duty (Mikalor brand)	
	Part Number	Description
	SC17-19W2	
	SC19-21W2	
	SC21-23W2	
	SC23-25W2	
	SC25-27W2	
	SC27-29W2	
	SC29-31W2	SUITS 100R4-12
	SC31-34W2	
	SC34-37W2	
	SC37-40W2	SUITS 100R4-16
	SC40-43W2	
	SC43-47W2	SUITS 100R4-20
	SC47-51W2	
	SC51-55W2	SUITS 100R4-24
	SC55-59W2	
	SC59-63W2	
	SC63-68W2	SUITS 100R4-32
	SC68-73W2	
	SC73-79W2	SUITS 100R4-40
SC79-85W2		
SC85-91W2	SUITS 100R4-48	
SC91-97W2		

W2 - Stainless band with mild steel bolt.

Continued on following page...

Can't find what you're looking for?

1300 654 782

Clamps

Stainless Steel Hose Clamps

SS Hose Clamps

Ultra Heavy Duty (Mikalor brand) *Continued...*



W2 - Stainless band with mild steel bolt.

Part Number	Description
SC97-104W2	
SC104-112W2	
SC112-121W2	
SC121-130W2	
SC130-140W2	
SC174-187W2	

Ribbed - Polypropylene

Ribbed - Polypropylene

Single



Green ribbed Polypropylene insert.

Part Number	Description	Group
6.4MM SINGLE		1
8MM SINGLE		1
9.5MM SINGLE		1
12MM SINGLE		1
12.7MM SINGLE	SUITS 1/4 ONE WIRE	2
14MM SINGLE	SUITS 1/4 TWO WIRE	2
15MM SINGLE		2
16MM SINGLE		2
18MM SINGLE	SUITS 3/8 ONE WIRE	2
19MM SINGLE	SUITS 3/8 TWO WIRE	3
20MM SINGLE	SUITS 1/2 ONE WIRE	3
22MM SINGLE	SUITS 1/2 TWO WIRE	3
25MM SINGLE		3
25.4MM SINGLE	SUITS 5/8 TWO WIRE	3
26.9MM SINGLE	SUITS 3/4 ONE WIRE	4
28MM SINGLE		4
30MM SINGLE	SUITS 3/4 TWO WIRE	4
32MM SINGLE		5
35MM SINGLE		5
38MM SINGLE	SUITS 1 TWO WIRE	5
42MM SINGLE		5
44.5MM SINGLE		6

Continued on following page..



Clamps

Ribbed - Polypropylene

Ribbed - Polypropylene

Single *Continued...*



Green ribbed
Polypropylene insert.

Part Number	Description	Group
50.8MM SINGLE		6
60.3MM SINGLE		7

Ribbed - Polypropylene

Double



Green ribbed
Polypropylene insert.

Part Number	Description	Group
6.4MM DOUBLE		1
8MM DOUBLE		1
9.5MM DOUBLE		1
12.7MM DOUBLE	SUITS 1/4 ONE WIRE	2
14MM DOUBLE	SUITS 1/4 TWO WIRE	2
15MM DOUBLE		2
16MM DOUBLE		2
18MM DOUBLE	SUITS 3/8 ONE WIRE	2
19MM DOUBLE	SUITS 3/8 TWO WIRE	3
20MM DOUBLE	SUITS 1/2 ONE WIRE	3
22MM DOUBLE	SUITS 1/2 TWO WIRE	3
25MM DOUBLE		3
25.4MM DOUBLE	SUITS 5/8 TWO WIRE	3
28MM DOUBLE		4
30MM DOUBLE	SUITS 3/4 TWO WIRE	4
32MM DOUBLE		5
38MM DOUBLE	SUITS 1 TWO WIRE	5
42MM DOUBLE		5

Clamps

Ribbed Bore - Polyamide

Ribbed - Polyamide



Black UV resistant Polyamide insert.

Heavy Duty Single

Part Number	Description	Group
25.4MM HD SINGLE	SUITS 5/8 TWO WIRE	2
26.9MM HD SINGLE	SUITS 3/4 ONE WIRE	2
32MM HD SINGLE		3
33.7MM HD SINGLE		3
38MM HD SINGLE	SUITS 1 TWO WIRE	3
42MM HD SINGLE		4
44.5MM HD SINGLE		4
48.3MM HD SINGLE		4
50.8MM HD SINGLE		4
57MM HD SINGLE		4
60.3MM HD SINGLE		4
70MM HD SINGLE		4

Smooth Bore - Polyamide

Smooth Bore - Polyamide



Black UV resistant Polyamide insert.

Single

Part Number	Description	Group
6.4MM SINGLE SB BLK		1
8MM SINGLE SB BLK		1
9.5MM SINGLE SB BLK		1
12.7MM SINGLE SB BLK	SUITS 1/4 ONE WIRE	2
14MM SINGLE SB BLK	SUITS 1/4 TWO WIRE	2
15MM SINGLE SB BLK		2
16MM SINGLE SB BLK		2
18MM SINGLE SB BLK	SUITS 3/8 ONE WIRE	2
19MM SINGLE SB BLK	SUITS 3/8 TWO WIRE	3
20MM SINGLE SB BLK	SUITS 1/2 ONE WIRE	3
22MM SINGLE SB BLK	SUITS 1/2 TWO WIRE	3
25.4MM SINGLE SB BLK	SUITS 5/8 TWO WIRE	3
28MM SINGLE SB BLK		4
30MM SINGLE SB BLK	SUITS 3/4 TWO WIRE	4
32MM SINGLE SB BLK		5
35MM SINGLE SB BLK		5

Continued on following page..



Clamps

Smooth Bore - Polyamide

Smooth Bore - Polyamide

Single *Continued...*



Black UV resistant Polyamide insert.

Part Number	Description	Group
38MM SINGLE SB BLK	SUITS 1 TWO WIRE	5
42MM SINGLE SB BLK		5
50.8MM SINGLE SB BLK		6

Smooth Bore - Polyamide

Double

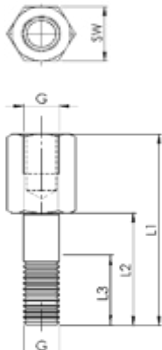


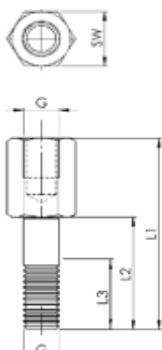
Black UV resistant Polyamide insert.

Part Number	Description	Group
6.4MM DOUBLE SBBLK		1
8MM DOUBLE SBBLK		1
9.5MM DOUBLE SBBLK		1
12.7MM DOUBLE SBBLK	SUITS 1/4 ONE WIRE	2
14MM DOUBLE SBBLK	SUITS 1/4 TWO WIRE	2
15MM DOUBLE SBBLK		2
16MM DOUBLE SBBLK		2
18MM DOUBLE SBBLK	SUITS 3/8 ONE WIRE	2
19MM DOUBLE SBBLK	SUITS 3/8 TWO WIRE	3
20MM DOUBLE SBBLK	SUITS 1/2 ONE WIRE	3
22MM DOUBLE SBBLK	SUITS 1/2 TWO WIRE	3
25.4MM DOUBLE SBBLK	SUITS 5/8 TWO WIRE	3
28MM DOUBLE SBBLK		4
30MM DOUBLE SBBLK	SUITS 3/4 TWO WIRE	4
32MM DOUBLE SBBLK		5
38MM DOUBLE SBBLK		5

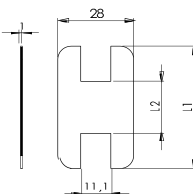
Clamp Accessories

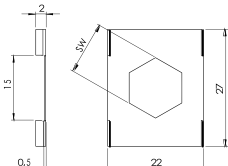
Stacking Bolt

Stacking Bolt	Single							
	Part Number	Group	Clamp Size (MM)	L1	L2	L3 min.	SW	G (Thread)
	SB-G1	1	6.4, 8, 9.5, 12	34	20	12	11	M6
	SB-G2	2	12.7, 14, 15, 16, 18	39	25	12	11	M6
	SB-G3	3	19, 20, 22, 25, 25.4	44	30	12	11	M6
	SB-G4	4	26.9, 28, 30	48	35	12	11	M6
SB-G5	5	32, 35, 38, 42	64	50	12	11	M6	

Stacking Bolt	Double							
	Part Number	Group	Clamp Size (MM)	L1	L2	L3 min.	SW	G (Thread)
	SB-G1	1	6.4, 8, 9.5, 12	34	20	12	11	M6
	SB-DI2	2	12.7, 14, 15, 16, 18	34	20	12	12	M8
	SB-DI3	3	19, 20, 22, 25, 25.4	44	29	12	12	M8
	SB-DI4	4	28, 30	49	34	12	12	M8
SB-DI5	5	32, 38, 42	61	46	12	12	M8	

Stacking Plates

Stacking Plates	Stacking Plate Single				
	Part Number	Group	Clamp Size (MM)	L1	L2
	SP-G1	1	6.4, 8, 9.5, 12	34	7
	SP-G2	2	12.7, 14, 15, 16, 18	40	13
	SP-G3	3	19, 20, 22, 25, 25.4	48	20
	SP-G4	4	28, 30	57	27
SP-G5	5	32, 35, 38, 42	69	39	

Stacking Plates	Stacking Plate Double			
	Part Number	Group	Clamp Size (MM)	SW (MM)
	SP-D1	1	6.4, 8, 9.5	11.1
SP-DI2/5	2-5	12.7, 14, 15, 16, 18, 19, 20, 22, 25, 25.4, 28, 30, 32, 38, 40	12.1	



Hose Protection

Hose Sleeve

Hose Sleeve

Scuff Cover

MSHA approved, RoHS, ISO6945.
Textile sleeve consists of nylon multifilament, with particularly smooth inner wall.
It reduces frictional resistance problems and the tight woven construction helps disperse the fluid in a ruptured hose.
Operating temperature -50°C to 150°C, melting point 240°C.
Material - Nylon.



Part Number	Description	Roll Size (M)
SCMSHA-ID17	SCUFF COVER MSHA 17MM I.D (30MM FLAT) -50 TO 150 DEG	50M
SCMSHA-ID20	SCUFF COVER MSHA 17MM I.D (36MM FLAT) -50 TO 150 DEG	50M
SCMSHA-ID23	SCUFF COVER MSHA 23MM I.D (40MM FLAT) -50 TO 150 DEG	50M
SCMSHA-ID25	SCUFF COVER MSHA 27MM I.D (43MM FLAT) -50 TO 150 DEG	50M
SCMSHA-ID27	SCUFF COVER MSHA 27MM I.D (45MM FLAT) -50 TO 150 DEG	50M
SCMSHA-ID30	SCUFF COVER MSHA 30MM I.D (52MM FLAT) -50 TO 150 DEG	50M
SCMSHA-ID33	SCUFF COVER MSHA 33MM I.D (55MM FLAT) -50 TO 150 DEG	50M
SCMSHA-ID36	SCUFF COVER MSHA 36MM I.D (60MM FLAT) -50 TO 150 DEG	50M
SCMSHA-ID40	SCUFF COVER MSHA 40MM I.D (66MM FLAT) -50 TO 150 DEG	50M
SCMSHA-ID44	SCUFF COVER MSHA 44MM I.D (74MM FLAT) -50 TO 150 DEG	50M
SCMSHA-ID47	SCUFF COVER MSHA 47MM I.D (77MM FLAT) -50 TO 150 DEG	50M
SCMSHA-ID53	SCUFF COVER MSHA 53MM I.D (86MM FLAT) -50 TO 150 DEG	50M
SCMSHA-ID55	SCUFF COVER MSHA 55MM I.D (90MM FLAT) -50 TO 150 DEG	50M
SCMSHA-ID60	SCUFF COVER MSHA 60MM I.D (98MM FLAT) -50 TO 150 DEG	50M
SCMSHA-ID66	SCUFF COVER MSHA 66MM I.D (106MM FLAT) -50 TO 150 DEG	50M
SCMSHA-ID73	SCUFF COVER MSHA 73MM I.D (118MM FLAT) -50 TO 150 DEG	50M
SCMSHA-ID78	SCUFF COVER MSHA 78MM I.D (126MM FLAT) -50 TO 150 DEG	50M
SCMSHA-ID85	SCUFF COVER MSHA 85MM I.D (136MM FLAT) -50 TO 150 DEG	50M
SCMSHA-ID94	SCUFF COVER MSHA 94MM I.D (150MM FLAT) -50 TO 150 DEG	50M
SCMSHA-ID112	SCUFF COVER MSHA 112MM I.D (178MM FLAT) -50 TO 150 DEG	50M

Hose Protection

Hose Sleeve

Hose Sleeve

Safe Sleeve

MSHA approved. Meets the requirements of ISO 3457, EN4413 and EN1299.
Recommended for use to protect personnel near by from hose burst (pin hole tested).
Recommended temperature range -40°C to 120°C - UV resistant.
Material - Polyester.



Part Number	Description	Roll Size (M)
SSMSHA-ID17	SAFE SLEEVE MSHA 17MM I.D (27MM FLAT) -40 TO 120 DEG	50M
SSMSHA-ID23	SAFE SLEEVE MSHA 23MM I.D (36MM FLAT) -40 TO 120 DEG	50M
SSMSHA-ID27	SAFE SLEEVE MSHA 27MM I.D (42MM FLAT) -40 TO 120 DEG	50M
SSMSHA-ID30	SAFE SLEEVE MSHA 30MM I.D (50MM FLAT) -40 TO 120 DEG	50M
SSMSHA-ID39	SAFE SLEEVE MSHA 39MM I.D (62MM FLAT) -40 TO 120 DEG	50M
SSMSHA-ID46	SAFE SLEEVE MSHA 46MM I.D (73MM FLAT) -40 TO 120 DEG	50M
SSMSHA-ID55	SAFE SLEEVE MSHA 55MM I.D (87MM FLAT) -40 TO 120 DEG	50M
SSMSHA-ID62	SAFE SLEEVE MSHA 62MM I.D (98MM FLAT) -40 TO 120 DEG	50M
SSMSHA-ID78	SAFE SLEEVE MSHA 78MM I.D (123MM FLAT) -40 TO 120 DEG	50M
SSMSHA-ID109	SAFE SLEEVE MSHA 109MM I.D (172MM FLAT) -40 TO 120 DEG	50M
SSMSHA-ID125	SAFE SLEEVE MSHA 125MM I.D (197MM FLAT) -40 TO 120 DEG	50M

Hose Sleeve

Fast Wrap

Taipan Fastwrap sleeve is made from 100% PA6 textile sleeve with PU coating and hook and loop fasteners.
Comes in 25M rolls. Hook and loop design provides a quick and easy solution for bundling hose groups together. It can be used to protect cylinder rods from damage or contamination prolonging seal life. It can also be used for many other applications. Sleeve can be cut using standard scissors. A heat gun is useful for sealing the cut edge. **NOTE: Sold in full roll lengths only.**



Part Number	Description	Roll Size (M)
FASTWRAP-25	FASTWRAP SLEEVE 25MM I.D	25M
FASTWRAP-50	FASTWRAP SLEEVE 50MM I.D	25M
FASTWRAP-75	FASTWRAP SLEEVE 75MM I.D	25M
FASTWRAP-100	FASTWRAP SLEEVE 100MM I.D	25M
FASTWRAP-125	FASTWRAP SLEEVE 125MM I.D	25M
FASTWRAP-150	FASTWRAP SLEEVE 150MM I.D	25M
FASTWRAP-175	FASTWRAP SLEEVE 175MM I.D	25M
FASTWRAP-200	FASTWRAP SLEEVE 200MM I.D	25M



Hose Protection

Hose Sleeve

Hose Sleeve

Fire Sleeve

Taipan fire sleeve is the perfect choice for protecting industrial hydraulic hoses, pneumatic lines, fuel and oil hoses, brake hoses, wires and cables from exposure to high temperature heat or flames. Constructed from fibreglass yarn with a high grade silicone rubber coating.

Working temperature: 260°C (continuous), peak temperature 1650°C.



Part Number	Description	Roll Size (M)
FS-15MM	FIRE SLEEVE RED SILICON 15MM I.D	20M
FS-20MM	FIRE SLEEVE RED SILICON 20MM I.D	20M
FS-28MM	FIRE SLEEVE RED SILICON 28MM I.D	20M
FS-35MM	FIRE SLEEVE RED SILICON 35MM I.D	20M
FS-50MM	FIRE SLEEVE RED SILICON 50MM I.D	20M

Hose Sleeve

Fire Sleeve Tape



Silicone self-fusing tape for finishing ends of fire sleeve on hose.

Part Number	Description	Roll Size (M)
FS-TAPE-25MM	FIRE SLEEVE TAPE 0.5 X 25MM X 10M RED	10M

Hose Sleeve

Spring Guard



Only sold by the roll

Part Number	I.D. (MM)	Pitch (MM)	Wire Size (MM)	Roll Size (M)
TSG-17	17	3.0	1.8	10M
TSG-22	22	4.0	1.8	10M
TSG-25	25	4.0	1.8	10M
TSG-32	32	6.0	2.0	10M
TSG-36	36	6.0	2.0	10M
TSG-41	41	8.0	2.5	5M
TSG-44	44	8.0	2.5	5M
TSG-51	51	8.0	3.0	5M
TSG-54	54	10.0	3.0	5M
TSG-59	59	10.0	3.0	5M
TSG-62	62	12.0	3.0	5M

Hose Protection

Hose Sleeve

Hose Sleeve

Spiral Guard

General purpose flat spiral guard - made from High Density Polyethylene (HDPE).
Suitable for use -40°C to 80°C.
Oil resistant and UV resistant - Black.
Other colours and FRAS rated available on request.



Part Number	I.D. (MM)	O.D. (MM)	Roll Size (M)
R10SSG	7.0	9.0	50
R12SSG	9.5	12.5	50
R16SSG	12.5	16.0	20
R16SSG-YELLOW	12.5	16.0	50
R20SSG	16.0	20.0	20
R20SSG-YELLOW	16.0	20.0	50
R25SSG	21.0	25.0	20
R25SSG-YELLOW	21.0	25.0	50
R32SSG	27.0	32.0	20
R32SSG-YELLOW	27.0	32.0	50
R40SSG	34.0	40.0	20
R40SSG-YELLOW	34.0	40.0	50
R50SSG	44.0	50.0	20
R50SSG-YELLOW	44.0	50.0	50
R63SSG	55.0	63.0	20
R75SSG	66.0	75.0	20
R90SSG	79.0	90.0	20
R110SSG	99.0	110.0	12
R110SSG-YELLOW	99.0	110.0	12
R125SSG	114.0	125.0	12

Hose Sleeve

FCC Crimp Rings



For attaching SCMSHA & SSMSHA. Material - Mild steel Cr3 plated.

Part Number	I.D. (MM)
FCC04	25MM
FCC06/08	32MM
FCC10/12	38MM
FCC16	48MM
FCC20	59MM
FCC24	65MM
FCC32	82MM

Hose Protection

Ties

Ties / Restraints

Bundle Straps

Bundling strap is made from 25MM width of polypropylene textile sleeve with a steel buckle. It can hold up to 2450N (200KG) weight. This product is widely used to bundle hydraulic hose or other cables. It can be quickly and easily assembled and dismantled. It can also be reused more than once.



Part Number	Strap Length
TBS600	600MM
TBS800	800MM
TBS1000	1000MM
TBS1500	1500MM
TBS5000	5000MM

Ties / Restraints

Nylon Zipties



Part Number	Description	Unit
ZIPTIE 100 X 2.5 X 100	ZIPTIE 100 X 2.5	BAG OF 100
ZIPTIE 100 X 3.6 X 100	ZIPTIE 100 X 3.6	BAG OF 100
ZIPTIE 200 X 2.5 X 100	ZIPTIE 200 X 2.5	BAG OF 100
ZIPTIE 200 X 4.8 X 100	ZIPTIE 200 X 4.8	BAG OF 100
ZIPTIE 280 X 4.8 X 100	ZIPTIE 280 X 4.8	BAG OF 100
ZIPTIE 300 X 4.8 X 100	ZIPTIE 300 X 4.8	BAG OF 100
ZIPTIE 200 X 7.2 X 100	ZIPTIE 200 X 7.2	BAG OF 100
ZIPTIE 370 X 7.2 X 100	ZIPTIE 370 X 7.2	BAG OF 100
ZIPTIE 450 X 7.2 X 100	ZIPTIE 450 X 7.2	BAG OF 100
ZIPTIE 550 X 7.2 X 100	ZIPTIE 550 X 7.2	BAG OF 100
ZIPTIE 550 X 9 X 100	ZIPTIE 550 X 9	BAG OF 100
ZIPTIE 750 X 9 X 100	ZIPTIE 750 X 9	BAG OF 100
ZIPTIE 1000 X 9 X 100	ZIPTIE 1000 X 9	BAG OF 100
ZIPTIE 900 X 12 X 100	ZIPTIE 900 X 12	BAG OF 100

Ties / Restraints

Stainless Steel (316) Zipties



Part Number	Description	Unit
ZIPTIE-SS 200 X 4.6 X 100	ZIPTIE-SS 200 X 4.6	BAG OF 100
ZIPTIE-SS 350 X 4.6 X 100	ZIPTIE-SS 350 X 4.6	BAG OF 100
ZIPTIE-SS 300 X 8 X 100	ZIPTIE-SS 300 X 8	BAG OF 100
ZIPTIE-SS 400 X 8 X 100	ZIPTIE-SS 400 X 8	BAG OF 100

Can't find what you're looking for?

1300 654 782

321

Email: sales@taipan.com.au
Fax 07 5428 1311

Hose Protection

Bend Restrictors

Bend Restrictors

Vinyl Bend Restrictors

Made from high quality PVC.

Temperature rating -40°C to 90°C.

Widely used for pressure wash and jacking hose assemblies to reduce the bending stress near the hose coupling. This added protection prevents damage to the hose and ultimately extends the life cycle of the hose.



Part Number	Length	Min Hose O.D (MM)	Max Hose O.D (MM)
VBR-0095	134.6MM	9.5	14.6
VBR-0150	140MM	15.0	17.5
VBR-0175	152.4MM	17.5	19.0
VBR-0190	177.8MM	19.0	21.0

Plastic Caps

Plastic Caps

BSP Plastic Caps



Part Number	Description
BC-04	BSP PLASTIC CAP 1/4 BSP
BC-06	BSP PLASTIC CAP 3/8 BSP
BC-08	BSP PLASTIC CAP 1/2 BSP
BC-12	BSP PLASTIC CAP 3/4 BSP
BC-16	BSP PLASTIC CAP 1 BSP
BC-20	BSP PLASTIC CAP 1 1/4 BSP
BC-24	BSP PLASTIC CAP 1 1/2 BSP
BC-32	BSP PLASTIC CAP 2 BSP

Plastic Caps

JIC



Part Number	Description
JC-07	PLASTIC CAP 7/16 JIC
JC-09	PLASTIC CAP 9/16 JIC
JC-12	PLASTIC CAP 3/4 JIC
JC-14	PLASTIC CAP 7/8 JIC
JC-17	PLASTIC CAP 1 1/16 JIC
JC-21	PLASTIC CAP 1 5/16 JIC
JC-26	PLASTIC CAP 1 5/8 JIC
JC-30	PLASTIC CAP 1 7/8 JIC



Hose Protection

Plastic Caps

Plastic Caps

Code 61



Part Number	Description
F61PC-12	PLASTIC CAP CODE 61 X 3/4
F61PC-16	PLASTIC CAP CODE 61 X 1
F61PC-20	PLASTIC CAP CODE 61 X 1 1/4

Plastic Caps

Code 62



Part Number	Description
F62PC-12	PLASTIC CAP CODE 62 X 3/4
F62PC-16	PLASTIC CAP CODE 62 X 1
F62PC-20	PLASTIC CAP CODE 62 X 1 1/4

Plastic Caps

Heat Shrink Caps



Part Number	Description
CSC-2030P	CLEAN SEAL CAPSULES FITS 12 TO 18MM HEX
CSC-2224P	CLEAN SEAL CAPSULES FITS 16 TO 21MM HEX
CSC-2527P	CLEAN SEAL CAPSULES FITS 18 TO 23MM HEX
CSC-3133P	CLEAN SEAL CAPSULES FITS 24 TO 29MM HEX
CSC-3840P	CLEAN SEAL CAPSULES FITS 30 TO 36MM HEX
CSC-4345P	CLEAN SEAL CAPSULES FITS 32 TO 41MM HEX
CSC-5260P	CLEAN SEAL CAPSULES FITS 41 TO 50MM HEX
CSC-5860P	CLEAN SEAL CAPSULES FITS 49 TO 56MM HEX
CSC-6760P	CLEAN SEAL CAPSULES FITS 55 TO 65MM HEX
CSC-8060P	CLEAN SEAL CAPSULES FITS 64 TO 78MM HEX

Plastic Plugs

Plastic Plugs

BSP



Part Number	Description
BP-04	PLASTIC PLUG BSP 1/4
BP-06	PLASTIC PLUG BSP 3/8
BP-08	PLASTIC PLUG BSP 1/2
BP-12	PLASTIC PLUG BSP 3/4
BP-16	PLASTIC PLUG BSP 1

Hose Protection

Plastic Plugs



Plastic Plugs

JIC

Part Number	Description
JP-07	PLASTIC PLUG 7/16 JICM
JP-09	PLASTIC PLUG 9/16 JICM
JP-12	PLASTIC PLUG 3/4 JICM
JP-14	PLASTIC PLUG 7/8 JICM
JP-17	PLASTIC PLUG 1 1/16 JICM
JP-21	PLASTIC PLUG 1 5/16 JICM
JP-26	PLASTIC PLUG 1 5/8 JICM
JP-30	PLASTIC PLUG 1 7/8 JICM

Plastic Plugs

ORFS



Part Number	Description
JP-09-ORFS	PLASTIC PLUG 9/16 ORFS
JP-11-ORFS	PLASTIC PLUG 11/16 ORFS
JP-13-ORFS	PLASTIC PLUG 13/16 ORFS
JP-16-ORFS	PLASTIC PLUG 1 ORFS
JP-19-ORFS	PLASTIC PLUG 1 3/16 ORFS
JP-23-ORFS	PLASTIC PLUG 1 7/16 ORFS
JP-27-ORFS	PLASTIC PLUG 1 11/16 ORFS



Seals / O'Rings / Retaining Rings

Seals / O'Rings / Retaining Rings



BSPP O'Ring

Part Number	Size
B002	1/8
B004	1/4
B006	3/8
B008	1/2
B010	5/8
B012	3/4
B016	1
B020	1 1/4
B024	1 1/2
B032	2

Seals / O'Rings / Retaining Rings



BSPP Retaining Ring

Part Number	Size
BRR02	1/8
BRR04	1/4
BRR06	3/8
BRR08	1/2
BRR10	5/8
BRR12	3/4
BRR16	1
BRR20	1 1/4
BRR24	1 1/2
BRR32	2

Seals / O'Rings / Retaining Rings

Seals / O'Rings / Retaining Rings



BSPF Encapsulated Seal

Part Number	Size
OR-ED04	1/4
OR-ED06	3/8
OR-ED08	1/2
OR-ED12	3/4
OR-ED16	1
OR-ED20	1 1/4

Seals / O'Rings / Retaining Rings



ORFS Male O'Ring D90

Part Number	Size
ORORFS09	9/16
ORORFS11	11/16
ORORFS13	13/16
ORORFS16	1
ORORFS19	1 3/16
ORORFS23	1 7/16
ORORFS27	1 11/16
ORORFS32	2

Seals / O'Rings / Retaining Rings



SAE Flange O'Ring D90

Part Number	Size
ORFL08	1/2
ORFL10	5/8
ORFL12	3/4
ORFL16	1
ORFL20	1 1/4
ORFL24	1 1/2
ORFL32	2
ORFL40	2 1/2
ORFL48	3



Seals / O'Rings / Retaining Rings

Seals / O'Rings / Retaining Rings

CAT Flange D90



D-Ring

Part Number	Size
ORFL12-CAT	3/4
ORFL16-CAT	1
ORFL20-CAT	1 1/4
ORFL24-CAT	1 1/2
ORFL32-CAT	2

Seals / O'Rings / Retaining Rings

UNO O'Ring D90



Part Number	Size
ORUN007	7/16
ORUN009	9/16
ORUN012	3/4
ORUN014	7/8
ORUN017	1 1/16
ORUN021	1 5/16
ORUN026	1 5/8
ORUN030	1 7/8
ORUN040	2 1/2

Seals / O'Rings / Retaining Rings

Metric DIN O'Ring



Part Number	Size
ORM-08LS	08S
ORM-10LS	10LS
ORM-12LS	12LS
ORM-14S	14S
ORM-15L	15L
ORM-16S	16S
ORM-18L	18L
ORM-20S	20S
ORM-22L	22L
ORM-25S	25S
ORM-28L	28L
ORM-30S	30S
ORM-35L	35L
ORM-38S	38S
ORM-42L	42L

Seals / O'Rings / Retaining Rings

Seals / O'Rings /
Retaining Rings

Metric Self-Centering Seal

All of our Dowty seals are made from Nitrile NBR. Nitrile is based on Acrylonitrile Butadiene Copolymer material that is resistant to all mineral oils, water and watery liquids. It is also resistant to hot air and numerous other chemicals. Nitrile NBR is a general purpose rubber and is used in a variety of applications. Operating temperature range -30°C to 110°C.



Part Number	Size
QDM-08	8MM
QDM-10	10MM
QDM-12	12MM
QDM-14	14MM
QDM-16	16MM
QDM-18	18MM
QDM-20	20MM
QDM-22	22MM
QDM-24	24MM
QDM-26	26MM
QDM-27	27MM
QDM-30	30MM
QDM-33	33MM
QDM-36	36MM
QDM-42	42MM
QDM-45	45MM
QDM-48	48MM
QDM-52	52MM

Seals / O'Rings /
Retaining Rings

Imperial Self-Centering Seal



Part Number	Size
QD-02	1/8
QD-04	1/4
QD-06	3/8
QD-08	1/2
QD-10	5/8
QD-12	3/4
QD-16	1
QD-20	1 1/4
QD-24	1 1/2
QD-32	2

ACCESSORIES
Seals, O'Rings &
Retaining Rings



TAIPAN

Dowty Washer & O'Ring Kits

Dowty Washer



Metric & Imperial Dowty Washer Kit

Part Number	Description
QD-KIT	BSP BONDED SEAL ASSORTMENT KIT
QDM-KIT	METRIC BONDED SEAL ASSORTMENT KIT

O'Rings



Cat D Ring and Metric L/S O'Ring Kit

Part Number	Description
ORK-CAT/METRIC	O'RING KIT CAT + DIN L/S

O'Rings



ORFS/UNO/SAE Flange O'Ring Kit

Part Number	Description
ORK-ORFS/UNO/SAE	O'RING KIT ORFS, UNO, SAE

High Pressure Ball Valves

Straight HPBV

Straight HPBV'S



Two Way HPBV

Part Number	Pressure Rating/BAR	Bore Size	Female Thread
HPBV-04	500	1/4	1/4 BSPP
HPBV-06	500	3/8	3/8 BSPP
HPBV-08	500	1/2	1/2 BSPP
HPBV-12	400	3/4	3/4 BSPP
HPBV-16	350	1	1 BSPP
HPBV-16-20	350	1	1 1/4 BSPP
HPBV-16-24	350	1	1 1/2 BSPP
HPBV-32	320	2	2 BSPP

Can't find what you're looking for?

1300 654 782

High Pressure Ball Valves

Three Way HPBV

3 Way HPBV'S

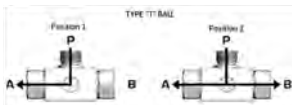
L Port



Part Number	Pressure Rating/BAR	Bore Size	Female Thread
HPBV3-04L	500	1/4	1/4 BSPP
HPBV3-06L	500	3/8	3/8 BSPP
HPBV3-08L	500	1/2	1/2 BSPP
HPBV3-12L	400	3/4	3/4 BSPP
HPBV3-16L	350	1	1 BSPP

3 Way HPBV'S

T Port



Part Number	Pressure Rating/BAR	Bore Size	Female Thread
HPBV3-04T	500	1/4	1/4 BSPP
HPBV3-06T	500	3/8	3/8 BSPP
HPBV3-08T	500	1/2	1/2 BSPP
HPBV3-12T	400	3/4	3/4 BSPP
HPBV3-16T	350	1	1 BSPP

HPBV Accessories

HPBV Accessories

Handles




Part Number	Valve to Suit
HPBV-HANDLE-4-8	1/4 - 1/2
HPBV-HANDLE-12-24	3/4 - 1 1/2
HPBV-HANDLE-32	2





Taimi Live Swivels


Straight Swivels

Straight Swivels		BSP Male/Female		
		Part Number	Description	Thread Size
		SZ-P08M-P08F	SWIVEL M/F BSPP 6250PSI	1/2
		SZ-P12M-P12F	SWIVEL M/F BSPP 6250PSI	3/4
		SZ-P16M-P16F	SWIVEL M/F BSPP 6250PSI	1
		SZ-P20M-P20F	SWIVEL M/F BSPP 6250PSI	1 1/4

Straight Swivels		BSP Male/Male		
		Part Number	Description	Thread Size
		SZ-P12M-P12M	SWIVEL M BSPP 6250PSI	3/4


Straight Swivels		JIC Male/Female		
		Part Number	Description	Thread Size
		SZ-J06M-JB06F	SWIVEL M/F JIC 6250PSI	9/16
		SZ-J08M-JB08F	SWIVEL M/F JIC 6250PSI	3/4
		SZ-J10M-JB10F	SWIVEL M/F JIC 6250PSI	7/8
		SZ-J12M-JB12F	SWIVEL M/F JIC 6250PSI	1 1/16
		SZ-J16M-JB16F	SWIVEL M/F JIC 6250PSI	1 5/16

Straight Swivels		JIC Male/Male		
		Part Number	Description	Thread Size
		SZ-J06M-J06M	SWIVEL MALE JIC 6250PSI	9/16


Straight Swivels		ORFS Male/Female		
		Part Number	Description	Thread Size
		SZ-S08M-S08F	SWIVEL M/F ORFS 6250PSI	13/16
		SZ-S12M-S12F	SWIVEL M/F ORFS 6250PSI	1 1/16
		SZ-S16M-S16F	SWIVEL M/F ORFS 6250PSI	1 7/16


Taimi Live Swivels

Straight Swivels


Straight Swivels	ORFS Male/Male		
	Part Number	Description	Thread Size
	SZ-S06M-S06M	SWIVEL M ORFS 6250PSI	11/16
	SZ-S08M-S08M	SWIVEL M ORFS 6250PSI	13/16
	SZ-S12M-S12M	SWIVEL M ORFS 6250PSI	1 3/16
	SZ-S16M-S16M	SWIVEL M ORFS 6250PSI	1 7/16

90 Degree Swivels

90 Degree Swivels	ORFS x UNO Female/Male			
	Part Number	Description	Thread Size Male	Thread Size Female
	SZ90-S12M-B12F	SWIVEL 90 DEG MALE ORFS X F/M ORB 6250PSI	1 3/16	1 1/16

90 Degree Swivels	BSP Male x UNO Female			
	Part Number	Description	Thread Size Male	Thread Size Female
	SZ90-P08M-B08F	SWIVEL 90 DEG MALE BSP X F/M ORB 6250PSI	1/2	3/4
	SZ90-P12M-B12F	SWIVEL 90 DEG MALE BSP X F/M ORB 6250PSI	3/4	1 1/16
	SZ90-P16M-B16F	SWIVEL 90 DEG MALE BSP X F/M ORB 6250PSI	1	1 5/16

Swivel Accessories

Swivel Accessories	Taimi Seal Kits	
	Part Number	Description
	SZ-06-001SK-A	SEAL KIT - J06
	SZ-08-001SK-A	SEAL KIT - J08
	SZ-08-002SK-A	SEAL KIT - S08/P08/F08
	SZ-10-001SK-A	SEAL KIT - J10/P10/F10
	SZ-12-001SK-A	SEAL KIT - J12/P12/F1
	SZ-12-002SK-A	SEAL KIT - S12
	SZ-16-001SK-A	SEAL KIT - J16/P16/F16
	SZ-16-002SK-A	SEAL KIT - S16



Test

Test Kits

Test Kits



Test Kit Analogue

Part Number	Description
TEST KIT ANALOGUE	3 x GAUGES 3 x TEST HOSE LENGTH: 1.5M - 25MPA - 40MPA - 60MP 6 TEST COUPLINGS: - M10*1 - M14 x 1.5 - G1/4 - R1/4 - UNF 7/16 - NPT 1/4-18

Test Kits



Test Kit Digital

Part Number	Description
TEST KIT DIGITAL	2 x DIGITAL GAUGES 700BAR 2 x TEST HOSES 1.5M 2 x COUPLERS - CASE/JOHN DEERE * 1/8BSPP - KOMATSU/HITACHI X M14*1.5F 9 TEST COUPLINGS - 1/8 BSPP - M14*1.5 - 1/4 BSPP - 7/16-20UNF - 3/8 BSPP - 9/16-18UNF - M10*1 - 1/4NPT - M10*125

DN2 Test

DN2 Test



DN2 Test Hose

Part Number	Description	I.D
TESTDN263MPA	DN2 TEST HOSE	2MM

*Hose Only - Hose tails sold separately

DN2 Test



DN2 BSP Hose Tails

Part Number	Description	Hose	Thread
TG1/2F	STRAIGHT BSP FEMALE	DN2	1/2 BSPPF (GAUGE)
TG1/2F90	90 DEG BSP FEMALE	DN2	1/2 BSPPF (GAUGE)
TG1/4F	STRAIGHT BSP FEMALE	DN2	1/4 BSPPF (GAUGE)
TG1/4F90	90 DEG BSP FEMALE	DN2	1/4 BSPPF (GAUGE)

DN2 Test



DN2 Test 20 Hose Tails

Part Number	Description	Hose	Thread
TM16X2F	STRAIGHT TEST 20	DN2	16MM X 2.0 FEMALE
TM16X2F90	90 DEG TEST 20	DN2	16MM X 2.0 FEMALE

Can't find what you're looking for?

1300 654 782

Test

DN2 Test

DN2 Test

DN2 JIC Hose Tails



Part Number	Description	Hose	Thread
TJF07F	STRAIGHT JIC FEMALE	DN2	7/16
TJF09F	STRAIGHT JIC FEMALE	DN2	9/16

DN2 Test

DN2 Metric Hose Tails



Part Number	Description	Hose	Thread
TM06LF	STRAIGHT METRIC FEMALE	DN2	6L (12MM x 1.5)
TM06SF	STRAIGHT METRIC FEMALE	DN2	6S (14MM x 1.5)

DN2 Test

DN2 Crimp Ferrule



Part Number	Description	Hose
TDN2SHELL	DN2 HOSE CRIMP SHELL	DN2

DN2 Test

Test Hose Accessories



Part Number	Description
TGPLUG	FERRULE COVER TO SUIT DN2 SHELL
TGCAP	PLASTIC CAP FOR TEST 20 FEMALE



Test

Gauges

Gauges

Analogue Pressure Gauges



63MM - Liquid filled.



Part Number	Description	Pressure PSI	Style
PG63-BE-14.5	PRESSURE GAUGE DN63 1/4 BSPPG	14.5	BOTTOM ENTRY
PG63-BE-23.2	PRESSURE GAUGE DN63 1/4 BSPPG	23.2	BOTTOM ENTRY
PG63-BE-36.25	PRESSURE GAUGE DN63 1/4 BSPPG	36.2	BOTTOM ENTRY
PG63-BE-58	PRESSURE GAUGE DN63 1/4 BSPPG	58	BOTTOM ENTRY
PG63-BE-87	PRESSURE GAUGE DN63 1/4 BSPPG	87	BOTTOM ENTRY
PG63-BE-145	PRESSURE GAUGE DN63 1/4 BSPPG	145	BOTTOM ENTRY
PG63-BE-232	PRESSURE GAUGE DN63 1/4 BSPPG	232	BOTTOM ENTRY
PG63-BE-362.5	PRESSURE GAUGE DN63 1/4 BSPPG	362	BOTTOM ENTRY
PG63-BE-580	PRESSURE GAUGE DN63 1/4 BSPPG	580	BOTTOM ENTRY
PG63-BE-870	PRESSURE GAUGE DN63 1/4 BSPPG	870	BOTTOM ENTRY
PG63-BE-1450	PRESSURE GAUGE DN63 1/4 BSPPG	1450	BOTTOM ENTRY
PG63-BE-2320	PRESSURE GAUGE DN63 1/4 BSPPG	2320	BOTTOM ENTRY
PG63-BE-3625	PRESSURE GAUGE DN63 1/4 BSPPG	3625	BOTTOM ENTRY
PG63-BE-5800	PRESSURE GAUGE DN63 1/4 BSPPG	5800	BOTTOM ENTRY
PG63-BE-8700	PRESSURE GAUGE DN63 1/4 BSPPG	8700	BOTTOM ENTRY
PG63-RE-14.5	PRESSURE GAUGE DN63 1/4 BSPPG	14.5	REAR ENTRY
PG63-RE-23.2	PRESSURE GAUGE DN63 1/4 BSPPG	23.2	REAR ENTRY
PG63-RE-36.25	PRESSURE GAUGE DN63 1/4 BSPPG	36.2	REAR ENTRY
PG63-RE-58	PRESSURE GAUGE DN63 1/4 BSPPG	58	REAR ENTRY
PG63-RE-87	PRESSURE GAUGE DN63 1/4 BSPPG	87	REAR ENTRY
PG63-RE-145	PRESSURE GAUGE DN63 1/4 BSPPG	145	REAR ENTRY
PG63-RE-232	PRESSURE GAUGE DN63 1/4 BSPPG	232	REAR ENTRY
PG63-RE-362.5	PRESSURE GAUGE DN63 1/4 BSPPG	362	REAR ENTRY
PG63-RE-580	PRESSURE GAUGE DN63 1/4 BSPPG	580	REAR ENTRY
PG63-RE-870	PRESSURE GAUGE DN63 14 BSPPG	870	REAR ENTRY
PG63-RE-1450	PRESSURE GAUGE DN63 1/4 BSPPG	1450	REAR ENTRY
PG63-RE-2320	PRESSURE GAUGE DN63 1/4 BSPPG	2320	REAR ENTRY
PG63-RE-3625	PRESSURE GAUGE DN63 1/4 BSPPG	3625	REAR ENTRY
PG63-RE-5800	PRESSURE GAUGE DN63 1/4 BSPPG	5800	REAR ENTRY
PG63-RE-8700	PRESSURE GAUGE DN63 1/4 BSPPG	8700	REAR ENTRY

Test

Gauges

Gauges

Digital Pressure Gauge



Part Number	Description	BAR	Style
PG-DG80-700BAR	DIGITAL PRESSURE GAUGE	700	BOTTOM ENTRY

Gauge Accessories

Gauges

Gauge Adaptor to BSPT Male



Part Number	Description	BSPF (Gauge)	BSPT M
QAAE04G	GAUGE ADAPTOR TO BSPT MALE	1/4	1/4

Gauge Accessories

Protective Boot



Part Number	Description
DIGIBOOT	DIGITAL TEST GAUGE BOOT 80MM

Gauge protector to suit Digital Gauge.
*Skin only - Gauge not included.

Gauge Accessories

Gauge Bracket



Part Number	Description	Style
PG63-RE-GB	PRESSURE GAUGE BRACKET DN63	TO FIT REAR ENTRY



Test

Diagnostic Test Points

Diagnostic Test Points

Male Test 20



Interchanges with Stauff Test 20, Parker EMA3 series.

Part Number	Pressure Rating/ BAR	Female Thread	Rated Flow Rate L/M
KQTPD02	620	1/8 BSPPM	0.8
KQTPD04	620	1/4 BSPPM	0.8
KQTPE04	620	1/4 BSPTM	0.8
KQTPK07	620	7/16 JIC F	0.8
KQTPP07	620	7/16 UNO M	0.8
KQTPP09	620	9/16 UNO M	0.8
KQTPR10X1	620	M10*1.0	0.8
KQTPR10X1.25	620	M10*1.25	0.8
KQTPR12X1.5	620	M12*1.5	0.8
KQTPR14X1.5	620	M14*1.5	0.8
KQTPR16X1.5	620	M16*1.5	0.8

Diagnostic Test Points

Female Test 20



KQTPFAS04	620	1/4 BSPPF (GAUGE)	0.8
-----------	-----	-------------------	-----

Diagnostic Test Points

ISO15171 / SAEJ1502 420 BAR



Interchanges with Inteva 136 series, Faster DF series, Parker PD series.


Part Number	Pressure Rating/ BAR	Thread Style	Rated Flow Rate L/M	ISO Coupler Body Size	Male Tip Diameter ϕ
KQFFTP-04F-BSPP	400	1/4 BSPP F	2	6.3	12.60
KQFFTP-04F-BSPTF	400	1/4 BSPT F	2	6.3	12.60
KQFFTP-04M-BSPTM	400	1/4 BSPT M	2	6.3	12.60
KQFFTP-04F-UNO	400	7/16 UNO F	2	6.3	12.60
KQFFTP-04M-UNO	400	7/16 UNO M	2	6.3	12.60
KQFFTP-04F-NPTF	400	1/4 NPT F	2	6.3	12.60
KQFFTP-04M-NPTM	400	1/4 NPT M	2	6.3	12.60

Test

Test Tees

Test Tees


BSPP Female x BSPP Male x UNO Female



Part Number	1 BSPP F	2 BSPP M	3 UNO F
QTEADPFS040407	1/4	1/4	7/16
QTEADPFS060607	3/8	3/8	7/16
QTEADPFS080807	1/2	1/2	7/16
QTEADPFS121207	3/4	3/4	7/16
QTEADPFS161607	1	1	7/16

Test Tees


JIC Female Swivel x JIC Male x UNO Female



Part Number	1 JIC F S/W	2 JIC M	3 UNO F
QTEKLPFS07	7/16	7/16	7/16
QTEKLPFS090907	9/16	9/16	7/16
QTEKLPFS121207	3/4	3/4	7/16
QTEKLPFS141407	7/8	7/8	7/16
QTEKLPFS171707	1 1/16	1 1/16	7/16
QTEKLPFS212107	1 5/16	1 5/16	7/16
QTEKLPFS262607	1 5/8	1 5/8	7/16


Test Tees

ORFS Female x ORFS Male x UNO Female



Part Number	1 ORFS F	2 ORFS M	3 UNO F
QTEVWPFS090907	9/16	9/16	7/16
QTEVWPFS111107	11/16	11/16	7/16
QTEVWPFS131307	13/16	13/16	7/16
QTEVWPFS161607	1	1	7/16
QTEVWPFS191907	1 3/16	1 3/16	7/16
QTEVWPFS232307	1 7/16	1 7/16	7/16





NEWS FLASH

Our online newsletter and news hub keep you in the know.

NEWSLETTER SIGN-UP

Have you been keeping up with everything Taipan?

Stay informed on:

- New product lines
- Company announcements
- Industry developments
- Business support

Make sure you don't miss out on all this and so much more with our free, interactive, online newsletter, The Swage Press, sent direct to your inbox.

Sign-up to get your monthly fix by heading to:
www.taipan.com.au/subscribe/

VISIT OUR NEWS HUB

Looking for helpful articles, hints, tips, and links to educational material?

We have customised all of our content to suit Taipan account holders and trade professionals.

www.taipan.com.au/news/



TAIPAN
Hydraulic Hose Systems



SERVICE WITH A DIFFERENCE

At Taipan, we want our customers to think of us as more than just a supplier. With the aim of creating partnerships, we are here to provide service like you have never experienced before.

Whether you want to talk about your business goals, opportunities and challenges, we are here to help. The better we understand our customers' businesses, the more likely it is we can find ways to assist.

So don't feel shy about having a long chat about your short, medium and long-range objectives for your business or things that are holding you back. If you think there's something we can do for you, don't hesitate to ask.

LET'S TALK!
Call **1300 654 782**



TAIPAN
Hydraulic Hose Systems

SECTION 6 HOSE ASSEMBLY EQUIPMENT



Hose Assembly Equipment

Hand/Air Operated Crimper Guide

3/4" / Two Wire



H19MM | Page 346

1" / Two Wire



H25 MINI | Page 347



H25MM | Page 348

1 1/4" / Two Wire

1 1/4" / Four Wire



H32MM | Page 349



Hose Assembly Equipment

Electrically Operated Crimper Guide

1 ¼" / Four Wire



H32 RANGE | Page 350



H32 MOBILE RANGE | Page 350

1 ¼" / Six Wire

2" / Four Wire



H50 RANGE | Page 351



H50 MOBILE RANGE | Page 351

1 ½" / Six Wire

2" / Four Wire



H50-46 RANGE | Page 352


















H50-46 MOBILE RANGE
Page 352

2" / Six Wire



H50-6 RANGE | Page 353

Hose Assembly Equipment

Cut Off Saws	Workshop	Mobile	Floor Mounted	Floor Mounted
				
	E-HCL Page 354	E-HCLMOBILE Page 354	OP-TAGLTF3D Page 355	E-HCC3 Page 355
Flare Tool	Tube Flarer	Crimper Accessories	Foam Inserts	Seal Kits
				
	E-HF3 Page 356		E-FOAMINSERT Page 357	E-SEALKIT Page 357
Spring Kits	Quick Change Tools	Calibrators	Hose Assembly Accessories	Hose Cleaning Kit
				
E-SPRINGKIT Page 357	E-OCT Page 358	E-CALIBRATOR Page 358		CES10 Page 359
Spiral Guard Tool	Thread Gauge Kit	Foam Bullets	FCC Crimp Rings	MORE PRODUCTS COMING SOON
				
WRAPMAN Page 359	TAIPAN-TGK Page 359	FB Page 360	FCC Page 360	



NEED TAGS WITH THAT?

Expand your product line-up and grow revenue with Tagitive, the universal asset tagging platform.

Pre-tagging hydraulic hose products with Tagitive is a simple way for Taipan resellers to offer new forms of value to their customers and create new revenue streams.

TAGITIVE PROVIDES MANY BENEFITS TO HYDRAULIC EQUIPMENT OWNERS AND OPERATORS:

- Reduce equipment failures
- Cut accidents and injuries
- Lower repair expenses
- Increase asset life
- Increase equipment ROI
- Improve business continuity
- Increase productivity
- Minimise costly downtime
- Take control of scheduling

REGISTER ASSETS

- Super-robust tags
- Read by smart devices

RETRIEVE DATA

- Test reports
- Install info
- Specs
- Events

ROSTER TASKS

- Inspections
- Maintenance
- Upgrades
- Change-outs

While Tagitive and Taipan are separate businesses, it is reassuring to know Tagitive is owned & operated by Taipan.

Learn more about adding Tagitive to your product and service line-up.

IDEAL FOR HYDRAULICS-INTENSIVE INDUSTRIES:

- Manufacturing
- Agriculture
- Transportation
- Construction
- Chemical Processing
- Defence
- Utilities
- Waste
- Telco & Internet
- Emergency Services
- Production



Got questions?

Call **(07) 5360 9490**

email info@tagitive.com

More info online

www.tagitive.com

Schedule a free online demo

email sales@tagitive.com



TAIPAN
Hydraulic Hose Systems

Hand/Air Operated Crimpers

H19MM

Die No.	Range (MM)	Length (MM)	Max Ferrule dia. (MM)
S07*	7.0 - 9.9	40	18
S10*	10.0 - 12.9	40	22
S13*	13.0 - 15.9	40	25
S1605	16.0 - 18.9	40	28
S19	19 - 20.9	40	31
S21	21.0 - 23.9	50	33
S24	24.0 - 27.9	50	36
S28	28.0 - 33.9	50	40

*Non-standard die set - sold separately.



E-H19MM

Specifications

Crimping Range	6mm - 34mm	
Max Crimping Force	900 KN / 90 TON	
Hose Capacity	3/16"-3/4" Two Wire	
Max Opening (MM) *	+13	
Max Work Opening (MM) **	+12	
Calibration	Dial micrometer	
Operation	Twin speed hand pump with integrated relief valve	Air over hydraulic pump (690 bar/10,000 psi)
Net Weight	20kg	22kg
Gross Weight	26kg	28kg
Dimensions	265mm x 523mm x 210mm	165mm x 280mm x 210mm

* The maximum opening of the machine is the result of the sum of this value and the nominal size master die set used.

** The maximum starting diameter is the result of the sum of this value and the nominal size master die set used.



Hand/Air Operated Crimpers

H25MINI

Die No.	Range (MM)	Length (MM)	Max Ferrule dia. (MM)
A06*	6.0 - 7.9	40	18
A08*	8.0 - 9.9	40	20
A10*	10.0 - 12.9	40	22
A13*	13.0 - 15.9	40	25
A160S	16.0 - 20.9	55	28
A21	21.0 - 23.9	50	33
A24	24.0 - 27.9	50	36
A28	28.0 - 30.9	60	40
A31	31.0 - 33.9	60	43
A34	34.0 - 39.9	60	46
A40	40.0 - 45.9	60	52
A42*	42.0 - 47.9	65	54



E-H25MINI



E-H25MINI-HANDPUMP

*Non-standard die set - sold separately.

Specifications

Crimping Range	6mm - 46mm	
Max Crimping Force	1000 KN / 100 Ton	
Hose Capacity	3/16" - 1" Two Wire 3/16" - 1" Four Wire ***	
Max Opening (MM) *	+24	
Max Work Opening (MM) **	+12	
Calibration	Dial micrometer	
Operation	Twin speed hand pump with integrated relief valve	Air over hydraulic pump (690 bar/10,000 psi)
Net Weight	38kg	40kg
Gross Weight	48kg	50kg
Dimensions	364mm x 524mm x 312mm	287mm x 231mm x 274mm

* The maximum opening of the machine is the result of the sum of this value and the nominal size master die set used.

** The maximum starting diameter is the result of the sum of this value and the nominal size master die set used.

*** 1" Four wire can only be crimped with a special die set A42


Can't find what you're looking for?

1300 654 782

Hand/Air Operated Crimpers

H25MM

Die No.	Range (MM)	Length (MM)	Max Ferrule dia. (MM)
H06*	06.0 - 07.9	40	18
H08*	08.0 - 09.9	40	20
H10*	10.0 - 12.9	40	22
H13*	13.0 - 15.9	40	25
H1605	16.0 - 18.9	55	28
H19	19.0 - 20.9	40	31
H21	21.0 - 23.9	40	33
H24	24.0 - 27.9	50	36
H28	28.0 - 30.9	60	40
H31	31.0 - 33.9	60	43
H34	34.0 - 39.9	70	46
H40	40.0 - 43.9	70	52
H44	44.0 - 49.9	70	56
H50	50.0 - 54.4	75	62



E-H25MM



E-H25MM-HANDPUMP

*Non-standard die set - sold separately.

Specifications

Crimping Range	6mm - 58mm	
Max Crimping Force	1400 KN / 140 Ton	
Hose Capacity	3/16"-1 1/4" Two Wire 3/16"-1" Four Wire	
Max Opening (MM) *	+31	
Max Work Opening (MM) **	+12	
Calibration	Dial micrometer	
Operation	Twin speed hand pump with integrated relief valve	Air over hydraulic pump (690 bar/10,000 psi)
Net Weight	60kg	62kg
Gross Weight	70kg	52kg
Dimensions	394mm x 788mm x 360mm	

* The maximum opening of the machine is the result of the sum of this value and the nominal size master die set used.

** The maximum starting diameter is the result of the sum of this value and the nominal size master die set used.



Hand/Air Operated Crimpers

H32MM

Die No.	Range (MM)	Length (MM)	Max Ferrule dia. (MM)
H06*	06.0 - 07.9	40	18
H08*	08.0 - 09.9	40	20
H10*	10.0 - 12.9	40	22
H13*	13.0 - 15.9	40	25
H1605	16.0 - 18.9	55	28
H19	19.0 - 20.9	40	31
H21	21.0 - 23.9	40	33
H24	24.0 - 27.9	50	36
H28	28.0 - 30.9	60	40
H31	31.0 - 33.9	60	43
H34	34.0 - 39.9	70	46
H40	40.0 - 43.9	70	52
H44	44.0 - 49.9	70	56
H50	50.0 - 54.4	75	62



E-H32MM

*Non-standard die set - sold separately.

Specifications

Crimping Range	6mm - 58mm
Max Crimping Force	1750KN / 175 Ton
Hose Capacity	3/16"-1 1/4" Four Wire
Max Opening (MM) *	+31
Max Work Opening (MM) **	+12
Calibration	Dial micrometer
Operation	Air over hydraulic pump [690 bar/10,000 psi]
Net Weight	77kg
Gross Weight	87kg
Dimensions	413mm x 809mm x 383mm

* The maximum opening of the machine is the result of the sum of this value and the nominal size master die set used.

** The maximum starting diameter is the result of the sum of this value and the nominal size master die set used.

Can't find what you're looking for?

1300 654 782

Electrically Operated Crimpers

H32


Die No.	Range (MM)	Length (MM)	Max Ferrule dia. (MM)
H06*	06.0 - 07.9	40	18
H08*	08.0 - 09.9	40	20
H10*	10.0 - 12.9	40	22
H13*	13.0 - 15.9	40	25
H160S	16.0 - 18.9	55	28
H19	19.0 - 20.9	40	31
H21	21.0 - 23.9	40	33
H24	24.0 - 27.9	50	36
H28	28.0 - 30.9	60	40
H31	31.0 - 33.9	60	43
H34	34.0 - 39.9	70	46
H40	40.0 - 43.9	70	52
H44	44.0 - 49.9	70	56
H50	50.0 - 54.4	75	62



E-H32MOBILE 12V or 24V



Optional drawer set for mobile



E-H32ECO



E-H32HYDRA



E-H32MODULAR



Die Rack & Quick Change Tool

*Non-standard die set - sold separately.

Specifications

Crimping Range	6mm - 58mm			
Max Crimping Force	1750KN / 175 Ton			
Hose Capacity	3/16" - 1 1/4" Four Wire			
Max Opening (MM) *	+31			
Max Work Opening (MM) **	+12			
	H32MOBILE	H32MODULAR	H32ECO	H32HYDRA
Calibration	Dial calibrator	Dial calibrator	Dial calibrator	Touchscreen
Motor	1.8KW	1.8 KW	2.2KW	2.2KW
Power	12V or 24V	12V or 24V	220V 1 Ph 50HZ	220V 1 Ph 50HZ
Net Weight	91kg		124kg	124kg
Gross Weight	101kg		134kg	134kg
Dimensions	530mm x 470mm x 475mm		750mm x 453mm x 630mm	750mm x 453mm x 630mm
Die Rack	N/A	N/A	1 Rack 10 die pots	1 Rack 10 die pots
Drawer Set	Optional	N/A	N/A	N/A
Quick Change Tool	Optional	Optional	Yes	Yes
Foot Pedal	N/A	N/A	N/A	Optional

* The maximum opening of the machine is the result of the sum of this value and the nominal size master die set used.

** The maximum starting diameter is the result of the sum of this value and the nominal size master die set used.



Electrically Operated Crimpers

H50

Die No.	Range (MM)	Length (MM)	Max Ferrule dia. (MM)
L06*	06.0 - 07.9	40	18
L08*	08.0 - 09.9	40	20
L10*	10.0 - 12.9	40	22
L13*	13.0 - 15.9	40	25
L1605	16.0 - 18.9	55	28
L19	19.0 - 20.9	40	31
L21	21.0 - 23.9	40	33
L24	24.0 - 27.9	50	52
L28	28.0 - 30.9	60	40
L31	31.0 - 33.9	60	43
L34	34.0 - 39.9	70	46
L40	40.0 - 43.9	70	52
L44	44.0 - 49.9	70	56
L50	50.0 - 54.4	80	62
L54.5	54.5 - 57.9	80	67
L58	58.0 - 61.9	105	70
L62	62.0 - 69.9	110	74
L70	70.0 - 76.9	110	82


*Non-standard die set - sold separately.



E-H50MOBILE 12V or 24V



Optional drawer set for mobile



E-H50ECO



E-H50HYDRA



Die Rack & Quick Change Tool

Specifications

Crimping Range	6mm - 76mm		
Max Crimping Force	2509 KN / 250 Ton		
Hose Capacity	3/16" - 2" Four Wire 1 1/4" Six Wire		
Max Opening (MM) *	+35		
Max Work Opening (MM) **	+12		
	H50MOBILE	H50ECO	H50HYDRA
Calibration	Dial calibrator	Dial calibrator	Touchscreen
Motor	1.8KW	2.2KW	2.2KW
Power	12V or 24V	220V 1 Ph 50HZ	220V 1 Ph 50HZ
Net Weight	111kg	159kg	159kg
Gross Weight	121kg	169kg	169kg
Dimensions	530mm x 470mm x 525mm	750mm x 453mm x 680mm	750mm x 453mm x 680mm
Die Rack	N/A	1 Rack 14 Pots	1 Rack 14 Pots
Drawer Set	Optional	N/A	N/A
Quick Change Tool	Optional	Included	Included
Foot Pedal	N/A	N/A	Optional

* The maximum opening of the machine is the result of the sum of this value and the nominal size master die set used.

** The maximum starting diameter is the result of the sum of this value and the nominal size master die set used.

Can't find what you're looking for?

1300 654 782

351

Email: sales@taipan.com.au
Fax 07 5428 1311

Electrically Operated Crimpers

H50-46


Die No.	Range (MM)	Length (MM)	Max Ferrule dia. (MM)
M06*	06.0 - 07.9	40	18
M08*	08.0 - 09.9	40	20
M10*	10.0 - 12.9	40	22
M13*	13.0 - 15.9	40	25
M160S	16.0 - 18.9	55	28
M19	19.0 - 20.9	40	31
M21	21.0 - 23.9	50	33
M24	24.0 - 27.9	50	36
M28	28.0 - 30.9	50	40
M31	31.0 - 33.9	60	43
M34	34.0 - 39.9	70	46
M40	40.0 - 43.9	85	52
M44	44.0 - 49.9	80	56
M50	50.0 - 54.4	80	62
M54.5	54.5 - 57.9	100	66.5
M58	58.0 - 61.9	105	70
M62	62.0 - 69.9	110	74
M70	70.0 - 76.9	110	82
M77	77.0 - 83.0	120	89



E-H5046MOBILE 12V or 24V



Optional Drawer Set



E-H5046ECO



E-H5046HYDRA



E-H5046MODULAR-12V



Die Rack & Quick Change Tool

*Non-standard die set - sold separately.

Specifications

Crimping Range	6mm - 83mm			
Max Crimping Force	3195 KN / 319 Ton			
Hose Capacity	3/16"-2" Four Wire 3/16"-1 1/2" Six Wire			
Max Opening (MM) *	+25			
Max Work Opening (MM) **	+12			
	H50-46MOBILE	H50-46MODULAR	H50-46ECO	H50-46HYDRA
Calibration	Dial calibrator	Dial calibrator	Dial calibrator	Touchscreen
Motor	1.8KW	1.8KW	2.2KW	2.2KW
Power	12V or 24V	12V or 24V	220V 1 Ph 50HZ	220V 1 Ph 50HZ
Net Weight	111kg		194kg	194kg
Gross Weight	121kg		204kg	204kg
Dimensions	530mm x 470mm x 525mm		750mm x 453mm x 716mm	750mm x 453mm x 716mm
Die Rack	N/A	N/A	1 Rack 15 Pots	1 Rack 15 Pots
Drawer Set	Optional	N/A	N/A	N/A
Quick Change Tool	Optional	Optional	Included	Included
Foot Pedal	N/A	N/A	N/A	Optional

* The maximum opening of the machine is the result of the sum of this value and the nominal size master die set used.

** The maximum starting diameter is the result of the sum of this value and the nominal size master die set used.



Electrically Operated Crimpers

H50-6

Die No.	Range (MM)	Length (MM)	Max Ferrule dia. (MM)
M06*	06.0 - 07.9	40	18
M08*	08.0 - 09.9	40	20
M10*	10.0 - 12.9	40	22
M13*	13.0 - 15.9	40	25
M160S	16.0 - 18.9	55	28
M19	19.0 - 20.9	40	31
M21	21.0 - 23.9	50	33
M24	24.0 - 27.9	50	36
M28	28.0 - 30.9	50	40
M31	31.0 - 33.9	60	43
M34	34.0 - 39.9	70	46
M40	40.0 - 43.9	85	52
M44	44.0 - 49.9	80	56
M50	50.0 - 54.4	80	62
M54.5	54.5 - 57.9	100	66.5
M58	58.0 - 61.9	105	70
M62	62.0 - 69.9	110	74
M70	70.0 - 76.9	110	82
M77	77.0 - 83.0	120	89



E-H506ECO



E-H506HYDRA



Die Rack & Quick Change Tool

*Non-standard die set - sold separately.

Specifications

Crimping Range	6mm - 83mm	
Max Crimping Force	4500 KN / 450 Ton	
Hose Capacity	3/16"-2" Six Wire	
Max Opening (MM) *	+47	
Max Work Opening (MM) **	+12	
	H506ECO	H506HYDRA
Calibration	Dial calibrator	Touchscreen
Motor	2.2KW	2.2KW
Power	220V 1 Ph 50HZ	220V 1 Ph 50HZ
Net Weight	245kg	245kg
Gross Weight	255kg	255kg
Dimensions	750mm x 453mm x 795mm	750mm x 453mm x 795mm
Die Rack	1 Rack 15 Pots	1 Rack 15 Pots
Quick Change Tool	Included	Included
Foot Pedal	Optional	Included

* The maximum opening of the machine is the result of the sum of this value and the nominal size master die set used.

** The maximum starting diameter is the result of the sum of this value and the nominal size master die set used.

Can't find what you're looking for?

1300 654 782

353

Email: sales@taipan.com.au
Fax 07 5428 1311

Cut Off Saws

E-HCL



Part Number	Description
E-HCL240V	240V Cut Off Saw
E-HCL3PH	380V Cut Off Saw

Specifications

Cutting Range (mm/inch)	3/16" - 2" One & Two Wire 3/16" - 1 1/4" Four Wire
Motor	2.2KW
Power	240V 1 PH 50 HZ or 380V 3PH 50 HZ
Rotational Speed	1420 RPM
Slotted Blade Size	Ø 250mm x 3mm x 25mm
Extraction Port Size	Ø 51mm
Net Weight	42kg
Gross Weight	52kg
Dimensions	405mm x 385mm x 435mm

E-HCLMOBILE



Part Number	Description
E-HCLMOBILE12V	12V Cut Off Saw
E-HCLMOBILE24V	24V Cut Off Saw

Specifications

Cutting Range (MM/inch)	3/16" - 1 1/2" One & Two Wire 3/16" - 1 1/4" Four Wire
Motor	1.8KW
Power	12V or 24V
Slotted Blade Size	Ø 250mm x 3mm x 25mm
Extraction Port Size	Ø 51mm
Net Weight	23kg
Gross Weight	29kg
Dimensions	320mm x 470mm x 445mm



Cut Off Saws

OP-TAGLTF3D - Manual Foot Pedal



Specifications

Cutting Range (mm/inch)	3/16" - 2" Six Wire 3/16" - 2 1/2" Four Wire 3/16" - 3" Two Wire
Motor	5.5KW
Power	400V 3PH 50HZ
Rotational speed	2900 RPM
Cutting Mechanism	Mechanical Foot Pedal
Slotted Blade Size	Ø 400mm
Extraction Port Size	Ø 100mm
Net Weight	190kg
Dimensions	1000mm x 710mm x 1150 mm

E-HCC3 - Pneumatic Foot Pedal



Specifications

Cutting Range (mm/inch)	3/16" - 2" One & Two Wire 3/16" - 1 1/2" Six Wire
Motor	5.5KW
Power	400V 3PH 50HZ
Rotational Speed	2900 RPM
Cutting Mechanism	Pneumatic Foot Pedal
Air Supply	8 Bar
Slotted Blade Size	Ø 350mm
Extraction Port Size	Ø 100mm
Net Weight	160kg
Dimensions	1013mm x 520mm x 1135mm

Flare Tool

Hydraflare

Specifications

Tube Capacity	6mm - 42mm / 1/4" - 1 1/2"
Calibration	Bourdon pressure gauge
Operation	Twin speed hand pump with integrated relief valve (690 bar/10,000 psi)
Net Weight	30kg
Gross Weight	36kg
Dimensions	419mm x 280mm x 250mm



**Dies not included
Optional drawer

Metric Die Size (Available on request)

Part Number	Description
PF1-DIES-06M	Flaring die 6mm
PF1-DIES-08M	Flaring die 8mm
PF1-DIES-10M	Flaring die 10mm
PF1-DIES-12M	Flaring die 12mm
PF1-DIES-14M	Flaring die 14mm
PF1-DIES-15M	Flaring die 15mm
PF1-DIES-16M	Flaring die 16mm
PF1-DIES-18M	Flaring die 18mm
PF1-DIES-20M	Flaring die 20mm
PF1-DIES-22M	Flaring die 22mm
PF1-DIES-25M	Flaring die 25mm
PF3-DIES-28M	Flaring die 28mm
PF3-DIES-30M	Flaring die 30mm
PF3-DIES-35M	Flaring die 35mm
PF3-DIES-38M	Flaring die 38mm
PF3-DIES-42M	Flaring die 42mm

Imperial Die Size

Part Number	Description
PF1-DIES-04I	Flaring die 1/4"
PF1-DIES-05I	Flaring die 5/16"
PF1-DIES-06I	Flaring die 3/8"
PF1-DIES-08I	Flaring die 1/2"
PF1-DIES-10I	Flaring die 5/8"
PF1-DIES-12I	Flaring die 3/4"
PF1-DIES-14I	Flaring die 7/8"
PF1-DIES-16I	Flaring die 1"
PF3-DIES-20I	Flaring die 1 1/4"
PF3-DIES-24I	Flaring die 1 1/2"



Crimper Accessories

Foam Inserts



Recommended to extend head life by reducing foreign object/material entering swaging ring cavity.

Part Number	Description	Bag Qty
E-H19FOAMINSERT	FOAM INSERTS FOR H19 CRIMPER	8
E-H25MINIFOAMINSERT	FOAM INSERTS FOR H25 CRIMPER	8
E-H32FOAMINSERT	FOAM INSERTS FOR H32 CRIMPER	8
E-H50FOAMINSERT	FOAM INSERTS FOR H50 CRIMPER	8
E-H5046FOAMINSERT	FOAM INSERTS FOR H50-46 CRIMPER	8
E-H506FOAMINSERT	FOAM INSERTS FOR H50-6 CRIMPER	8

Seal Kits



Part Number	Description
E-SEALKITDS8	DS8 SEAL KIT
E-SEALKITFOOTPUMP	AIR OVER HYD FOOT PUMP SEAL KIT
E-SEALKITH19MM	CRIMPER SEAL KIT H19MM
E-SEALKITH25MINI	CRIMPER SEAL KIT H25MINI
E-SEALKITH25MM	CRIMPER SEAL KIT H25MM
E-SEALKITH32	CRIMPER SEAL KIT H32
E-SEALKITH50	CRIMPER SEAL KIT H50
E-SEALKITH5046	CRIMPER SEAL KIT H5046
E-SEALKITH506	CRIMPER SEAL KIT H506

Spring Kits



Part Number	Description
E-SPRINGKITDS8	DS8 SPRING KIT
E-SPRINGKITH19MM	H19MM SPRING KIT
E-SPRINGKITH25MINI	H25MINI SPRING KIT
E-SPRINGKITH25MM	H25MM SPRING KIT
E-SPRINGKITH32	H32 SPRING KIT
E-SPRINGKITH50	H50 SPRING KIT
E-SPRINGKITH5046	H5046 SPRING KIT

Can't find what you're looking for?

1300 654 782

357

Email: sales@taipan.com.au

Fax 07 5428 1311

Crimper Accessories

Quick Change Tools



Part Number	Description	Voltage
E-QCT-H32-12V	QUICK CHANGE TOOL FOR H32	12V
E-QCT-H32-24V	QUICK CHANGE TOOL FOR H32	24V/ 240V
E-QCT-H50-12V	QUICK CHANGE TOOL FOR H50	12V
E-QCT-H50-24V	QUICK CHANGE TOOL FOR H50	24V/ 240V
E-QCT-H5046-12V	QUICK CHANGE TOOL FOR H5046	12V
E-QCT-H5046-24V	QUICK CHANGE TOOL FOR H5046	24V/ 240V

Calibrators



Part Number	Description
E-CALIBRATORH25MINI	CALIBRATING ASSEMBLY TO SUIT H25MINI
E-CALIBRATORH32	CALIBRATING ASSEMBLY TO SUIT H25/32
E-CALIBRATORH50	CALIBRATING ASSEMBLY TO SUIT H50
E-CALIBRATORH5046	CALIBRATING ASSEMBLY TO SUIT H50-46
E-CALIBRATORH506	CALIBRATING ASSEMBLY TO SUIT H50-6



Hose Assembly Accessories

Hose Cleaning Kit



Part Number	Description
CES10	HOSE CLEANING KIT 6MM TO 50MM C.W 10 NOZZLES

Spiral Guard Application Tool



Part Number	Description
WRAPMAN	SPIRAL GUARD INSTALLATION TOOL

Thread Gauge Kit



Part Number	Description
TAIPAN-TGK	TAIPAN THREAD GAUGE KIT (BATTERY NOT INCLUDED - LR44H-1.5V)

Hose Assembly Accessories

Foam Bullets



Standard projectile material - Polyurethane.

Part Number	Description	Bag Qty
FB07	1/4 FOAM BULLET 25T X 6MM	100
FB09	1/4 FOAM BULLET 25T X 9MM	100
FB11	3/8 FOAM BULLET 25T X 11MM	100
FB14	1/2 FOAM BULLET 25T X 14MM	100
FB21	3/4 FOAM BULLET 30T X 21MM	100
FB27	1 FOAM BULLET 30T X 27MM	50
FB27L	1 FOAM BULLET 50T X 27MM	50
FB33	1 1/4 FOAM BULLET 40T X 33MM	50
FB40	1 1/2 FOAM BULLET 45T X 40MM	50
FB40L	1 1/2 FOAM BULLET 50T X 40MM	50
FB53	2 INCH FOAM BULLET 50T X 53MM	20

FCC Crimp Rings - For Sleeve



Part Number	Description
FCC04	25MM
FCC006/08	32MM
FCC10/12	38MM
FCC16	48MM
FCC20	59MM
FCC24	65MM
FCC32	82MM





STAND OUT FROM THE CROWD

Taipan dual marketing tools help resellers look professional and generate leads.

From logos and photographs to branded clothes, building signage and vehicle skins, Taipan's marketing support is here to help resellers raise the profile of their businesses and create the right impression.

T's & C's apply.

- Building and display signage
- Clothing and merchandise
- Flags and banners
- Brochures and catalogues

Email us to find out more
marketing@taipan.com.au



TAIPAN
Hydraulic Hose Systems



ONLINE STORE

*Want to speed up your ordering process?
You need to check out our online store!*

With heaps of time saving tricks to ensure you get your product as quickly and efficiently as possible, you're sure to love it as much as we do!

Features include:

- Stored repeat orders
- Instant access to any previous orders
- Excel CSV input
- Your purchase pricing
- Stock on hand indicators
- Download invoices

<https://store.taipan.com.au/login>.

Need help setting your online account up?
Contact us on **1300 654 782**.



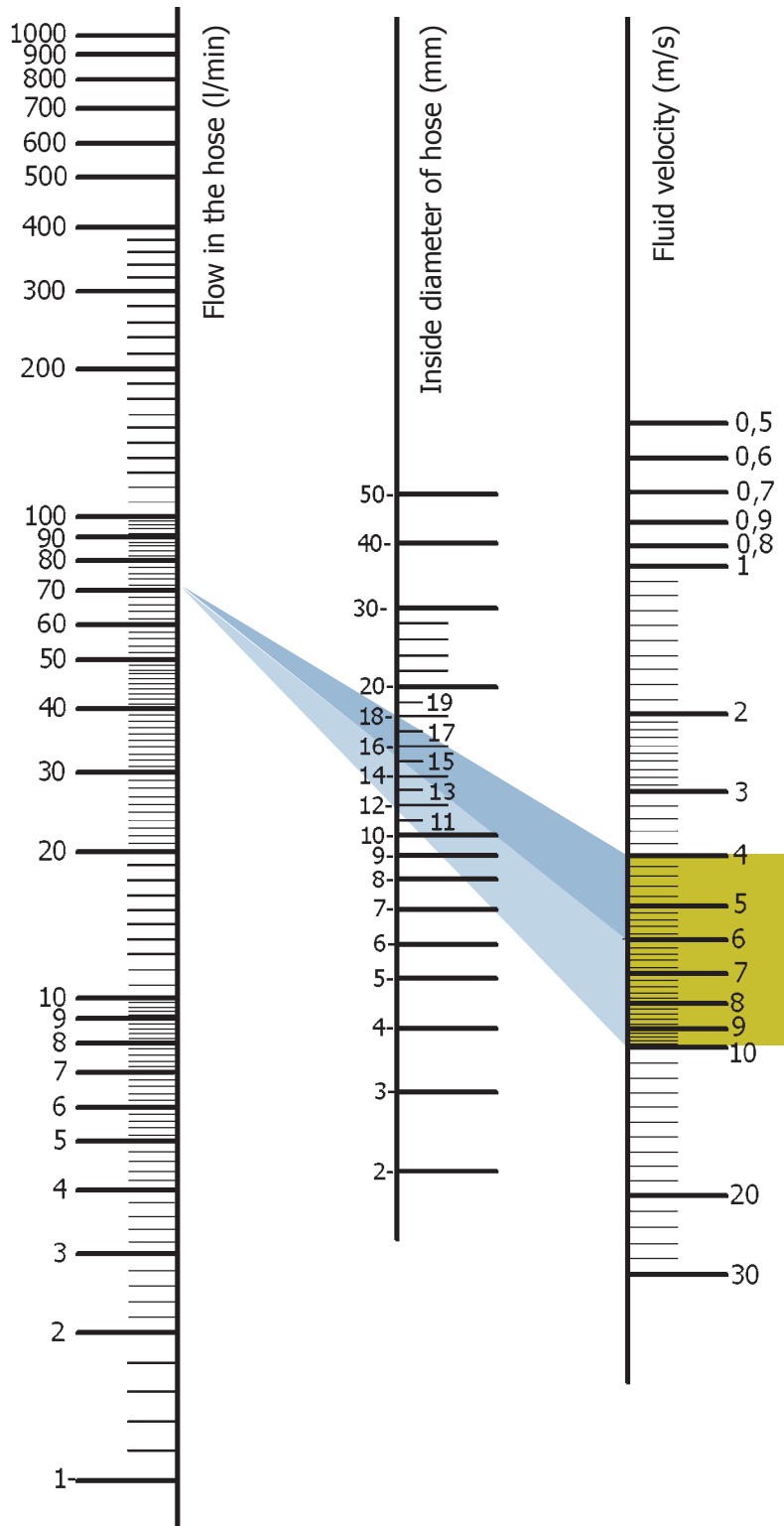
TAIPAN
Hydraulic Hose Systems

SECTION 7
TECHNICAL INFORMATION



Hose Flow Chart

How to use this chart: Determine the proper flow rate that your system requires, then connect a straight edge from the selected flow rate to the recommended velocity range. The required hose I.D. will appear at the intersection of the straight edge and the centre column. If the straight edge passes through the scale between sizes listed, use the next largest I.D. hose.



Flange & Adaptor Torque Recommendation

For DIN 2353 12°, 30° and Universal Inverted Cone

Size O.D mm		Ft. Lbs.		Newton-meters	
Light Series Tube	Heavy Series Tube	Min.	Max.	Min.	Max.
-6	-	7	15	10	20
-8	-	15	26	20	35
-10	-8	18	30	25	40
-12	-10	22	33	30	45
-14	-12	26	37	35	50
-15	-14	30	52	40	70
-	-16	30	52	40	70
-18	-	44	74	60	100
-22	-20	59	89	80	120
-28	-25	74	111	100	150
-	-30	74	162	150	220
-35	-	133	184	180	250
-42	-38	148	221	200	300

For BSP 30° Inverted Cone

Size		Ft. Lbs.		Newton-meters	
Dash	Inch	Min.	Max.	Min.	Max.
-2	1/8	7	9	9	12
-4	1/4	11	18	15	24
-6	3/8	19	28	26	38
-8	1/2	30	36	41	49
-10	5/8	37	44	50	60
-12	3/4	50	60	68	81
-16	1	79	95	107	129
-20	1 1/4	127	152	172	206
-24	1 1/2	167	190	226	258
-32	2	262	314	355	426

For Flat-Face O'Ring Seal (Steel)

Size		Ft. Lbs.		Newton-meters	
Dash	Inch	Min.	Max.	Min.	Max.
-4	1/4	18	20	25	28
-6	3/8	29	32	40	44
-8	1/2	41	45	55	61
-10	5/8	44	49	60	66
-12	3/4	66	73	90	99
-16	1	92	101	125	138
-20	1 1/4	125	138	170	187
-24	1 1/2	147	162	200	220

For 4-Bolt Flange Connections

Bolt Size	Line Size	Torque Nm	Torque Lb-Ft
.31	-8	23	17
.38	-12	35	26
.44	-16	58	43
.50	-20	88	65
.63	-24	176	130
.75	-32	298	220

Notes:

1. The 4-bolt flange seal is a face seal. The shoulder which contains the seal must fit squarely against the mating surface and be held there with even tension on all bolts.
2. Torque values apply to plated bolts and bolts with light engine oil.
3. Lubricate o-ring with a light oil (SAE 10W or 20W) before assembly.
4. Finger tighten all four bolts making sure the flange and fitting shoulder are started square.
5. Tighten all bolts evenly by partially tightening each bolt and repeating the sequence until all bolts are tightened to the specific torque in the table.

Maximum Recommended Torque for Dry NPTF (Tapered) Pipe Threads*

Size	Ft-Lbs.	Newton-Meters
2	20	25
4	25	35
6	35	45
8	45	60
12	55	75
16	65	90
20	80	110
24	95	130
32	120	160

*Notes:

1. The torque values obtained from tightening pipe threads can vary considerably depending on thread condition. Adequate sealing can occur at values much lower than the maximum values listed above. Only enough torque to achieve adequate sealing should be applied.
2. When using a male tapered pipe thread with a female straight or parallel pipe thread, maximum values are 50% of those listed in the table.
3. If thread sealant is used, maximum values shown should be decreased by 25%.

Flange & Adaptor Torque Recommendation

For 37° & 45° (Machined or Flared)

Size		Steel				Brass			
Dash	Inch	Ft. Lbs.		Newton-meters		Ft. Lbs.		Newton-meters	
		Min.	Max.	Min.	Max.	Min.	Max.	Min.	Max.
-4	1/4	10	11	13	15	5	6	6 3/4	9
-5	5/16	13	15	18	20	7	9	10	13
-6	3/8	17	19	23	26	12	15	17	20
-8	1/2	34	38	47	52	20	24	27 2/3	33
-10	5/8	50	56	69	76	34	40	46 1/3	55
-12	3/4	70	78	96	106	53	60	72 1/3	82
-16	1	94	104	127	141	74	82	100 1/2	111
-20	1 1/4	124	138	169	188	75	83	101 1/2	113
-24	1 1/2	156	173	212	235	79	87	107	118
-32	2	219	243	296	329	158	175	214	237

For SAE O-Ring Boss (Steel)

Size		Ft. Lbs.		Newton-meters		Ft. Lbs.		Newton-meters	
Dash	Inch	Min.	Max.	Min.	Max.	Min.	Max.	Min.	Max.
-3	3/16	-	-	-	-	8	10	11	13
-4	1/4	14	16	20	22	14	16	20	22
-5	5/16	-	-	-	-	18	20	24	27
-6	3/8	24	26	33	35	24	26	33	35
-8	1/2	37	44	50	60	50	60	68	78
-10	5/8	50	60	68	81	72	80	98	110
-12	3/4	75	83	101 1/2	113	125	135	170	183
-14	7/8	-	-	-	-	160	180	215	245
-16	1	111	125	150	170	200	220	270	300
-20	1 1/4	133	152	180	206	210	280	285	380
-24	1 1/2	156	184	212	250	270	360	370	490



Adaptor Pressure Rating Chart

JIC - UNO - NPT SAE J514							Flange SAE J518		
SAE Dash Size	Nom Tube O.D	Straight Thread Size	Nom Pipe Size	Rigid SAE Threads Unions and Bulkheads PSI (JICM)	Adjustable SAE Threads and Female Swivels PSI (JICF)	Fittings with Pipe Threads PSI (NPT)	SAE Dash Size	Code 61 Flange (J518) PSI	Code 62 Flange (J518) PSI
-2	0.125	5/16-24	1/8	5000	5000	5000	-2		
-3	0.188	3/8-24	1/8	5000	5000	5000	-3		
-4	0.25	7/16-20	1/8	5000	4500	5000	-4		
-5	0.313	1/2-20	1/8	5000	4000	5000	-5		
-6	0.375	9/16-18	1/4	5000	4000	4000	-6		
-8	0.5	3/4-16	3/8	4500	4000	3000	-8	5000	6000
-10	0.625	7/8-14	1/2	3500	3000	3000	-10		
-12	0.75	1-1/16-12	3/4	3500	3000	2500	-12	5000	6000
-14	0.875	1-3/16-12	3/4	3000	2500	2500	-14		
-16	1	1-5/16-12	1	3000	2500	2000	-16	5000	6000
-20	1.25	1-5/8-12	1-1/4	2500	2000	1150	-20	4000	6000
-24	1.5	1-7/8-12	1-1/2	2000	1500	1000	-24	3000	6000
-32	2	2-1/2-12	2	1500	1125	1000	-32	3000	6000

ORFS - ISO8434-3				Metric L/S - ISO8434		BSPP - ISO8434-6			
Tube O.D		ORFS M & F Nonadjustable PSI	ORFS M & F Adjustable (Positional Fittings) (PSI)	DIN (L) Cone & Cutting Ring ISO8434 (BAR)	DIN (S) Cone & Cutting Ring ISO8434 (BAR)	Nom Tube O.D	Thread size	60 Degree Cone - With O'Ring BSPP (BAR)	60 Degree Cone - Without O'Ring BSPP (BAR)
6	1/4	9135	5800	250	630	6	1/8	-	350
8	5/16	9135	5800	250	630	8	1/4	400	350
10	3/8	9135	5800	250	630	10	3/8	400	350
12	1/2	9135	5800	250	400	12	1/2	350	315
16	5/8	9135	5800	250	400	16	5/8	350	315
20	3/4	5800	5800	160	400	20	3/4	315	250
22	7/8	5800	5075	160	400				
25	1	5800	5075	100	250	25	1	250	200
30	1 1/4	3625	3625	100	250	32	1-1/4	200	160
38	1 1/2	3625	3625	100	250	38	1-1/2	160	125
50	N/A	N/A	N/A	100	250	50	2	125	80

Notes:

- Working pressures given are for low carbon steel fittings only.
- Proof pressure is twice working pressure.
- Burst pressure is 4 x working pressure.
- Cyclic endurance is tested at 133% of working pressure for 1 million cycles IAW J343.

TECHNICAL INFO
Adaptor Pressure Rating Chart

Hose Assembly Instructions

1 - Select the correct hose tail series for the intended hose:

100R1	"D" reusables & "K" series permanent crimp
100R2	"D" reusables & "K" series permanent crimp
100R5	"DF" reusables, "F" series & "K" series permanent crimp
100R6	"H" series push on tails
100R7	"J" series one piece permanent crimp
100R8	"J" series one piece permanent crimp
100R12	"L" series one piece permanent crimp
100R13	"N" series one piece permanent crimp
100R14	"C" series one piece permanent crimp
100R15	"N" series one piece permanent crimp, -06 & -08 "L" series, -32 "NP" series
100R16	"K" series permanent crimp
100R17	"K" series permanent crimp
100R19	"K" series permanent crimp

2 - Mark insertion depth on hose with suitable marker

Hose dash size	Insertion depth in mm				
	A	K	L	M	N
-4	37	21			
-5		24			
-6	40	29	27		
-8	40	33	32		
-10	40	40	33	47	
-12	40	38	37	48	56
-16	43	44	44	51	59
-20		48	46	64	71
-24		37	59	62	
-32		46	62	73	

Step 1



Step 2



3 - Lubricate if necessary with either Rubber Grease Castrol GRR(B) or clean SAE30 engine oil

Do not use lubricant on multispiral hose

4 - Insert hose into fitting to depth indicated above

5 - Set press to dimension required (crimp charts can be downloaded from the resources page on our website).

6a - For K, L & N series fittings, insert hose and tail into press so entire shell is inside the die set

Crimp to desired dimension
Remove and check final crimp size (must be within ± 0.25 mm of designated dimension)
(Diameter is to be measured at the centre of the shell)

6b - C & J series require a bump to be left on the top closest to the nut

Refer to current crimp chart for crimp length - head to www.taipan.com.au/resources/

6c - For D & DF series reusables

Cut hose to length
Screw socket onto hose in counter clockwise direction until hose bottoms out
Back off 1/2 turn
Dip hose end into SAE30 engine oil or similar heavy oil, Rubber grease may also be used
Screw tail into shell until the Hex on the nipple rests against the shoulder on the shell

7 - Clean hose using Polyshot or similar cleaner and ensure there are no foreign objects left in the hose

Note: for stainless steel Dow Corning Molykote G-N or equivalent lubricant must be used or thread will seize.



Conversion Factors

Multiply	By	To Obtain	Example
Pressure			
Pound/Inch sq (psi)	0.069	Bar	100 PSI by 0.069 = 6.895 bar
Pound/Inch sq (psi)	0.070	Kilogram/centimetre sq	100 PSI by 0.070 = 7.031 Kg/cm
Pound/Inch sq (psi)	6.895	kilopascal (Kpa)	100 PSI BY 6.895 = 689.476 Kpa
Pound/Inch sq (psi)	0.007	Megapascal (Mpa)	100 PSI by 0.00689 = 0.689 Mpa
Velocity			
Inch/min	25.4	Millimetre/min	10 Inch/min by 25.4 = 254 mm/min
Foot/min	0.305	Metre/min	10 Foot/min by 0.3048 = 3.048 Metres/min
Mile/Hour	1.609	Kilometre/hr	10 MPH by 1.609 = 16.093 km/hr
Gallons/min U.K.	4.546	Litre/min	10 GPM (U.K.) by 4.546 = 45.460 L/min
Gallons/min U.S.	3.785	Litre/min	10 GPM (U.S.) by 3.785 = 37.854 L/min
Linear			
Inch (ins)	25.4	Millimetre (mm)	1 5/16 ins to 1.3125 ins by 25.4 = 33.334 mm
Foot(ft)	0.305	Metre (M)	3 ft 6 ins to 3.5 ft by 0.305 = 1.07 Metres
Area			
Square Inch	645.16	Square Millimetre	10 sq ins by 645.16 = 6,4516 sq mm
Square Foot	0.093	Square Metre	10 sq ft by 0.093 = 0.93 sq m
Volume			
Gallons U.K.	277.42	Cubic Inches	10 U.K. gals by 277.42 = 2,774.2 cu in
Gallons U.S.	231.000	Cubic Inches	10 U.S. gals by 231 = 2,310 cu in
Cubic Inches	16.387	Cubic Centimetres	54.5 cu ins by 16.387 = 893.095 cu in
Cubic Inches	0.016	Litre	1,000 cu ins by 0.016 = 16,387 Litres
Gallons U.K.	4.546	Litre	10 U.K. gals by 4.546 = 45.461 Litres
Gallons U.S.	3.785	Litre	10 U.S. gals by 3.785 = 37.854 Litres
Mass & Density			
Pound (avoirdupois)	0.454	Kilogram	10 pounds by 0.454 = 4.536 kg
Ton (long 2,240 lb)	1.016	Tonne	10 ton by 1.016 = 10.016 tonnes
Ton (short 2,000 lb)	0.907	Tonne	10 ton by 0.907 = 9.072 tonnes
Ton (metric)	1.000	Tonne	10 ton by 1.0 = 10.0 tonnes
Force			
Kilogram-force	9.80665	Newton (N)	10 kilogram-force by 9.80665 = 98.0665 N
Torque			
Pound -Inch	0.113	Newton-Metre (Nm)	10 pound-in by 0.113 = 1.130 Nm
Pound-Foot	1.356	Newton-Metre (Nm)	10 pound-ft by 1.356 = 13.559 Nm
Power			
Horsepower (hp)	0.746	kilowatt (kW)	10 hp by 0.746 = 7.457 kW
Temperature			
Degrees Fahrenheit	(°F-32)/1.8	Degrees Celsius	(100 °F-32) divide by 1.8 = 37.778°C
Degrees Celsius	1.8 °C + 32	Degrees Fahrenheit	(1.8 by 100 °C) plus 32 = 212 °F

TECHNICAL INFO
Standards & Certification

Standards & Certifications of Product

TAIPAN HOSE RANGE	SAE	USCG	ISO	DNV	EN / DIN	MSHA	BV	LR	MED	MA	API	KR	ABS	DOT	GL
HOSE SIZES															
100R1	SAE J517		ISO6805			X		X				X	X		
100R2	SAE J517		ISO6805		EN853	X		X				X	X		
100R2GP	SAE J517														
100R2H	SAE J517				EN853	X									
100R2J															
100R4	SAE J1527 TYPE A														
100R5H	SAE J517													X	
100R6	SAE J517					X									
100R6 (FC332)	SAE J517												X		
100R6H	SAE J517					X									
100R7	SAE J517		ISO3949-R7		EN855										
100R7NC	SAE J517		ISO3949-R7		EN855										
100R8	SAE J517		ISO3949-R8		EN855										
100R8NC	SAE J517		ISO3949-R8		EN855								X		
100R12	SAE J517			X	EN856	X							X		
100R12SF	SAE J517			X	EN856	X		X					X		
100R12SF	SAE J517			X		X	X								
100R13	SAE J517					X		X				X	X		
100R14	SAE J517														
100R15	SAE J517		ISO3862		EN856	X									
100R15	SAE J517			X	EN856	X		X	X				X		
100R16	SAE J517					X		X							
100R16GP	SAE J517				EN857	X									
100R16H	SAE J517			X	EN857	X									
100R16TW			ISO11237		EN857		X								
100R17	SAE J517					X									
100R18TW	SAE J517		ISO3949-R18												
100R19	SAE J517			X		X									
GH506			ISO3862	X	EN856 T TYPE 45H	X									
MUD HOSE															7K
100R2PWH					EN7751 / 1829-1										
SAE188	SAE188														
TX2	SAE J517			X	EN857	X							X		
TX4000	SAE J517			X	EN856	X			X				X		
TX6000	SAE J517		ISO1875E-CC			X									X



Metric Thread Chart

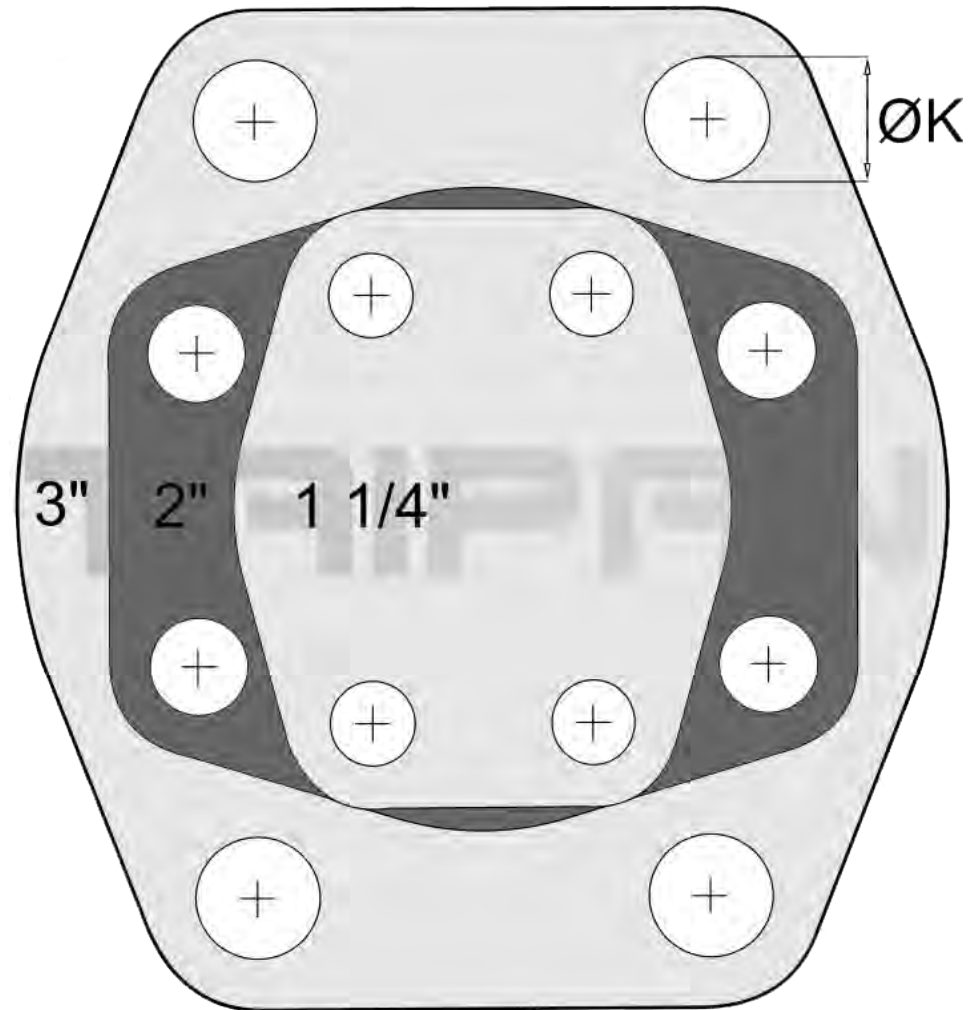
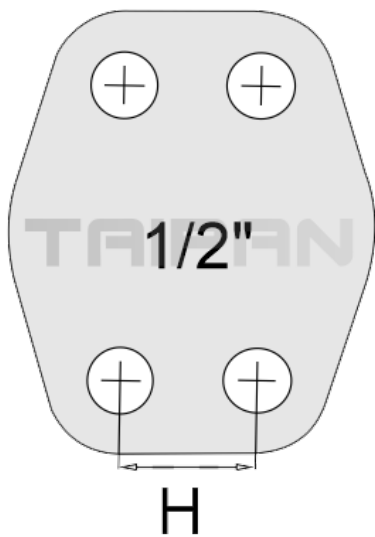
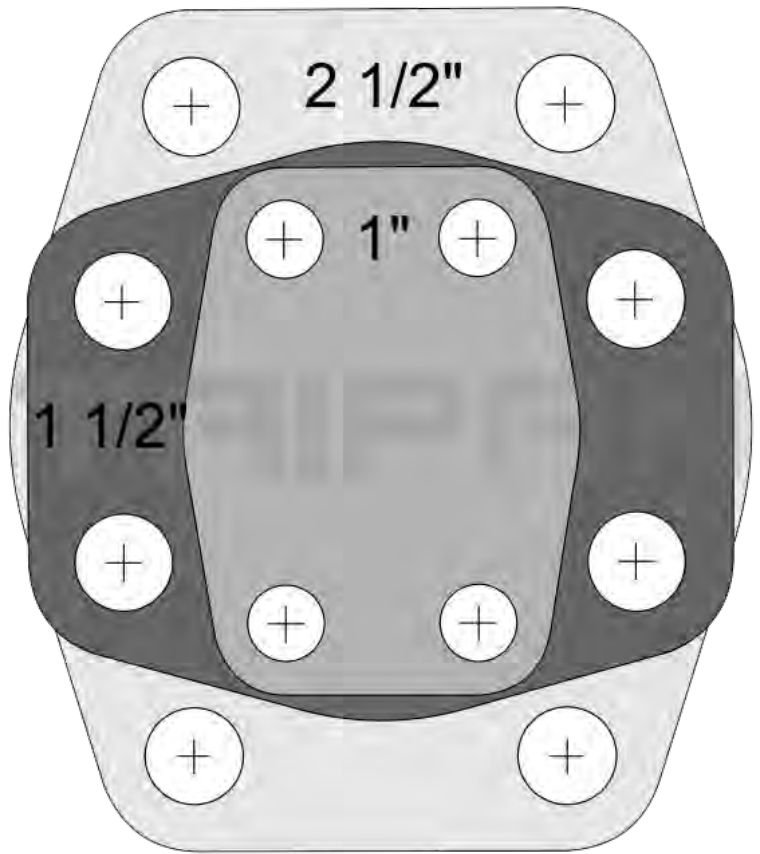
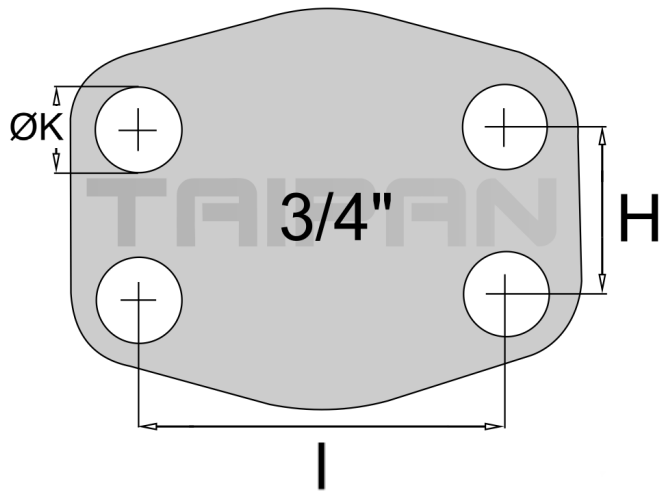
SEAL	30° FLARE	24° CONE	24° CONE	24° CONE	24° CONE	60° CONE
Measure the tube seat						
O.D PITCH	KOMATSU	DIN L LIGHT	DIN S HEAVY	FRENCH GAZ	ISO	DIN 7631
M12 x 1.5		-6				-6
M14 x 1.5	-4	-8	-6			-8
M16 x 1.5		-10	-8			-10
M18 x 1.5	-6	-12	-10			-12
M20 x 1.5			-12	-13	-14	
M22 x 1.5	-8	-15	-14			-15
M24 x 1.5	-10		-16	-17		
M26 x 1.5		-18				-18
M27 x 1.5					-18	
M30 x 1.5	-12			-21	-22	-22
M30 x 2		-22	-20			
M33 x 1.5	-16				-25	
M33 x 2						
M36 x 1.5	-20			-27	-28	
M36 x 2		-28	-25			
M38 x 1.5						-28
M39 x 1.5					-30	
M39 x 2						
M42 x 1.5	-24				-32	
M42 x 2			-30			
M45 x 1.5				-33	-35	-35
M45 x 2		-35				
M48 x 1.5					-38	
M52 x 1.5				-42	-40	-42
M52 x 2		-42	-38			

Procedure for Identifying Metric Threads

- MALES -	- FEMALES -
<ol style="list-style-type: none"> 1) Measure pitch 2) Measure outside diameter 3) Measure the tube seat 4) Refer to the above chart 	<ol style="list-style-type: none"> 1) Measure pitch 2) Measure inside diameter 3) Add pitch to I.D = Male O.D 4) Measure the tube seat 5) Refer to the above chart

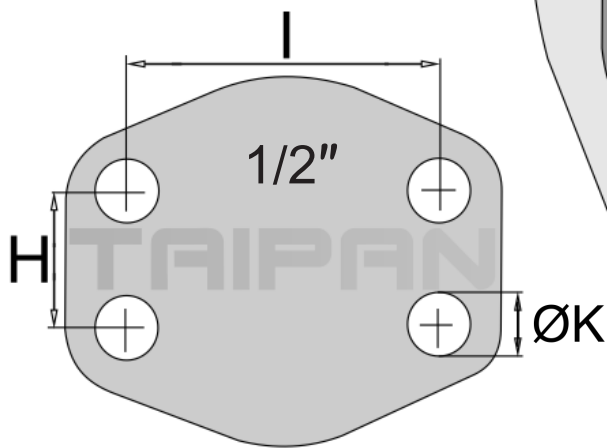
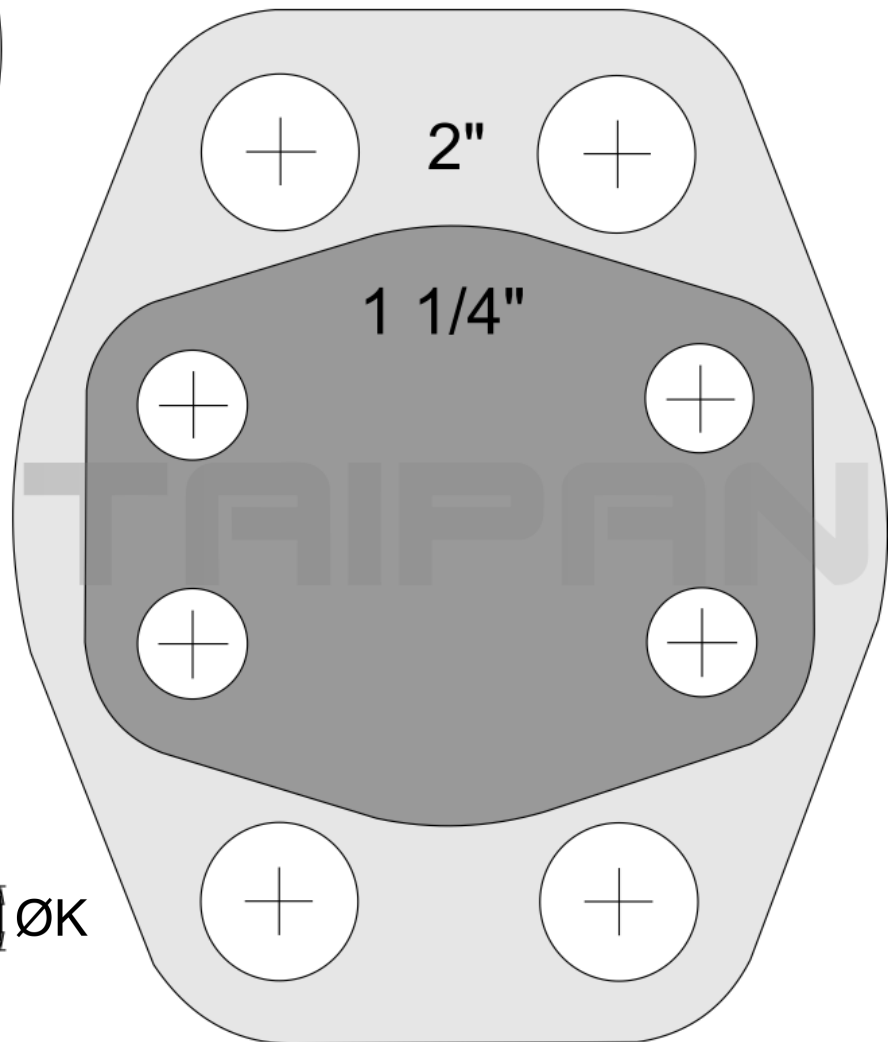
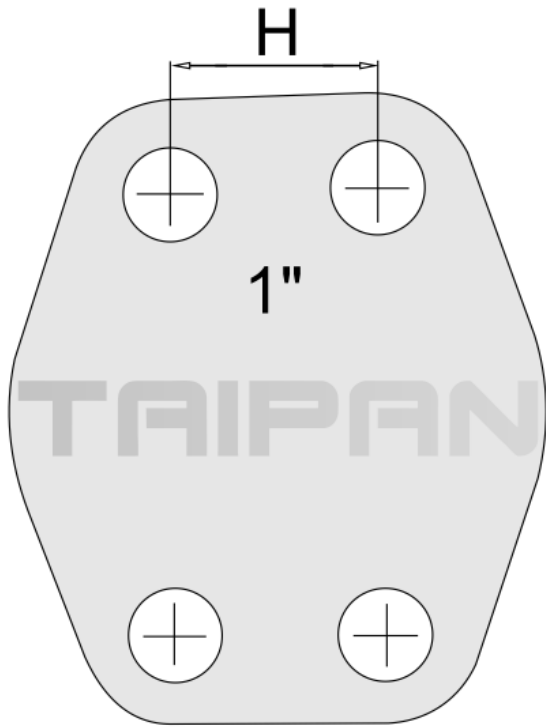
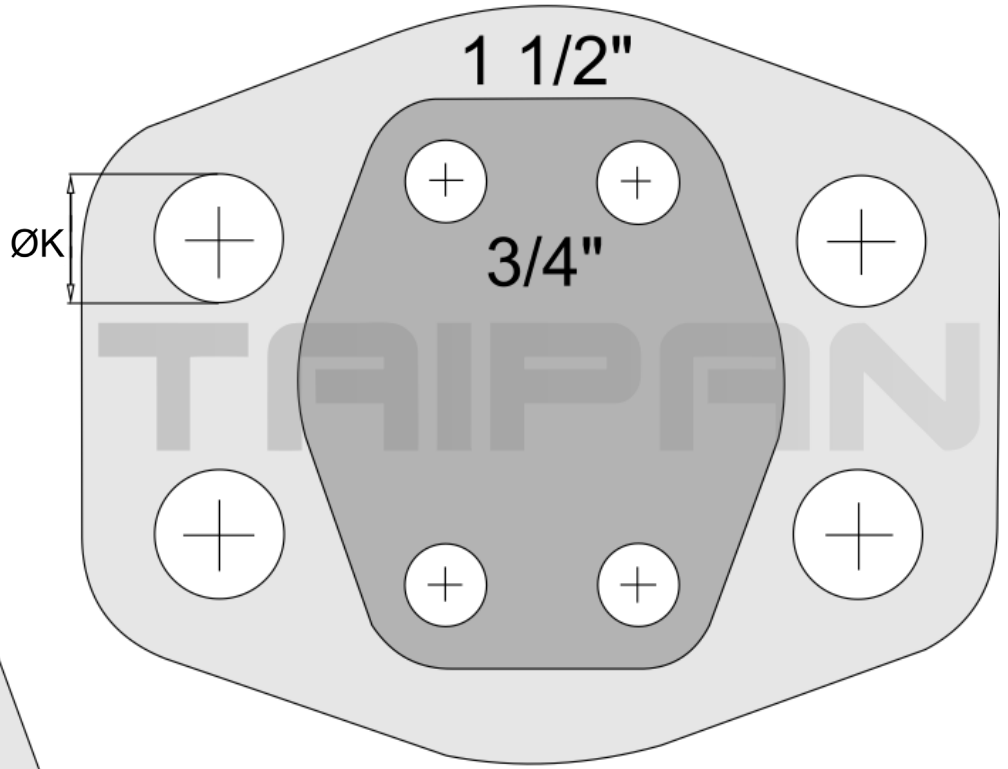
3000 PSI Code 61 Flange Profile/Sizes

Size	H	I	Ø Screw Hole	Ø Threads
1/2"	17.5	38.1	8.7	M8 - 5/16
3/4"	22.3	47.6	10.9	M10 - 3/8
1"	26.2	52.4	10.5	M10 - 3/8
1 1/4"	30.2	58.7	11.8	M10 - 7/16
1 1/2"	35.7	69.9	13.4	M12 - 1/2
2"	42.9	77.8	13.4	M12 - 1/2
2 1/2"	50.8	88.9	13.4	M12/M14 - 1/2
3"	61.9	106.4	17.4	M16 - 5/8
4"	77.8	130.2	17	M16 - 5/8



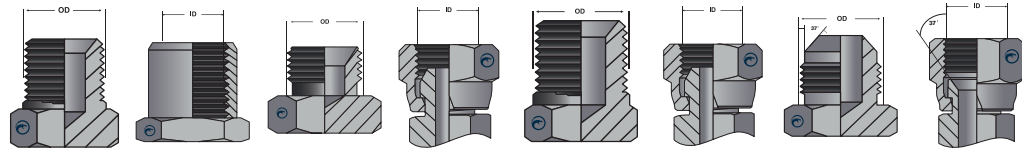
6000 PSI Code 62 Flange Profile/Sizes

Size	H	I	Ø Screw Hole	Ø Threads
1/2"	18.5	40.5	8.7	M8 - 5/16
3/4"	23.8	50.8	10.5	M10 - 3/8
1"	27.8	57.2	12.2	M12 - 7/16
1 1/4"	31.8	66.6	14.9	M12/M14 - 1/2
1 1/2"	36.5	79.3	16.7	M16 - 5/8
2"	44.5	96.8	21.3	M20 - 3/4



Thread Identification Chart

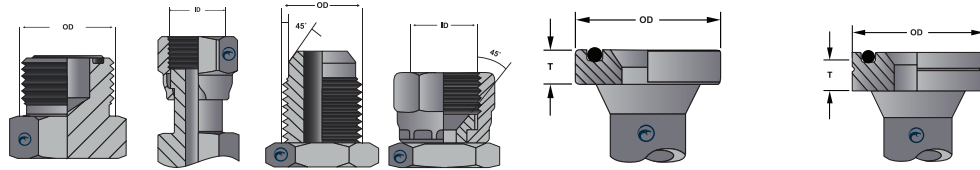
DASH SIZE	THREAD/ FLANGE SIZE	BSPT 60° CONE	BSPP ISO 8434-6	NPT NPSM- 60° CONE	JIC & UNO (UNF THREAD) SAE J514, ISO 8434-2 (UNF THREAD)
-----------	------------------------	------------------	--------------------	-----------------------	---



		MALE O.D (TPI) ISO 7-1	FEMALE I.D (TPI)	MALE O.D (TPI)	FEMALE I.D (TPI)	MALE O.D (TPI) ANSI B 1.20.3	FEMALE I.D (TPI)	MALE O.D (TPI)	FEMALE I.D (TPI)
-02	1/8	9.5 (28)	8.4 (28)	9.6 (28)	8.6 (28)	9.9 (27)	8.7 (27)		
-04	1/4	12.8 (19)	11.2 (19)	13.0 (19)	11.9 (19)	13.2 (18)	11.2 (18)		
-05	5/16							7.9 (24)	6.9 (24)
-06	3/8	16.3 (19)	14.7 (19)	16.5 (19)	15.2 (19)	16.6 (18)	14.7 (18)	9.5 (24)	8.5 (24)
-07	7/16							11.1 (20)	9.9 (20)
-08	1/2	20.4 (14)	18.3 (14)	20.8 (14)	19.1 (14)	20.6 (14)	17.8 (14)	12.7 (20)	11.4 (20)
-09	9/16							14.3 (18)	13.0 (18)
-10	5/8	22.5 (14)	20.6 (14)	22.8 (14)	20.8 (14)				
-11	11/16								
-12	3/4	25.9 (14)	23.9 (14)	26.3 (14)	24.6 (14)	26.0 (14)	23.4 (14)	19.1 (16)	17.5 (16)
-13	13/16								
-14	7/8							22.2 (14)	20.3 (14)
-16	1	32.6 (11)	29.7 (11)	33.1 (11)	30.7 (11)	32.5 (11.5)	29.5 (11.5)		
-17	1.1/16							27.0 (12)	24.9 (12)
-19	1.3/16							30.2 (12)	28.2 (12)
-20	1.1/4	41.1 (11)	38.6 (11)	41.8 (11)	39.4 (11)	41.2 (11.5)	38.1 (11.5)		
-21	1.5/16							33.3 (12)	31.2 (12)
-23	1.7/16								
-24	1.1/2	47.0 (11)	44.5 (11)	47.7 (11)	45.5 (11)	47.3 (11.5)	43.9 (11.5)		
-26	1.5/8							41.3 (12)	39.1 (12)
-27	1.11/16								
-30	1.7/8							47.6 (12)	45.5 (12)
-32	2	58.6 (11)	56.4 (11)	59.5 (11)	57.4 (11)	59.3 (11.5)	56.4 (11.5)		
-40	2.1/2	74.1 (11)	71.9 (11)	75.1 (11)	72.6 (11)	71.5 (8)	69.1 (8)	63.5 (12)	61.5 (12)
-48	3	86.6 (11)	84.6 (11)	87.9 (11)	85.4 (11)	87.3 (8)	84.8 (8)		

Thread Identification Chart

DASH SIZE	THREAD/ FLANGE SIZE	ORFS (UNF) ISO 8434-3	SAE 45 FLARE SAE J514	SAE CODE 61 SAE J518	SAE CODE 62 SAE J518
-----------	---------------------	-----------------------	-----------------------	----------------------	----------------------



		MALE O.D (TPI)	FEMALE I.D (TPI)	MALE O.D (TPI)	FEMALE I.D (TPI)	O.D	THICKNESS	O.D	THICKNESS
-02	1/8								
-04	1/4								
-05	5/16			7.9 (24)	6.8 (24)				
-06	3/8			9.5 (24)	8.4 (24)				
-07	7/16			11.1 (20)	9.9 (20)				
-08	1/2			12.7 (20)	11.4 (20)	30.2	6.73	31.7	7.75
-09	9/16	14.3 (18)	12.9 (18)						
-10	5/8			15.9 (18)	14.2 (18)	34.0	6.73		
-11	11/16	17.3 (16)	16.0 (16)						
-12	3/4			19.1 (16)	17.5 (16)	38.1	6.73	41.3	8.76
-13	13/16	20.6 (16)	19.1 (16)						
-14	7/8			22.2 (14)	20.6 (14)				
-16	1	25.4 (14)	23.6 (14)			44.5	8.00	47.6	9.53
-17	1.1/16			27.0 (14)	24.9 (14)				
-19	1.3/16	30.0 (12)	28.2 (12)						
-20	1.1/4					50.8	8.00	54.0	10.29
-21	1.5/16								
-23	1.7/16	36.3 (12)	34.3 (12)						
-24	1.1/2					60.3	8.00	63.5	12.57
-26	1.5/8								
-27	1.11/16	42.7 (12)	40.6 (12)						
-30	1.7/8								
-32	2	51.8 (12)	48.8 (12)			71.4	9.53	79.4	12.57
-40	2.1/2					84.1	9.53		
-48	3					101.6	9.53		

SECTION 8 PRODUCT FINDER INDEX



PRODUCT FINDER INDEX

HOSE

Single Wire Braid 13

SAE100R1.....13

Double Wire Braid 14

SAE100R2.....14

SAE100RGP.....14

SAE100R2H.....15

SAE100R19.....15

Compact Single Wire Braid 16

SAE100R17.....16

Compact Double Wire Braid 17

SAE100R16.....17

SAE100R16TW.....17

SAE100R16GP.....17

TX2.....18

SAE100R16H.....18

Four Wire Spiral 19

SAE100R12SF.....19

SAE100R12.....19

TX4000.....20

Four & Six Wire Spiral 21

SAE100R13.....21

SAE100R15.....21

TX6000.....22

Textile Braid 23

SAE100R6.....23

SAE100R6H.....23

Thermoplastic 24

SAE100R7 & SAE100R7TW.....24

SAE100R7NC & SAE100R7NCTW.....25

SAE100R8 & SAE100R8TW.....26

SAE100R8NC & SAE100R8NCTW.....27

SAE100R18TWT.....28

Accessory 29

100R1EO.....29

SAE100R17RFS.....29

SAE100R6RFS.....30

GH8.3.....30

SAE100R2J.....31

PSH1.....32

SAEJ188.....32

SAE100R14SB.....33

SAE100R14C.....33

SAE100R4.....34

SAE100R5H.....35

100R1PWH & 100R2PWH.....36

HOSE TAILS

Single & Double Wire Braid - K Series 57

Straight 57

BJ - BSP.....57

MBJ - Metric.....57

BF - BSP Female.....57

BFF - BSP Female FF.....58

BPM - BSPP Male.....58

BM - BSP Male.....59

BBPM - BSP Male.....60

F61 - SAE.....60

HJ - Hose Joiner.....61

JF - JIC Female.....61

JM - JIC Male.....63

IBF - JIS (BSP) Female.....63

KF - Komatsu Female.....64

KPI - Plug In Male.....64

LS - Life Saver.....65

MFF - Metric Female.....65

MF - Metric Female.....66

MM - Metric Male.....67

NF - NPT Female.....68

NM - Taper Male.....68

FO Female.....69

MO Male.....69

SF - SAE Female.....70

SPM - Stand Pipe Male.....70

PM - UNO Male.....70

PSW - UNO Male.....70

22.5 Degree.....71

F61 - SAE.....71

45 Degree 71

BF - BSP Female.....71

F61 - SAE.....72

JF - JIC Female.....72

MFF - Metric Female.....73

MF - Metric Female.....73

FO Female.....74

67.5 Degree 75

F61 - SAE.....75

90 Degree 75

BF - BSP Female.....75

F61 - SAE.....76

JF - JIC Female.....77

IBF - JIC (BSP) Female.....79

KF - Komatsu Female.....79

MFF - Metric Female.....80

MF - Metric Female.....80

FO Female.....81

KPSW Male.....82

SF - SAE Female.....82

SMP - Stand Pipe.....83

Single & Double Wire Braid Field Attachable 83

Straight 83

BF - BSP Female.....83

BM - BSP Taper Male.....84

JF - JIC Female.....84

JM - JIC Male.....85

IBF - JIS (BSP) Female.....85

LS - Life Saver.....85

FO - ORFS Female.....86

SF - SAE Female.....86

45 Degree 86

BF - BSP Female.....86

JF - JIC Female.....86

FO - ORFS Female.....87

90 Degree 87

BF - BSF Female.....87

JF - JIC Female.....87

IBF - JIS (BSP) Female.....88

FO Female.....89

Shell 89

D1/D2 Shells.....89



**Single & Double Wire
Braid Two Piece.....90**

Shell.....90
GN - 100R2 Shell.....90

**Suction Hose Low
Pressure.....91**

Straight.....91
BSPP - Female.....91
BSPP - Male.....91
BSPT - Male.....91
Code 61.....92
NPT - Male.....92
UNO - Male.....93
45 Degree.....93
Code 61.....93
90 Degree.....93
BSPP - Female.....93
BSPP - Male.....94
BSPT - Male.....94
Code 61.....95
UNO - Male.....95
Tee Piece.....95
LPT x LPT x BSPP - Female.....95

**SAE100R5 Field
Attachable.....96**

Straight.....96
JF - JIC Female.....96
NM - NPT Male.....96
FO - Female.....97
SF - SAE Female.....97
45 Degree.....97
JF - JIC Female.....97
SF - SAE Female.....97
90 Degree.....98
JF - JIC Female.....98
SF - SAE Female.....98

**SAE100R5 Crimp
Hose Tails.....99**

Straight.....99
JF - JIC Female.....99
NM - NPT Male.....99
BF - BSP Female.....99
BM - BSP Male.....100
45 Degree.....100
JF - JIC Female.....100
90 Degree.....100
JF - JIC Female.....100

**SAE100R6 Textile
Braid.....101**

Straight.....101
MBJ - Banjo.....101
BF - BSF Female.....101
BM - BSP Male.....101
HJ - Hose Joiner.....102
JF - JIC Female.....102
JM - JIC Male.....102
SF - SAE Female.....103
NM - NPT Male.....103
90 Degree.....103
BF - BSP Female.....103
JF - JIC Female.....104

**SAE100R7, SAE100R8,
SAE100R18
Thermoplastic.....105**

Straight.....105
BF - BSP Female.....105
BM - BSPT Male.....105
IBF - JIC (BSP) Female.....105
JF - JIC Female.....106
JM - JIC Male.....106
KF - Komatsu Female.....106
MM - Metric Male.....107
NM - NPT Male.....107
MF - Metric Female.....108
FO - Female.....108
SP - Stand Pipe.....108
45 Degree.....109
BF - BSP Female.....109
JF - JIC Female.....109
MF - Metric Female.....109
FO - Female.....110
SP - Stand Pipe.....110
90 Degree.....110
BF - BSP Female.....110
JF - JIC Female.....110
MF - Metric Female.....111
FO - Female.....111
SP - Stand Pipe.....112

**SAE100R12 Four Wire
Spiral.....113**

Straight.....113
BF - BSP Female.....113
BPM - BSP Male.....114
BM - BSP Male.....114
F61 - SAE.....115
F62 - SAE.....115
HJ - Hose Joiner.....116
JF - JIC Female.....116
JM - JIC Male.....117

IBF - JIS (BSP) Female.....118
KF - Komatsu Female.....118
LS - Life Saver.....118
MF - Metric Female.....119
MM - Metric Male.....120
NM - Taper Male.....120
FO - Female.....120
MO - Male.....121
SF - SAE Female.....121
22.5 Degree.....122
F61 - SAE.....122
30 Degree.....122
F61 - SAE.....122
45 Degree.....123
BF - BSP Female.....123
F61 - SAE.....123
F62 - SAE.....124
JF - JIC Female.....124
MF - Metric Female.....125
FO - Female.....125
60 Degree.....126
F61 - SAE.....126
67.5 Degree.....126
F61 - SAE.....126
90 Degree.....127
BF - BSP Female.....127
F61 - SAE.....127
F62 - SAE.....128
JF - JIC Female.....129
KF - Komatsu Female.....130
MF - Metric Female.....130
FO - Female.....131
110 Degree.....131
F61 - SAE.....131

**SAE100R13,
SAE100R15 Four & Six
Wire Spiral.....133**

Straight.....133
HU - 1502 Male+Female.....133
BF - BSP Female.....133
BF - RB BSP Female.....133
BM - BSP Male.....134
F61 - SAE.....134
F62 - SAE.....135
FC62 - Cat Flange.....135
Letournau Flange.....136
HJ - Hose Joiner.....136
JF - JIC Female.....136
JM - JIC Male.....137
KF - Komatsu Female.....137
MF - Metric Female.....137
MM - Metric Male.....138
NF - NPT Female.....138

NM - Taper Male.....	138
FO Female.....	139
FT - Taper Flange.....	139
15 Degree.....	139
TF - Taper Flange.....	139
22.5 Degree.....	140
F61 - SAE.....	140
FC62 - Cat Flange.....	140
30 Degree.....	140
F61 - SAE.....	140
FC62 - Cat Flange.....	141
F62 - SAE.....	141
45 Degree.....	141
BF - BSP Female.....	141
F61 - SAE.....	142
F62 - SAE.....	142
FC62 - CAT Flange.....	142
FT - Taper Flange.....	143
JF - JIC Female.....	143
MF - Metric Female.....	144
FO Female.....	144
60 Degree.....	144
F61 - SAE.....	144
F62 - SAE.....	145
FC62 - CAT Flange.....	145
67.5 Degree.....	145
F61 - SAE.....	145
FC62 - CAT Flange.....	145
70 Degree.....	146
FT - Taper Flange.....	146
90 Degree.....	146
BF -BSP Female.....	146
F61 - SAE.....	146
F62 - SAE.....	147
FC - CAT Flange.....	148
LT - Letournau Flange.....	148
FT - Taper Flange.....	148
JF - JIC Female.....	149
MF - Metric Female.....	149
FO Female.....	149
105 Degree.....	150
FT - Taper Flange.....	150
110 Degree.....	150
F61 - SAE.....	150
F62 - SAE.....	151

SAE100R14 Stainless PTFE..... 151

Straight.....	151
JF - JIC Female.....	151
SF - SAE Female.....	151
45 Degree.....	152
JF - JIC Female.....	152
90 Degree.....	152
JF - JIC Female.....	152

Waterblast..... 153

One & Two Piece Straight.....	153
KA - Karcher 2P.....	153
KA - Karcher.....	153

Grease Hose Field Attachable..... 154

Straight.....	154
BF - BSP Female.....	154
BM - BSP Male.....	154
JF - JIC Female.....	154
SP - Stand Pipe Male.....	154
45 Degree.....	154
SP - Stand Pipe Male.....	154
90 Degree.....	155
JF - JIC Female.....	155
SP - Stand Pipe Male.....	155
Shell.....	155
Grease Shell.....	155

Grease Hose Tails - Crimp On..... 156

Straight.....	156
BF - BSP Female.....	156
JF - JIC Female.....	156
FO Female.....	156
MF - Metric Female.....	156
SP - Stand Pipe Male.....	156
45 Degree.....	157
MF - Metric Female.....	157
SP - Stand Pipe Male.....	157
90 Degree.....	157
BF - BSP Female.....	157
JF - JIC Female.....	157
MF - Metric Female.....	158
SP - Stand Pipe Male.....	158

ADAPTORS

Straight..... 179

Banjo x JIC.....	179
BSP Banjo x JIC.....	179
Metric Banjo x JIC.....	179
Banjo Bolts BSPP.....	179
Banjo Bolts Metric.....	180

Bulkhead..... 180

BSP Male.....	180
BSPP Male x JIC Male.....	181
JIC Male.....	181
JIC Male x NPT Female.....	181
ORFS Male.....	181

Bulkhead Nut..... 182

BSPP.....	182
JIC.....	182
ORFS.....	182

Flange..... 182

Code 61 x BSPP Male.....	182
Code 61 x JIC Male.....	183
Code 62 x JIC Male.....	183
Code 62 x ORFS Male.....	184

Male/Female Solid..... 184

BSPP Female x JIS BSPP Male.....	184
BSPP Female x BSPP Male.....	184
BSPP Male x JIC Female.....	184
BSPT Female x BSPT Male.....	185
BSPT Female x JIC Male.....	185
BSPT Female x UNO Male.....	186
BSPT Male x NPT Female.....	186
BSPT Male x UNO Female.....	186
JIC Female x JIC Male.....	186
JIC Female x JIC Male Orifice.....	187
JIC Male x NPT Female.....	187
Metric Female x JIS BSP Male.....	188
NPT Female x NPT Male.....	188
UNO Female x UNO Male.....	188

Female Swivel/Female Solid..... 188

JIC Female x JIC Female.....	188
BSPP Female x BSPT Female.....	189
JIC Female x NPT Female.....	189

Male/Female Swivel..... 189

BSPP Female x BSPP Male.....	189
BSPP Female x BSPT Male.....	190
BSP Female x JIC Male.....	190
BSPP Female x UNO Male.....	191
BSPP Male x JIC Female.....	191
BSPP Male x ORFS Female.....	192
BSPT Male x JIC Female.....	192
BSPT Male x ORFS Female.....	192
JIC Female x JIC Male.....	193
JIC Female x NPT Male.....	193
JIC Female x ORFS Male.....	193
JIC Female x UNO Male.....	194
JIC Male x ORFS Female.....	194
ORFS Male x ORFS Female.....	194
NPT Female x NPT Male.....	194

Nipple..... 195

BSPP Male x BSPP MALE.....	195
BSPP Male x BSPT Male.....	195
BSPP Male x JIC Male.....	196
BSPP Male x JIS Male Komatsu.....	197
BSPP Male x JIC Male Extended.....	198
BSPP Male x NPT Male.....	198
BSPP Male x ORFS Male.....	198
BSPT Male X BSPT Male.....	199
BSPT Male x JIC Male.....	200
BSPT Male x JIS Male Komatsu.....	201
BSPT Male x JIS Metric Male.....	201
BSPT Male x NPT Male.....	202
BSPT Male x ORFS Male.....	202
BSPT Male x SAE Male.....	202
BSPT Male x UNO Male.....	202



JIS Imperial x JIC Male.....	203
JIC x JIS Komatsu Male.....	203
JIC Male x JIC Male.....	203
JIC Male x Metric Male.....	204
JIC Male x NPT Male.....	205
JIC Male x ORFS Male.....	206
JIC Male x UNO Male.....	206
JIC Male x UNO Male Extended.....	208
Metric Male x ORFS Male.....	208
NPT Male x NPT Male.....	208
ORFS Male x ORFS Male.....	209
SAE Male x NPT Male.....	209
SAE Male x SAE Male.....	209
UNO Male x ORFS Male.....	210

Reducing Bush..... 210

BSPP Female x BSPP Male.....	210
BSPT Female x BSPP Male.....	211
BSPT Female x BSPT Male.....	211
JIC Female x JIC Male.....	212
NPT Female x NPT Male.....	213
ORFS Female x ORFS Male.....	213

Socket..... 214

BSPP Female.....	214
BSPT Female.....	214
NPT Female.....	215
UNO Female.....	215

45 Degree Elbows..... 216

Elbow Block..... 216

BSPP Female x BSPT Male.....	216
BSPP Male x BSPT Male.....	216
BSPP Male x JIC Male.....	216
BSPT Female.....	217
BSPT Female x BSPT Male.....	217
BSPT Male.....	217
BSPT Male x JIC Male.....	218
BSPT Male x UNO Male.....	218
JIC Female x JIC Male.....	219
JIC Female x UNO Male.....	219
JIC Male x NPT Male.....	219
JIC Male x UNO Male.....	220
NPT Female.....	220
NPT Female x NPT Male.....	220
NPT Male.....	221
ORFS Female x ORFS Male.....	221
UNO Male x ORFS Male.....	221

Elbow Tube..... 221

Code 61 x JIC Male.....	221
Code 62 x JIC Male.....	222
Code 62 x ORFS Male.....	222
JIC Female x JIC Male.....	222

90 Degree Elbows..... 223

BulkHead..... 223

JIC Male x JIC Male.....	223
--------------------------	-----

Elbow Block..... 223

BSPP Female x BSPT Male.....	223
BSPP Female x UNO Male.....	223
BSPP Male x BSPT Male.....	224
BSPP Male x JIC Male.....	224
BSPP Male x ORFS Male.....	225
BSPT Female.....	225
BSPT Female x BSPT Male.....	226
BSPT Male.....	226
BSPT Male x JIC Female.....	227
BSPT Male x JIC Male.....	227
BSPT Male x UNO Male.....	228
JIC Female x JIC Male.....	228
JIC Female x UNO Male.....	229
JIC Male.....	229
JIC Male x Metric Male.....	230
JIC Male x NPT Male.....	230
JIC Male x UNO Male.....	231
JIS Female Komatsu x JIS Male Komatsu.....	232

JIS Imperial Female x JIS Imperial Male..... 232

NPT Female.....	232
NPT Female x NPT Male.....	232
NPT Swivel Female x NPT Male.....	233
NPT Male.....	233
NPT Male x ORFS Male.....	233
ORFS Female x ORFS Male.....	233
ORFS Male.....	234
SAE Female x SAE Male.....	234
UNO Male x ORFS Male.....	234

Elbow Block Long Drop..... 234

JIC Male x NPT Male.....	234
JIC Male x UNO Male.....	235

Elbow Tube..... 235

Code 61 x JIC Male.....	235
Code 62 x JIC Male.....	235
Code 62 x ORFS Male.....	236
JIC Female x JIC Male.....	236

Elbow Tube Long..... 236

Code 61 x JIC Male.....	236
Code 62 x JIC Male.....	236
JIC Female x JIC Male.....	237

Caps..... 237

BSPP Female.....	237
JIC Female Solid.....	237
JIC Female Swivel.....	238
JIS Female.....	238
JIS Metric Female Komatsu.....	238
ORFS Female.....	239

Cross..... 239

BSPT Female.....	239
JIC Male.....	239

Flange Block/ Side Port..... 239

Code 61..... 239

Blanking Plate.....	239
Blanking Plate - UNC.....	240
Flange Block x BSPP Female.....	240
Flange Block x BSPP - UNC Female.....	240
Flange Block x JIC Male.....	240
Code 61 x BSPP Female.....	241

Code 62..... 241

Blanking Plate.....	241
Blanking Plate - UNC.....	241
Flange Block x BSP Female.....	241
Flange Block x BSPP - UNC Female.....	241
Flange Block x UNO Female.....	242
Flange Block x JIC Male.....	242

Flange Clamps & Bolts..... 242

Bolt Set Code 61..... 242

Metric.....	242
UNC.....	242

Bolt Set Code 62..... 243

Metric.....	243
UNC.....	243

Clamps INC. Bolts..... 243

Code 61 UNC.....	243
Code 62 Metric.....	243

Clamps Only..... 244

Caterpillar.....	244
Code 61.....	244
Code 62.....	244
Caterpillar Spacing Ring.....	244

Plug..... 245

BSPP Male.....	245
BSPP Male Allen Head.....	245
BSPT Male.....	245
BSPT Male Counter Sunk.....	246
Code 61.....	246
Code 62.....	246
JIC Male.....	246
JIS - BSP Imperial Male.....	247
JIS - Metric Male.....	247
Metric Male.....	247
NPT Male.....	248
NPT Male Counter Sunk.....	248
ORFS Male.....	248
UNO Male Allen Head.....	249
UNO Male.....	249

Tee Piece..... 249

Branch Tee..... 249

BSPT Male x BSPT Male x BSPP Female.....	249
BSPP Female x BSPP Female x BSPT Male.....	250
JIC Male x JIC Male x BSPP Male.....	250
JIC Male x JIC Male x BSPT Male.....	250
JIC Male x JIC Male x JIC Female.....	250
JIC Male x JIC Male x JIC Bulkhead.....	251
JIC Male x JIC Male x NPT Male.....	251
JIC Male x JIC Male x UNO Male.....	251
NPT Female x NPT Female x NPT Male.....	252
NPT Male x NPT Male x NPT Female.....	252
ORFS Male x ORFS Male x ORFS Female.....	252
Equal Female.....	252
BSPP Female.....	252
BSPT Female.....	253
NPT Female.....	253
Equal Male.....	253
BSPT Male.....	253
JIC Male.....	254
NPT Male.....	254
ORFS Male.....	254
Run Tee.....	255
BSPP Female x BSPP Male x BSPP Male.....	255
BSPP Female x BSPT Male x BSPT Male.....	255
BSPP Male x BSPT Male x BSPT Male.....	255
BSPP Male x JIC Male x JIC Male.....	255
BSPT Female x BSPT Male x BSPT Female.....	256
BSPT Male x JIC Male x JIC Male.....	256
JIC Female x JIC Male x JIC Male.....	256
JIC Male Bulkhead x JIC Male x JIC Male.....	257
JIC Male x UNO Male x JIC Male.....	257
JIC Male x NPT Male x JIC Male.....	257
JIS Female Komatsu x JIS Male x JIS Male.....	258
NPT Female x NPT Male x NPT Female.....	258
ORFS Female x ORFS Male x ORFS Male.....	258
Test Tees.....	259
BSPP Female x BSPP Male x UNO Female.....	259

JIC Female x JIC Male x UNO Female.....	259
ORFS Female x ORFS Female x UNO Female.....	259

Tube Fittings Metric.....260

90 Degree Elbow Male/Female Swivel.....	260
Metric Female x Metric Male.....	260
90 Degree Elbow Male/Male.....	260
Metric Male x BSPP.....	260
Metric Male x BSPT.....	261
Metric Male x Male.....	262
Metric Male x UNO.....	262
Metric Male x Metric Taper Male.....	263
Blanking Plug.....	263
Metric.....	263
Bulkhead.....	264
Metric.....	264
Blanking Cap.....	265
Metric.....	265
Cutting Ring.....	265
Metric.....	265
Metric - Stainless Steel.....	266
Straight.....	267
Metric Male x BSPP Female.....	267
Metric Female x BSPP Male.....	268
Metric Female x Metric Male.....	269
Metric Male Joiner.....	269
Metric Male x BSPP Male.....	270
Metric Male x BSPT Male.....	271
Metric Male x JIC Male.....	272
Metric Male x NPT Male.....	273
Metric Male x UNO Male.....	273
Metric Male x Metric Male.....	274
Tee.....	274
Metric Female x Metric Male Run Tee.....	274
Metric Male x Metric Female Branch Tee.....	275
Metric Male x Metric Male.....	276
Tube Nut.....	276
Metric Nut.....	276
Tube Fittings Imperial.....	277
Straight.....	277
Imperial x JIC.....	277
Imperial Joiner.....	277
Cutting Ring.....	277
Imperial Cutting Ring.....	277
Flare Nuts & Sleeves.....	278
JIC Nut.....	278

JIC Sleeve.....	278
JIC Nut & S/S Sleeve.....	278

Weld On.....279

Weld On Female.....	279
BSPP.....	279
JIC.....	279
UNO Female.....	280
Weld On Male.....	280
BSPT Male.....	280
Code 61.....	280
Code 62.....	281
JIC Male.....	281
ORFS Male.....	281

COUPLERS

Poppet Couplers.....	287
ISO7241-1 A Series.....	287
NV.....	287
ISO7241-1 A Series Under Pressure.....	288
ISO7241-1 A Series Push Pull.....	288
ISO7241-1 B Series.....	289
ISO7241-1 B Series Carpet Cleaners.....	289
Poppet Caps, Plugs & Seal Kits.....	289
ISO7241-1 A Series Caps & Plugs	289
NV Faster Interchange.....	290
ISO7241-1 A/NV Series Seal Kits.....	290
Agricultural.....	291
Ball Coupler.....	291
Ball Push Pull.....	291
Tractor Rigid Mount.....	291
PBR Interchange.....	292
Poppet Coupler.....	292
Caps & Plugs.....	292
Seal Kits.....	292
NORDIC Interchange.....	292
Poppet.....	292
Connect Under Pressure.....	293
Caps & Plugs.....	293
Seal Kits.....	293
Flat Face ISO16028 A Series.....	294
ISO16028 A Series High Pressure.....	294
ISO16028 A Series High Pressure Connect Under Pressure.....	295
ISO16028 A Series High Pressure Bulkhead.....	296
Flat Face Caps & Plugs.....	296
ISO16028 A Series High Pressure.....	296
Colour Rings.....	297
Screw Together.....	297
ISO14541 VD Poppet.....	297
Faster VV Interchange.....	298
Screw Together Caps, Plugs & Seal Kits.....	298
ISO1451 Caps, Plugs & Seal Kits.....	299



VW Caps & Plugs.....	299
Screw Together Flat Face.....	299
VEP Interchange.....	299
Screw Together Flat Face Caps & Plugs.....	300
VEP Interchange.....	300
Jacking.....	301
ISO14540 700 Bar.....	301
700 Bar Flat Face.....	301
Jacking Caps & Plugs.....	301
ISO14541 700 Bar Caps & Plugs.....	301

ACCESSORIES

Clamps.....	310
PVC Clamps.....	310
Single Cushion.....	310
Double Cushion.....	311
Stainless Steel Hose Clamp.....	311
Ultra Heavy Duty.....	311
Ribbed - Polypropylene.....	312
Single.....	312
Double.....	313
Heavy Duty Single.....	314
Smooth Bore - Polyamide.....	314
Single.....	314
Double.....	315

Clamp Accessories 316	
Stacking Bolts.....	316
Single.....	316
Double.....	316
Stacking Plates.....	316
Single.....	316
Double.....	316

Hose Protection.....	317
Hose Sleeve.....	317
Scuff Cover.....	317
Safe Sleeve.....	318
Fast Wrap.....	318
Fire Sleeve.....	319
Fire Tape.....	319
Spring Guard.....	319
Spiral Guard.....	320
Crimp Rings.....	320
Ties.....	321
Bundle Straps.....	321
Zip Ties Nylon.....	321
Zip Ties Stainless Steel.....	321
Bend Restrictors.....	322
Vinyl Bend Restrictors.....	322
Plastic Caps.....	322
BSP.....	322
JIC.....	322
Code 61.....	323

Code 62.....	323
Heat Shrink.....	323
Plastic Plugs.....	323
BSP.....	323
JIC.....	324
ORFS.....	324

Seal/ O'Rings/ Retaining Rings.....325

BSPP.....	325
BSPP Retaining.....	325
BSPP Encapsulated Seal.....	326
ORFS Male.....	326
SAE Flange.....	326
CAT Flange.....	327
UNO.....	327
Metric DIN.....	327
Metric Self Centring.....	328
Imperial Self Centring.....	328

Dowty Washer & O'Ring Kits.....329

Metric & Imperial Dowty.....	329
Cat D & Metric L/S.....	329
ORFS/UNO/SAE Flange.....	329

High Pressure Ball Valves.....329

Straight HPBV.....	329
Two Way HPBV.....	329
Three Way.....	330
L Port.....	330
T-Port.....	330
HPBV Accessories.....	330
Handles.....	330

Taimi Live Swivels.....331

Straight Swivels.....	331
BSPP Male/Female.....	331
BSPP Male/Male.....	331
JIC Male/Female.....	331
JIC Male/Male.....	331
ORFS Male/Female.....	331
ORFS Male/Male.....	332
90 Deg Swivels.....	332
ORFS x UNO Female/Male.....	332
BSPP x UNO Female/Male.....	332
Swivel Accessories.....	332
TAIMI Seal Kits.....	332

Test.....333

Test Kits.....	333
Analogue.....	333
Digital.....	333
DN2 Test.....	333
DN2 Hose.....	333

DN2 Hose Tails.....	333
DN2 BSP Hose Tails.....	333
DN2 Test 20 Hose Tails.....	333
DN2 JIC Hose Tails.....	334
DN2 Metric Hose Tails.....	334
DN2 Crimp Ferrule.....	334
DN2 Test Hose Accessories.....	334
Gauges.....	335
Analogue Pressure.....	335
Digital Pressure.....	336
Gauges Accessories.....	336
Adapter to BSPT Male.....	336
Protective Boot.....	336
Gauge Bracket.....	336
Diagnostic Test Points.....	337
Male Test 20.....	337
Female Test 20.....	337
ISO15171/SAEJ1502 420 Bar.....	337
Test Tees.....	338
BSPP Female x BSPP Male x UNO Female.....	338
JIC Female x JIC Male x UNO Female.....	338
ORFS Female x ORFS Male x UNO Female.....	338

Hose Assembly Equipment.....346

Hand/Air Operated Crimpers.....	346
H19 MM - Hand Pump.....	346
H25 Mini - Air Over Foot Pump.....	347
H25MM.....	348
H32MM.....	349
Electrically Operated Crimpers.....	350
H32.....	350
H50.....	351
H50-46 Series.....	352
H50-6.....	353
Cut Off Saws.....	354
E-HCL.....	354
E-HCL Mobile.....	354
OP-TAGLTF3D Manual.....	355
E-HCC3 Foot Pedal.....	355
Flare Tool.....	356
Hydra Flare.....	356
Crimper Accessories.....	357
Foam Insert.....	357
Seal Kits.....	357
Spring Kits.....	357
Quick Change Tools.....	358
Calibrators.....	358
Hose Assembly Accessories.....	359
Hose Cleaning Kit.....	359
Spiral Guard Application Tool.....	359
Thread Gauge Kit.....	359
Foam Bullets.....	360
FCC Crimp Rings - For Sleeve.....	360



TAIPAN

Hydraulic Hose Systems



TAIPAN

Hydraulic Hose Systems

CABOOLTURE

11-13 Lear Jet Drive
Caboolture, QLD 4510
Ph: 07 5428 1211
Fax: 07 5428 1311

ROCKLEA

41 Shettleston Street
Rocklea, QLD 4106
Ph: 07 3274 3433
Fax: 07 3274 3477

ADELAIDE

Warehouse 1
Lot 552 Wilkins Road
Wingfield, SA 5013
Ph: 08 8448 3969

MELBOURNE

23 Endeavour Way
Sunshine West, VIC 3020
Ph: 03 9109 2109
Fax: 03 8317 9049

PERTH

3 Mordaunt Cct
Canning Vale, WA 6155
Ph: 08 9456 5448
Fax: 08 9256 1242

CONTACT US 1300 654 782

taipan.com.au