

SECTION 2
HOSE TAILS



HOSE TAIL IDENTIFICATION KEY

SAMPLE

K	06	JF	09	90	-30mm
Hose Type	Hose Size	Thread Style	Thread Size	Angle (If Required)	Drop Length (Available on 90° and 90° Long Drop Only)

METRIC HOSE TAIL SAMPLE

K	04	MF	08	14	A
Hose Type	Hose Size	M = Metric F = Female	Tube Size	Thread Size	Thread Pitch
					A = 1.5mm B = 2.0mm C = 1.0mm

Note: Following angles not available on all hose tails.
L = Long Drop*

15° 22.5° 30° 45° 60° 67.5° 90° 90L° 110°

<i>BSP Thread</i>	BF	BFF	BM	BPM	BF = Female Parallel 60° Cone BFF = Female Flat Face BM = Male Taper BPM = Male Parallel 60° Cone
<i>Hose Joiner</i>	HJ				HJ = Hose Joiner
<i>JIC Thread</i>	JF	JM			JF = Female JIC Swivel 37° Cone JM = Male JIC 37° Cone
<i>JIS Thread (BSP)</i>	IBF				IBF = Female Parallel Pipe Swivel 30° Flare
<i>JIS Thread (Metric, Komatsu)</i>	KF				KF = Female Swivel Straight 30° Flare
<i>Karcher Pressure Wash</i>	KA				KA = Female 22mm x 14mm Pressure Wash
<i>Life Saver</i>	LS				LS = Life Saver
<i>Metric Thread</i>	MBJ	MF	MM	MFF MFO	MBJ = Metric Banjo MF = Female Straight 24° Cone MM = Male Straight 24° Cone MFF = Female Straight Flat Face MFO = Female Straight 24° Cone with o'ring
<i>NPT Thread</i>	NF	NM			NF = Female Parallel Straight NM = Male Taper Straight
<i>ORFS Thread</i>	FO	MO			FO = Female ORFS Swivel MO = Male ORFS
<i>SAE Flange Code 61 / 62</i>	F61	F62	FC62	FT	F61 = Code 61 Flange F62 = Code 62 Flange FC62 = CAT Flange FT = Taper Flange
<i>SAE Thread</i>	IS	SF			IS = Inverted Male SAE SF = SAE Female
<i>Stand Pipe</i>	SP				SP = Stand Pipe
<i>UNO Thread</i>	PSW	PM			PSW = UNO Male Swivel PM = UNO Male



Single & Double Wire Braid

Straight	BSP Banjo	Metric Banjo	BSPP F Swivel	BSPP F Flat Face
				
	K-BJ Page 57	K-MBJ Page 57	K-BF Page 57	K-BFF Page 58
BSPP Male	BSPT Male	BSPP M Bulkhead	SAE Code 61 Flange	Hose Joiner
				
K-BPM Page 58	K-BM Page 59	K-BBPM Page 60	K-F61 Page 60	K-HJ Page 61
JIC F Swivel 37°	JIC M 37°	JIS (BSP) F Parallel Pipe Swivel	Komatsu F Swivel 30° Flare JIS Metric	K Plug In Male
				
K-JF Page 61	K-JM Page 63	K-IBF Page 63	K-KF Page 64	K-PI Page 64
Life Saver	Metric Flat Face F	Ball Nose Metric F 24° Cone	Metric M 24° Cone	NPT F Swivel
				
K-LS Page 65	K-MFF Page 65	K-MF Page 66	K-MM Page 67	K-NF Page 68
NPT Male	F O-Ring Face Seal Swivel	M O-Ring Face Seal	SAE F	Stand Pipe
				
K-NM Page 68	K-FO Page 69	K-MO Page 69	K-SF Page 70	K-SPM Page 70


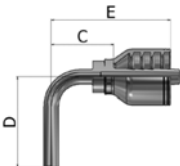
Single & Double Wire Braid

HOSE TAILS
Quick Reference

UNO M	UNO Male Swivel	22.5 Degree	SAE Code 61 Flange	MORE PRODUCTS COMING SOON
K-PM Page 70	K-PSW Page 70		K-61 Page 71	
45 Degree	BSPP F Swivel	SAE Code 61 Flange	JIC F Swivel	Flat Face Metric F
	K-BF Page 71	K-F61 Page 72	K-JF Page 72	K-MFF Page 73
Ball Nose Metric F 24° Cone	F O-Ring Face Seal Swivel	67.5 Degree	SAE Code 61 Flange	MORE PRODUCTS COMING SOON
K-MF Page 73	K-FO Page 74		K-F61 Page 75	
90 Degree	BSPP F Swivel	SAE Code 61 Flange	JIC F Swivel	JIS (BSP) F Parallel Pipe Swivel
	K-BF Page 75	K-F61 Page 76	K-JF Page 77	K-IBF Page 79
Komatsu F Swivel 30° Flare JIS Metric	Flat Face Metric F	Ball Nose Metric F 24° Cone	F O-Ring Face Seal Swivel	UNO Male Swivel
K-KF Page 79	K-MFF Page 80	K-MF Page 80	K-FO Page 81	K-PSW Page 82



Single & Double Wire Braid

<p>SAE F</p>  <p>K-SF Page 82</p>	<p>Stand Pipe</p>  <p>K-SPM Page 83</p>	<p>MORE PRODUCTS COMING SOON</p>	<p>MORE PRODUCTS COMING SOON</p>	<p>MORE PRODUCTS COMING SOON</p>
--	--	--------------------------------------	--------------------------------------	--------------------------------------

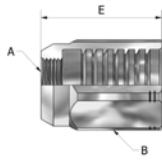
Single & Double Wire Braid Field Attachable

<p>Straight</p>	<p>BSP F Parallel Pipe Swivel</p>  <p>D-BF Page 83</p>	<p>BSPT Male</p>  <p>D-BM Page 84</p>	<p>JIC F 37° Swivel</p>  <p>D-JF Page 84</p>	<p>JIC M 37°</p>  <p>D-JM Page 85</p>
	<p>JIS (BSP) F Parallel Pipe Swivel</p>  <p>D-IBF Page 85</p>	<p>Life Saver</p>  <p>D-LS Page 85</p>	<p>F O-Ring Face Seal Swivel</p>  <p>D-FO Page 86</p>	<p>SAE Female</p>  <p>D-SF Page 86</p>
<p>45 Degree</p>	<p>BSPP F Swivel</p>  <p>D-BF Page 86</p>	<p>JIC F 37° Swivel</p>  <p>D-JF Page 87</p>	<p>F O-Ring Seal Swivel</p>  <p>D-FO Page 87</p>	<p>MORE PRODUCTS COMING SOON</p>
	<p>90 Degree</p>	<p>BSPP F Swivel</p>  <p>D-BF Page 87</p>	<p>JIC F 37° Swivel</p>  <p>D-JF Page 88</p>	<p>JIS (BSP) F Parallel Pipe Swivel</p>  <p>D-IBF Page 88</p>

Single & Double Wire Braid Field Attachable

Shells

Field Attach Shells to suit 100R1 & 100R2 & R17



D1-D2-D17 | Page 89

MORE PRODUCTS COMING SOON

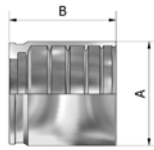
MORE PRODUCTS COMING SOON

MORE PRODUCTS COMING SOON

Single & Double Wire Braid Two Piece

Shells

100R2 Shells



GN2 | Page 90

MORE PRODUCTS COMING SOON

MORE PRODUCTS COMING SOON

MORE PRODUCTS COMING SOON

Suction Hose Low Pressure

Straight

BSPP F Swivel Nut x L/P HT



QAAX | Page 91

BSP Parallel M x L/P HT



QADX | Page 91

BSPT M x L/P HT



QAEX | Page 91

Code 61 Flange x L/P HT



QAFX | Page 92

NPT M x L/P HT



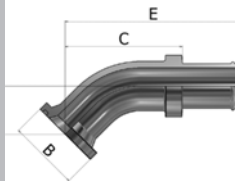
QAUX | Page 92

UNO M x L/P HT



QAPX | Page 93

45 Degree



QETFX-45 | Page 93

MORE PRODUCTS COMING SOON

90 Degrees

BSPP F Swivel x L/P HT



QEBAX | Page 93

BSPP M x L/P HT 90°



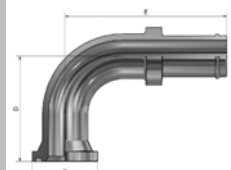
QEBDX | Page 94

BSPT M x L/P HT 90°



QEBEX | Page 94

Code 61 Flange x L/P HT 90°



QETFX | Page 95

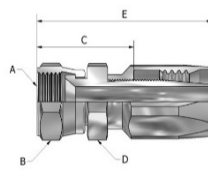
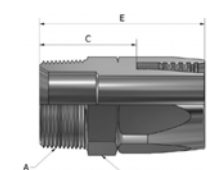
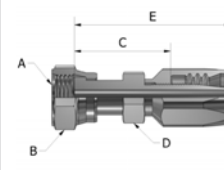
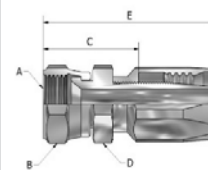
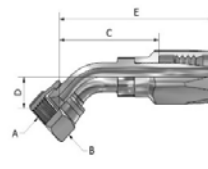
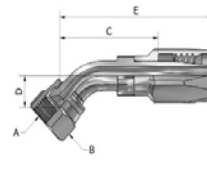
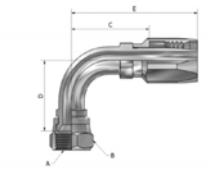



TAIPAN





Suction Hose Low Pressure

<p>UNO M x L/P HT 90°</p>  <p>QEBPX Page 95</p>	<p>Tee Piece</p>	<p>L/P x L/P x BSPP F Swivel</p>  <p>QTEXXA Page 95</p>	<p>MORE PRODUCTS COMING SOON</p>	<p>MORE PRODUCTS COMING SOON</p>
--	-------------------------	--	----------------------------------	----------------------------------

SAE100R5 Field Attachable

<p>Straight</p>	<p>JIC F 37° Swivel</p>  <p>DF-JF Page 96</p>	<p>NPT Male</p>  <p>DF-NM Page 96</p>	<p>F O-Ring Face Seal Swivel</p>  <p>DF-FO Page 97</p>	<p>SAE F</p>  <p>DF-SF Page 97</p>
<p>45 Degree</p>	<p>JIC F 37° Swivel</p>  <p>DF-JF Page 97</p>	<p>SAE F</p>  <p>DF-SF Page 97</p>	<p>MORE PRODUCTS COMING SOON</p>	<p>MORE PRODUCTS COMING SOON</p>
<p>90 Degrees</p>	<p>JIC F 37° Swivel</p>  <p>DF-JF Page 98</p>	<p>SAE F</p>  <p>DF-SF Page 98</p>	<p>MORE PRODUCTS COMING SOON</p>	<p>MORE PRODUCTS COMING SOON</p>

SAE100R5 Crimp Hose Tails

<p>Straight</p>	<p>JIC F Swivel 37°</p>  <p>F-JF Page 99</p>	<p>NPT Male</p>  <p>F-NM Page 99</p>	<p>BSPP F Swivel</p>  <p>F-BF Page 99</p>	<p>BSPT Male</p>  <p>F-BM Page 100</p>
------------------------	---	---	---	---

SAE100R5 Crimp Hose Tails

45 Degree

JIC F Swivel



F-JF | Page 100

90 Degree

JIC F Swivel



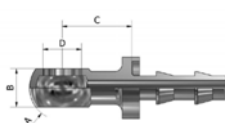
F-JF | Page 100

MORE PRODUCTS
COMING SOON

SAE100R6 Textile Braid

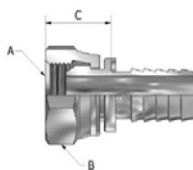
Straight

Banjo



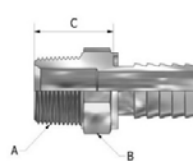
H-MBJ | Page 101

BSPP F Swivel



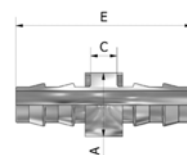
H-BF | Page 101

BSPT Male



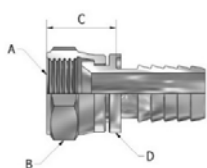
H-BM | Page 101

Hose Joiner



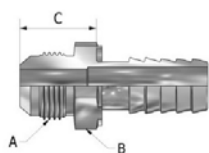
H-HJ | Page 102

JIC F 37° Swivel



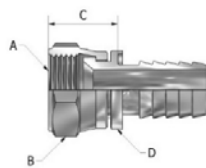
H-JF | Page 102

JIC M 37° Swivel



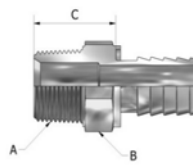
H-JM | Page 102

SAE F



H-SF | Page 103

NPT Male Taper

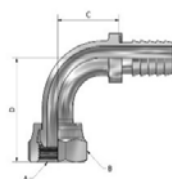


H-NM | Page 103

MORE PRODUCTS
COMING SOON

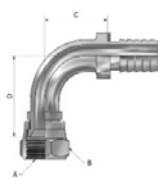
90 Degree

BSPP F Swivel



H-BF | Page 103

JIC F 37° Swivel



H-JF | Page 104

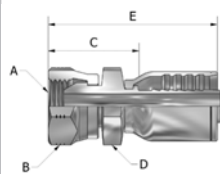
MORE PRODUCTS
COMING SOON

MORE PRODUCTS
COMING SOON

SAE100R7, SAE100R8 & SAE100R18 Thermoplastic

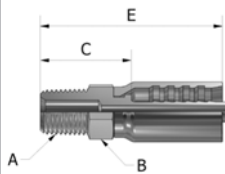
Straight

BSPP F Swivel



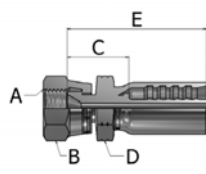
J-BF | Page 105

BSPT Male



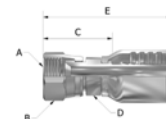
J-BM | Page 105

JIS (BSP) F Parallel
Pipe Swivel



J-IBF | Page 105

JIC F 37° Swivel



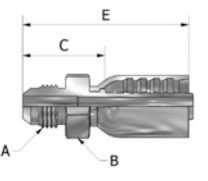
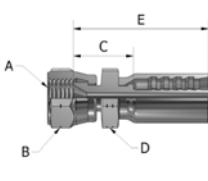
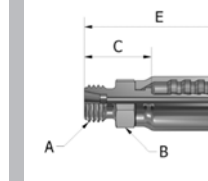
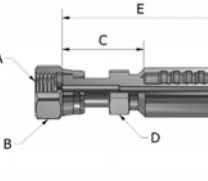
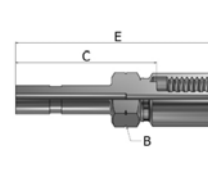
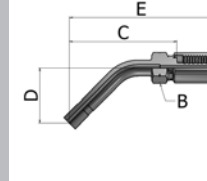
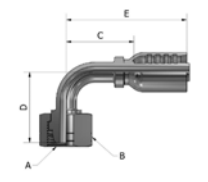
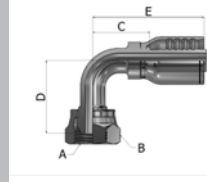
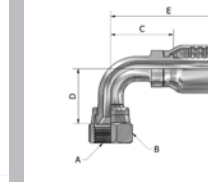
J-JF | Page 106



TAIPAN

SAE100R7, SAE100R8 & SAE100R18 Thermoplastic

HOSE TAILS
Quick Reference

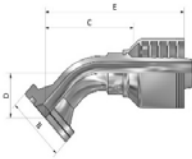
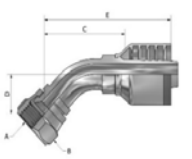
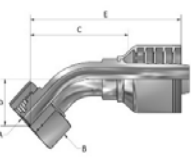
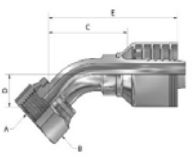
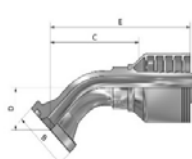
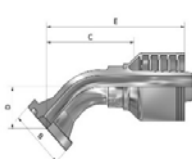

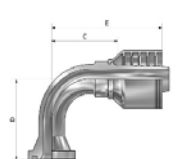
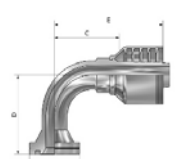
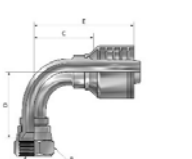
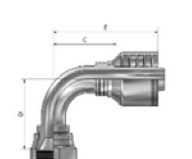
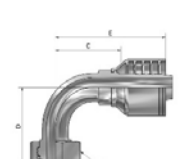


<p>JIC M 37°</p>  <p>J-JM Page 106</p>	<p>Komatsu F Swivel 30° Flare JIS Metric</p>  <p>J-KF Page 106</p>	<p>Metric F/M Ball Nose 24° Cone</p>  <p>J-MF Page 107</p>	<p>Metric M 24° Cone</p>  <p>J-MM Page 107</p>	<p>NPT Male</p>  <p>J-NM Page 107</p>		
<p>F O-Ring Face Seal Swivel</p>  <p>J-FO Page 108</p>	<p>Stand Pipe</p>  <p>J-SP Page 108</p>	<p>45 Degree</p>		<p>BSPP F Swivel</p>  <p>J-BF Page 109</p>	<p>JIC F 37° Swivel</p>  <p>J-JF Page 109</p>	
<p>Ball Nose Metric F 24° Cone</p>  <p>J-MF Page 109</p>	<p>F O-Ring Face Seal Swivel</p>  <p>J-FO Page 110</p>	<p>Stand Pipe</p>  <p>J-SP Page 110</p>	<p>MORE PRODUCTS COMING SOON</p>		<p>MORE PRODUCTS COMING SOON</p>	
<p>90 Degree</p>		<p>Metric Ball Nose F 24° Cone</p>  <p>J-MF Page 111</p>	<p>BSPP F Swivel</p>  <p>J-BF Page 110</p>	<p>JIC F 37° Swivel</p>  <p>J-JF Page 110</p>	<p>F O-Ring Face Seal Swivel</p>  <p>J-FO Page 111</p>	
<p>Stand Pipe</p>  <p>J-SP Page 1112</p>	<p>MORE PRODUCTS COMING SOON</p>		<p>MORE PRODUCTS COMING SOON</p>		<p>MORE PRODUCTS COMING SOON</p>	

SAE100R12 Four Wire Spiral

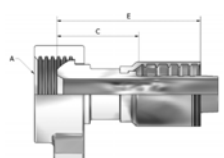
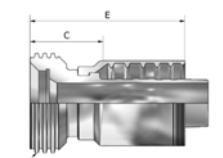
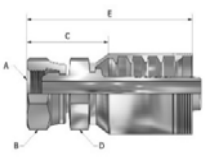
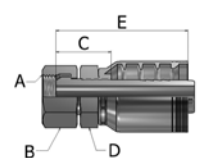
HOSE TAILS
Quick Reference

Straight	BSPP F Swivel	BSPP M Parallel	BSPT Male	SAE Code 61 Flange
	L-BF Page 113	L-BPM Page 114	L-BM Page 114	L-F61 Page 115
SAE Code 62 Flange	Hose Joiner	JIC F 37° Swivel	JIC M 37°	JIS (BSP) F Parallel Pipe Swivel
L-F62 Page 115	L-HJ Page 116	L-JF Page 116	L-JM Page 117	L-IBF Page 118
Komatsu F Swivel 30° Flare JIS Metric	Life Saver	O-Ring Metric F 24° Cone	Metric M 24° Cone	NPT Male
L-KF Page 118	L-LS Page 118	L-MFO Page 119	L-MM Page 120	L-NM Page 120
F O-Ring Face Seal Swivel	M O-Ring Face Seal	SAE F	22.5 Degree	SAE Code 61 Flange
L-FO Page 120	L-MO Page 121	L-SF Page 121		L-61 Page 122
30 Degree	SAE Code 61 Flange	45 Degree	BSPP F Swivel	SAE Code 61 Flange
	L-61 Page 122		L-BF Page 123	L-F61 Page 123

SAE100R12 Four Wire Spiral

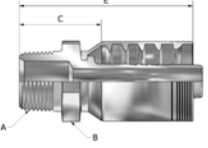
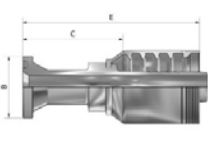
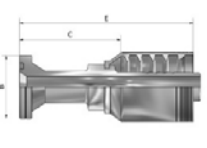
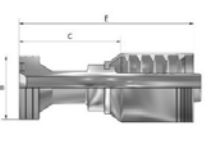
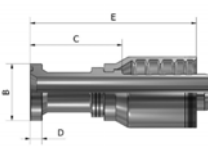
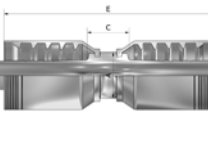
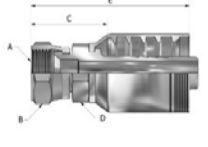
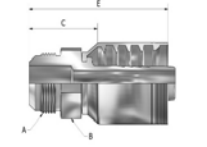
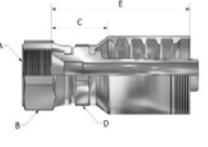
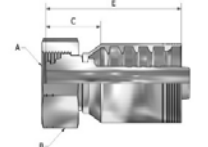
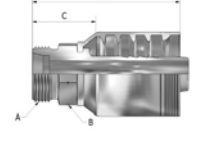
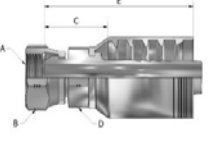
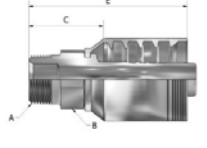
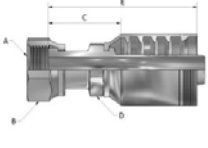
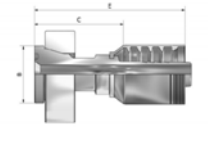
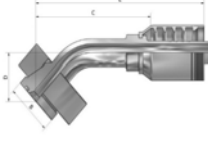
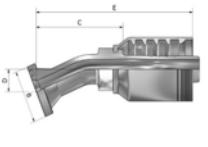
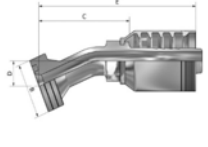
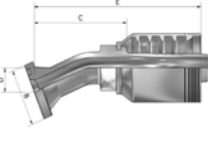
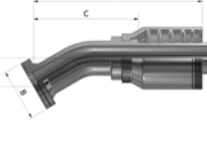
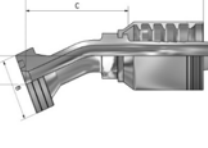
SAE Code 62 Flange	JIC F 37° Swivel	O-Ring Metric F 24° Cone	F O-Ring Face Seal Swivel	MORE PRODUCTS COMING SOON
				
L-F62 Page 124	L-JF Page 124	L-MFO Page 125	L-F0 Page 125	
60 Degree	SAE Code 61 Flange	67.5 Degree	SAE Code 61 Flange	MORE PRODUCTS COMING SOON
				
	L-F61 Page 126		L-F61 Page 126	
90 Degree	BSPF F Swivel	SAE Code 61 Flange	SAE Code 62 Flange	JIC F 37° Swivel
				
	L-BF Page 127	L-F61 Page 127	L-F62 Page 128	L-JF Page 129
Komatsu F Swivel 30° Flare JIS Metric	O-Ring Metric F 24° Cone	F O-Ring Face Seal Swivel	110 Degree	SAE Code 61 Flange
				
L-KF Page 130	L-MFO Page 130	L-F0 Page 131		L-F61 Page 131

SAE100R13, SAE100R15 Four & Six Wire Spiral

Straight	1502 Female Hammer Union	1502 Male Hammer Union	BSPF F Swivel	BF RB BSP F Rock Breaker
				
	N-FHU Page 133	N-MHU Page 133	N-BF Page 133	N-BF-RB Page 133

SAE100R13, SAE100R15 Four & Six Wire Spiral

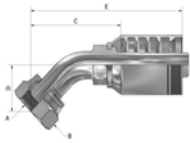
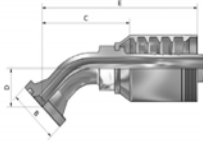
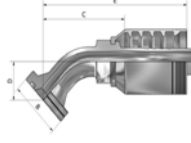
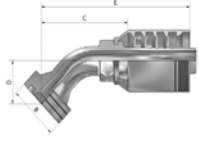
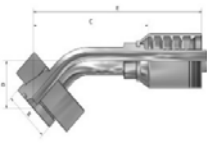
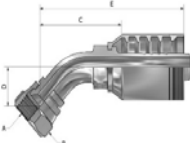
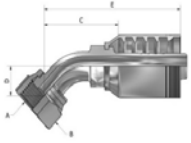
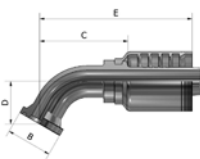
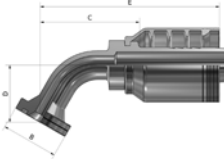
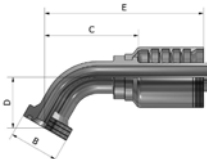
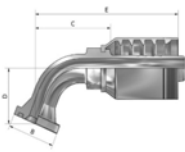
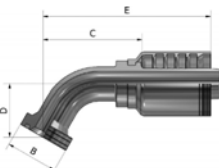
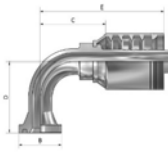
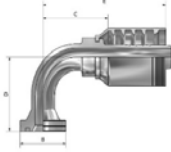
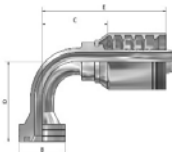
HOSE TAILS
Quick Reference

<p>BSPT M</p>  <p>N-BM Page 134</p>	<p>SAE Code 61 Flange</p>  <p>N-F61 Page 134</p>	<p>SAE Code 62 Flange</p>  <p>N-F62 Page 135</p>	<p>CAT Flange</p>  <p>N-FC62 Page 135</p>	<p>LeTourneau Flange</p>  <p>N-LT Page 136</p>
<p>Hose Joiner</p>  <p>N-HJ Page 136</p>	<p>JIC F 37° Swivel</p>  <p>N-JF Page 136</p>	<p>JIC M 37°</p>  <p>N-JM Page 137</p>	<p>Komatsu F Swivel 30° Flare JIS Metric</p>  <p>N-KF Page 137</p>	<p>O-Ring Metric F 24° Cone</p>  <p>N-MFO Page 137</p>
<p>Metric M 24° Cone</p>  <p>N-MM Page 138</p>	<p>NPT F Swivel</p>  <p>N-NF Page 138</p>	<p>NPT Male</p>  <p>N-NM Page 138</p>	<p>F O-Ring Face Seal Swivel</p>  <p>N-FO Page 139</p>	<p>Taper Flange (Heavy Duty Mining Equip.)</p>  <p>N-FT Page 139</p>
<p>15 Degree</p>	<p>Taper Flange (Heavy Duty Mining Equip.)</p>  <p>N-FT Page 139</p>	<p>22.5 Degree</p>	<p>SAE Code 61 Flange</p>  <p>N-F61 Page 140</p>	<p>CAT Flange</p>  <p>N-FC62 Page 140</p>
<p>30 Degree</p>	<p>SAE Code 61 Flange</p>  <p>N-F61 Page 140</p>	<p>SAE Code 62 Flange</p>  <p>N-F62 Page 141</p>	<p>CAT Flange</p>  <p>N-FC62 Page 141</p>	<p>MORE PRODUCTS COMING SOON</p>



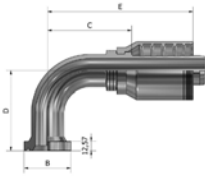
TAIPAN

SAE100R13, SAE100R15 Four & Six Wire Spiral

45 Degree	BSPP F Swivel	SAE Code 61 Flange	SAE Code 62 Flange	CAT Flange
				
	N-BF Page 141	N-F61 Page 141	N-F62 Page 142	N-FC62 Page 142
Taper Flange (Heavy Duty Mining Equip.)	JIC F 37° Swivel	O-Ring Metric F 24° Cone	F O-Ring Face Seal Swivel	MORE PRODUCTS COMING SOON
				
	N-FT Page 143	N-JF Page 143	N-MFO Page 144	N-FO Page 144
60 Degree	SAE Code 61 Flange	SAE Code 62 Flange	CAT Flange	MORE PRODUCTS COMING SOON
				
	N-F61 Page 144	N-F62 Page 145	N-FC62 Page 145	
67.5 Degree	SAE Code 61 Flange	CAT Flange	70 Degree	Taper Flange (Heavy Duty Mining Equip.)
				
	N-F61 Page 145	N-FC62 Page 145	N-FT Page 146	
90 Degree	BSPP F Swivel	SAE Code 61 Flange	SAE Code 62 Flange	CAT Flange
				
	N-BF Page 146	N-F61 Page 146	N-F62 Page 147	N-FC62 Page 148

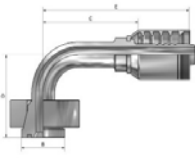
SAE100R13, SAE100R15 Four & Six Wire Spiral

LeTourneau Flange



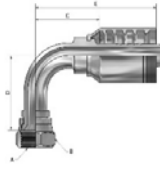
N-LT | Page 148

Taper Flange (Heavy Duty Mining Equip.)



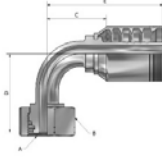
N-FT | Page 148

JIC F 37° Swivel



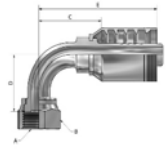
N-JF | Page 149

O-Ring Metric F 24° Cone



N-MFO | Page 149

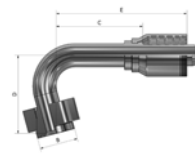
F O-Ring Face Seal Swivel



N-FO | Page 149

105 Degree

Taper Flange (Heavy Duty Mining Equip.)



N-FT | Page 150

110 Degree

SAE Code 61 Flange



N-F61 | Page 150

SAE Code 62 Flange

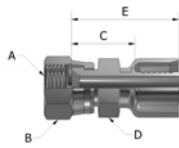


N-F62 | Page 151

SAE100R14 Stainless PTFE

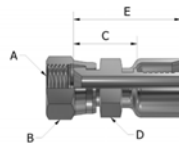
Straight

JIC F 37° Swivel



C-JF | Page 151

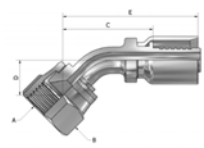
SAE F



C-SF | Page 151

45 Degree

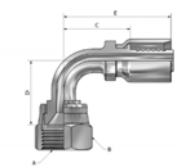
JIC F 37° Swivel



C-JF | Page 152

90 Degree

JIC F 37° Swivel



C-JF | Page 152

MORE PRODUCTS COMING SOON

MORE PRODUCTS COMING SOON

MORE PRODUCTS COMING SOON

Waterblast

Two Piece Straight

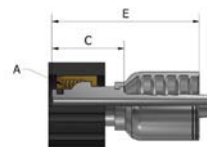
Karcher Pressure Wash



G-KA | Page 153

Straight

Karcher Pressure Wash



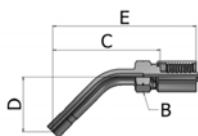
K-KA | Page 153

MORE PRODUCTS COMING SOON



TAIPAN

Grease Hose Tails

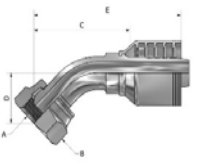


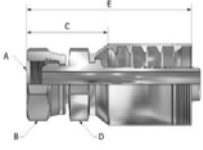
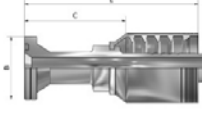
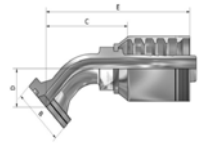
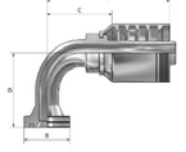
<p>Field Attachables</p>	<p>Straight</p>	<p>BSPP F Swivel</p> 	<p>BSPT Male</p> 	<p>JIC F 37° Swivel</p> 
<p>Stand Pipe M</p> 	<p>45 Degree</p>	<p>Stand Pipe M</p> 	<p>90 Degree</p>	<p>JIC F 37° Swivel</p> 
<p>Stand Pipe M</p> 	<p>Shell</p>	<p>Grease Shell</p> 	<p>MORE PRODUCTS COMING SOON</p>	<p>MORE PRODUCTS COMING SOON</p>
<p>Crimp On</p>	<p>Straight</p>	<p>BSPP F Swivel</p> 	<p>JIC F 37° Swivel</p> 	<p>ORFS Female</p> 
<p>Metric F/M Ball Nose 24° Cone</p> 	<p>Stand Pipe</p> 	<p>45 Degree</p>	<p>Ball Nose Metric F 24° Cone</p> 	<p>Stand Pipe</p> 
<p>J-MF Page 156</p>	<p>J-SP Page 156</p>	<p>J-BF Page 156</p>	<p>J-JF Page 156</p>	<p>J-F0 Page 156</p>
<p>J-MF Page 157</p>	<p>J-SP Page 157</p>	<p>J-MF Page 157</p>	<p>J-SP Page 157</p>	<p>J-SP Page 157</p>

90 Degree	BSPF F Swivel	JIC F 37° Swivel	Metric Ball Nose F 24° Cone	Stand Pipe
	J-BF Page 157	J-JF Page 157	J-MF Page 158	J-SP Page 158

Stainless Steel

SS Single & Double Wire Braid	Straight	BSPF F Swivel	BSPT Male	JIC F Swivel 37°
		K-BF Page 57	K-BM Page 59	K-JF Page 61
NPT Male	45 Degree	BSPF F Swivel	JIC F Swivel	MORE PRODUCTS COMING SOON
		K-BF Page 71	K-JF Page 72	
90 Degree	BSPF F Swivel	JIC F Swivel	MORE PRODUCTS COMING SOON	MORE PRODUCTS COMING SOON
	K-BF Page 75	K-JF Page 77		
SS 100R12 Four Wire Spiral	BSPF F Swivel	JIC F 37° Swivel	O-Ring Metric F 24° Cone	MORE PRODUCTS COMING SOON
	L-BF Page 113	L-JF Page 116	L-MFO Page 119	

Stainless Steel

<p>45 Degree</p>	<p>BSPP F Swivel</p>  <p>L-BF45 Page 123</p>	<p>90 Degree</p>	<p>JIC F 37° Swivel</p>  <p>L-JF Page 129</p>	<p>BSPP F Swivel</p>  <p>L-BF Page 127</p>
<p>SS 100R13,100R15 Four & Six Wire Spiral</p>	<p>Straight</p>	<p>BSPP F Swivel</p>  <p>N-BF Page 133</p>	<p>SAE Code 62 Flange</p>  <p>N-F62 Page 135</p>	<p>MORE PRODUCTS COMING SOON</p>
<p>45 Degree</p>	<p>SAE Code 62 Flange</p>  <p>N-F62 Page 142</p>	<p>90 Degree</p>	<p>SAE Code 62 Flange</p>  <p>N-F62 Page 147</p>	<p>MORE PRODUCTS COMING SOON</p>



PRODUCTION READY HOSE ASSEMBLIES

Taipan pre-assembled hose kits are custom made to your specifications.

We collaborate with OEM's to ensure the optimal hose system is specified for their manufacturing needs and requirements.

Taipan's world class hose assembly workshop is run by fully trained staff and complemented by high quality equipment. Our processes ensure accuracy and efficiency are achieved so that our customers receive their kits in a timely manner.

- Simplifies hydraulic equipment manufacturing processes
- Enhances the safety, reliability, and performance of hydraulic equipment
- Reliable on-time delivery, nationwide & overseas
- Cost-efficient

www.taipan.com.au



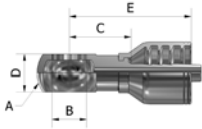
TAIPAN
Hydraulic Hose Systems

Single & Double Wire Braid

Straight

K Series

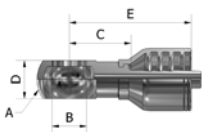
BJ - BSP Banjo Hose Tail



Part Number	Products Description									
	Hose In-Dia	Banjo ID	Nut Hex		Tail-Growth		Nipple Hex		Overall Length	
			MM	Inch	MM	Inch	MM	Inch	MM	Inch
		A	B		C		D		E	
K04BJ04	1/4	1/4			29.4	1.16			57.1	2.24

K Series

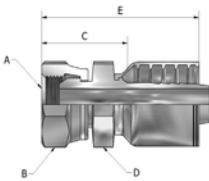
MBJ - Metric Banjo Hose Tail



Part Number	Products Description									
	Hose In-Dia	Banjo ID	Nut Hex		Tail-Growth		Nipple Hex		Overall Length	
		MM	MM	Inch	MM	Inch	MM	Inch	MM	Inch
		A	B		C		D		E	
K04MBJ12	1/4	12			29.4	1.16			57.1	2.24

K Series

BF - BSP Female Parallel Pipe Swivel Straight 60° Cone



SS = Stainless Steel

Part Number	Products Description									
	Hose In-Dia	Thread PF	Nut Hex		Tail-Growth		Nipple Hex		Overall Length	
			MM	Inch	MM	Inch	MM	Inch	MM	Inch
		A	B		C		D		E	
K04BF02	1/4	1/8-28	14.0	0.55	29.4	1.16	14.0	0.55	49.7	1.96
K04BF04	1/4	1/4-19	19.0	0.75	32.7	1.29	19.0	0.75	53.0	2.09
K04BF04SS	1/4	1/4-19	19.0	0.75	32.7	1.29	19.0	0.75	53.0	2.09
K04BF06	1/4	3/8-19	22.0	0.87	36.2	1.43	22.0	0.87	56.5	2.22
K05BF06	5/16	3/8-19	22.0	0.87	36.7	1.44	22.0	0.87	57.7	2.27
K06BF04	3/8	1/4-19	19.0	0.75	33.5	1.32	19.0	0.75	60.7	2.39
K06BF06	3/8	3/8-19	22.0	0.87	36.8	1.45	22.0	0.87	64.0	2.52
K06BF06SS	3/8	3/8-19	22.0	0.87	36.8	1.45	22.0	0.87	64.0	2.52
K06BF08	3/8	1/2-14	27.0	1.06	40.5	1.59	27.0	1.06	67.7	2.67
K08BF06	1/2	3/8-19	22.0	0.87	37.9	1.49	22.0	0.87	68.1	2.68
K08BF08	1/2	1/2-14	27.0	1.06	41.0	1.61	27.0	1.06	71.2	2.80
K08BF08SS	1/2	1/2-14	27.0	1.06	41.0	1.61	27.0	1.06	71.2	2.80
K08BF10	1/2	5/8-14	28.6	1.12	38.2	1.50	27.0	1.06	68.4	2.69
K08BF12	1/2	3/4-14	32.0	1.26	45.5	1.79	32.0	1.26	75.7	2.98
K10BF08	5/8	1/2-14	27.0	1.06	41.6	1.64	27.0	1.06	76.9	3.03
K10BF10	5/8	5/8-14	28.6	1.12	38.7	1.52	27.0	1.06	74.0	2.91
K10BF12	5/8	3/4-14	32.0	1.26	46.0	1.81	32.0	1.26	81.3	3.20

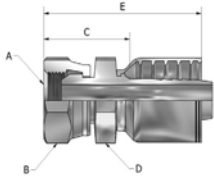
Continued on following page...

Single & Double Wire Braid

Straight

K Series

BF - BSP Female Parallel Pipe Swivel Straight 60°Cone *Continued...*

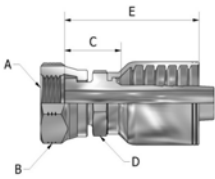


SS = Stainless Steel

Part Number	Products Description									
	Hose In-Dia	Thread PF	Nut Hex		Tail-Growth		Nipple Hex		Overall Length	
		A	MM	Inch	MM	Inch	MM	Inch	MM	Inch
K12BF12	3/4	3/4-14	32.0	1.26	46.0	1.81	32.0	1.26	81.4	3.20
K12BF12SS	3/4	3/4-14	32.0	1.26	46.0	1.81	32.0	1.26	81.4	3.20
K12BF16	3/4	1-11	41.0	1.61	50.2	1.98	41.0	1.61	85.6	3.37
K16BF16	1	1-11	41.0	1.61	52.7	2.07	41.0	1.61	93.5	3.68
K16BF16SS	1	1-11	41.0	1.61	52.7	2.07	41.0	1.61	93.5	3.68
K16BF20	1	1 1/4-11	50.0	1.97	59.9	2.36	50.0	1.97	100.7	3.96
K20BF20	1 1/4	1 1/4-11	50.0	1.97	60.3	2.37	50.0	1.97	104.0	4.09
K24BF24	1 1/2	1 1/2-11	60.0	2.36	62.8	2.47	55.0	2.17	97.2	3.83
K32BF32	2	2-11	70.0	2.76	70.7	2.78	70.0	2.76	114.6	4.51

K Series

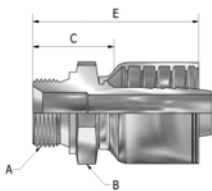
BFF - BSP Female Flat Face



Part Number	Products Description									
	Hose In-Dia	Thread PF	Nut Hex		Tail-Growth		Nipple Hex		Overall Length	
		A	MM	Inch	MM	Inch	MM	Inch	DAEHAN	Inch
K06BFF06	3/8	3/8-19	22.0	0.87	25.7	1.01	17.5	0.69	52.9	2.08
K06BFF08	3/8	1/2-14	27.0	1.06	25.1	0.99	20.6	0.81	52.3	2.06
K08BFF08	1/2	1/2-14	27.0	1.06	25.5	1.00	22.0	0.87	55.7	2.19

K Series

BPM - BSP Male Parallel 60°Cone



Part Number	Products Description								
	Hose In-Dia	Thread PF	Nipple Hex		Tail-Growth		Overall Length		
		A	MM	Inch	MM	Inch	MM	Inch	
K04BPM04	1/4	1/4-19	19.0	0.75	28.7	1.13	48.1	1.89	
K04BPM06	1/4	3/8-19	22.0	0.87	31.7	1.13			
K06BPM06	3/8	3/8-19	22.0	0.87	31.7	1.25	58.9	2.32	
K06BPM08	3/8	1/2-14	27.0	1.06	34.2	1.35	61.4	2.42	
K08BPM08	1/2	1/2-14	27.0	1.06	34.6	1.36	64.8	2.55	
K12BPM12	3/4	3/4-14	36.0	1.42	37.3	1.47	72.7	2.86	
K12BPM16	3/4	1-11	41.0	1.61	41.3	1.63	76.7	3.02	
K16BPM16	1	1-11	41.0	1.61	43.8	1.72	84.6	3.33	

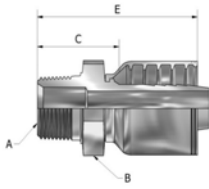


Single & Double Wire Braid

Straight

K Series

BM - BSP Male Taper



SS = Stainless Steel

Part Number	Products Description								
	Hose In-Dia	Thread PT	Nipple Hex		Tail-Growth		Overall Length		
		A	MM	Inch	MM	Inch	MM	Inch	
K03BM02	3/16	1/8-28	14.3	0.56	22.8	0.89	42.5	1.67	
K03BM04	3/16	1/4-19	14.3	0.56	25.8	1.01	45.5	1.77	
K04BM02	1/4	1/8-28	14.3	0.56	24.7	0.97	45.0	1.77	
K04BM04	1/4	1/4-19	14.3	0.56	28.2	1.11	47.8	1.88	
K04BM06	1/4	3/8-19	22.0	0.87	30.1	1.19	49.7	1.96	
K04BM08	1/4	1/2-14	27.0	1.06	34.7	1.37	54.3	2.14	
K05BM06	5/16	3/8-19	22	0.87					
K06BM04	3/8	1/4-19	19.0	0.75	31.4	1.24	58.6	2.31	
K06BM06	3/8	3/8-19	22.0	0.87	30.7	1.21	57.9	2.28	
K06BM06SS	3/8	3/8-19	22.0	0.87	30.7	1.21	57.9	2.28	
K06BM08	3/8	1/2-14	27.0	1.06	35.3	1.39	62.5	2.46	
K08BM06	1/2	3/8-19	22.0	0.87	32.0	1.26	62.2	2.45	
K08BM08	1/2	1/2-14	27.0	1.06	35.8	1.41	66.0	2.60	
K08BM08SS	1/2	1/2-14	27.0	1.06	35.8	1.41	66.0	2.60	
K08BM12	1/2	3/4-14	36.0	1.42					
K10BM08	5/8	1/2-14	27.0	1.06	36.3	1.43	71.6	2.82	
K10BM12	5/8	3/4-14	36.0	1.42	40.4	1.59	75.7	2.98	
K12BM12	3/4	3/4-14	36.0	1.42	40.4	1.59	75.8	2.98	
K12BM16	3/4	1-11	41.0	1.61	45.2	1.78	80.6	3.17	
K16BM16	1	1-11	41.0	1.61	47.6	1.87	88.4	3.48	
K16BM16SS	1	1-11	41.0	1.61	47.6	1.87	88.4	3.48	
K16BM20	1	1 1/4-11	41.0	1.61	47.6	1.87	88.4	3.48	
K20BM20	1 1/4	1 1/4-11	50.0	1.97	52.6	2.07	96.3	3.79	
K24BM24	1 1/2	1 1/2-11	60.0	2.36	52.8	2.08	87.2	3.43	
K32BM32	2	2-11	70.0	2.76	63.1	2.48	107.0	4.21	

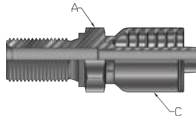
HOSE TAILS
K Series

Single & Double Wire Braid

Straight

K Series

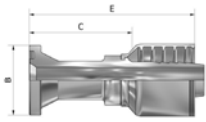
BBPM - BSP Male Bulkhead Parallel 60° Cone



Part Number	Products Description								
	Hose In-Dia	Thread PF	Nipple Hex		Tail-Growth		Overall Length		
		A	B	MM	Inch	MM	Inch	MM	
K08BBPM08	1/2	1/2-14	27.0	1.06	51.6	2.03	85.8	3.38	
K10BBPM10	5/8	5/8-14	30.0	1.18	51.3	2.02	90.6	3.57	

K Series

F61 - SAE Code 61 Flange Straight



Part Number	Products Description								
	Hose In-Dia	Flange Size	Flange Dia		Tail-Growth		Overall Length		
		A	B	MM	Inch	MM	Inch	MM	
K08F6108	1/2	1/2	30.2	1.19	57.6	2.27	87.8	3.46	
K08F6112	1/2	3/4	38.1	1.50	31.7	1.25	61.9	2.44	
K10F6110	5/8	5/8	34.1	1.34	61.9	2.44	97.2	3.83	
K12F6112	3/4	3/4	38.1	1.50	62.6	2.46	98.0	3.86	
K12F6116	3/4	1	44.5	1.75	34.2	1.35	69.6	2.74	
K12F6120	3/4	1 1/4	50.8	2.00	39.8	1.57	75.2	2.96	
K16F6116	1	1	44.5	1.75	67.1	2.64	107.9	4.25	
K16F6120	1	1 1/4	50.8	2.00	40.4	1.59	81.2	3.20	
K16F6124	1	1 1/2	60.3	2.37	45.6	1.80	86.4	3.40	
K20F6116	1 1/4	1	44.5	1.75	67.6	2.66	111.3	4.38	
K20F6120	1 1/4	1 1/4	50.8	2.00	75.7	2.98	119.4	4.70	
K20F6124	1 1/4	1 1/2	60.3	2.37	38.1	1.50	81.8	3.22	
K24F6124	1 1/2	1 1/2	60.3	2.37	82.2	3.24	116.6	4.59	
K32F6132	2	2	71.4	2.81	83.2	3.28	127.1	5.00	
K32F6140	2	2 1/2	84.1	3.31	53.7	2.11	97.6	3.84	

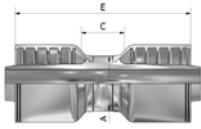


Single & Double Wire Braid

Straight

K Series

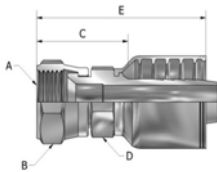
HJ - Hose Joiner



Part Number	Products Description							
	Hose In-Dia	Nipple		Tail-Growth		Overall Length		
		MM	Inch	MM	Inch	MM	Inch	
		A		C		E		
K04HJ04	1/4	13.7	0.54	20.5	0.81	59.7	2.35	
K05HJ05	5/16	15.0	0.59	21.5	0.85	63.4	2.50	
K06HJ06	3/8	17.5	0.69	21.6	0.85	76.0	2.99	
K08HJ08	1/2	21.0	0.83	24.6	0.97	85.0	3.35	
K10HJ10	5/8	25.0	0.98	26.6	1.05	97.1	3.82	
K12HJ12	3/4	28.0	1.10	19.6	8.77	98.3	3.82	

K Series

JF - JIC Female 37° Swivel Straight



SS = Stainless Steel

Part Number	Product Description									
	Hose In-Dia	Thread UNF	Nut Hex		Tail-Growth		Nipple Hex		Overall Length	
			MM	Inch	MM	Inch	MM	Inch	MM	Inch
			A	B	C		D		E	
K03JF07	3/16	7/16-20	14.3	0.56	32.2	1.27	14.3	0.56	47.9	1.89
K03JF09	3/16	9/16-18	17.5	0.69	34.5	1.36	17.5	0.69	50.2	1.98
K04JF06	1/4	3/8-24								
K04JF07	1/4	7/16-20	14.3	0.56	29.8	1.17	14.3	0.56	50.1	1.97
K04JF07SS	1/4	7/16-20	14.3	0.56	29.8	1.17	14.3	0.56	50.1	1.97
K04JF08	1/4	1/2-20	15.9	0.62	31.3	1.23	14.3	0.56	51.6	2.03
K04JF09	1/4	9/16-18	17.5	0.69	32.7	1.29	14.3	0.56	53.0	2.09
K04JF09SS	1/4	9/16-18	17.5	0.69	32.7	1.29	14.3	0.56	53.0	2.09
K04JF12	1/4	3/4-16	22.2	0.87	37.5	1.48	20.6	0.81	57.8	2.28
K05JF08	5/16	1/2-20	15.9	0.62	28.9	1.14	17.5	0.69	53.4	2.10
K05JF09	5/16	9/16-18	17.5	0.69	33.2	1.31	17.5	0.69	54.2	2.13
K06JF07	3/8	7/16-20	14.3	0.56	30.0	1.18	17.5	0.69	57.2	2.25
K06JF09	3/8	9/16-18	17.5	0.69	32.5	1.28	17.5	0.69	59.7	2.35
K06JF09SS	3/8	9/16-18	17.5	0.69	32.5	1.28	17.5	0.69	59.7	2.35
K06JF12	3/8	3/4-16	22.2	0.87	35.4	1.39	17.5	0.69	62.6	2.46
K06JF12SS	3/8	3/4-16	22.2	0.87	35.4	1.39	17.5	0.69	62.6	2.46
K06JF14	3/8	7/8-14	25.4	1.00	41.0	1.61	22.2	0.87	68.2	2.69
K08JF09	1/2	9/16-18	17.5	0.69	33.0	1.30	20.6	0.81	63.2	2.49
K08JF12	1/2	3/4-16	22.2	0.87	38.6	1.52	20.6	0.81	68.8	2.71

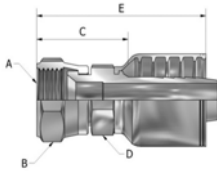
Continued on following page..

Single & Double Wire Braid

Straight

K Series

JF - JIC Female 37° Swivel Straight *Continued...*



SS = Stainless Steel

Part Number	Product Description									
	Hose In-Dia	Thread UNF	Nut Hex		Tail-Growth		Nipple Hex		Overall Length	
		A	B	MM	Inch	MM	Inch	MM	Inch	MM
K08JF12SS	1/2	3/4-16	22.2	0.87	38.6	1.52	20.6	0.81	68.8	2.71
K08JF14	1/2	7/8-14	25.4	1.00	41.5	1.63	22.2	0.87	71.7	2.82
K08JF14SS	1/2	7/8-14	25.4	1.00	41.5	1.63	22.2	0.87	71.7	2.82
K08JF17	1/2	1 1/16-12	31.8	1.25	39.8	1.57	27.0	1.06	70.0	2.76
K10JF12	5/8	3/4-16	22.2	0.87	36.3	1.43	23.8	0.94	71.6	2.82
K10JF14	5/8	7/8-14	25.4	1.00	39.2	1.54	23.8	0.94	74.5	2.93
K10JF14SS	5/8	7/8-14	25.4	1.00	39.2	1.54	23.8	0.94	74.5	2.93
K10JF17	5/8	1 1/16-12	31.8	1.25	43.6	1.72	27.0	1.06	78.9	3.11
K12JF12	3/4	3/4-16	22.2	0.87	36.4	1.43	27.0	1.06	71.8	2.83
K12JF14	3/4	7/8-14	25.4	1.00	38.9	1.53	27.0	1.06	74.4	2.93
K12JF17	3/4	1 1/16-12	31.8	1.25	45.1	1.78	27.0	1.06	80.5	3.17
K12JF17SS	3/4	1 1/16-12	31.8	1.25	45.1	1.78	27.0	1.06	80.5	3.17
K12JF19	3/4	1 3/16-12	36.0	1.42	45.7	1.80	31.8	1.25	81.1	3.19
K12JF21	3/4	1 5/16-12	38.0	1.50	48.0	1.89	31.8	1.25	83.4	3.28
K16JF17	1	1 1/16-12	31.8	1.25	47.9	1.89	35.0	1.38	88.7	3.49
K16JF21	1	1 5/16-12	38.0	1.50	50.5	1.99	35.0	1.38	91.3	3.59
K16JF21SS	1	1 5/16-12	38.0	1.50	50.5	1.99	35.0	1.38	91.3	3.59
K16JF26	1	1 5/8-12	50.0	1.97	56.4	2.22	41.3	1.62	97.2	3.83
K20JF21	1 1/4	1 5/16-12	38.0	1.50	52.4	2.06	47.6	1.87	96.1	3.78
K20JF26	1 1/4	1 5/8-12	50.0	1.97	56.7	2.23	47.6	1.87	100.4	3.95
K20JF26SS	1 1/4	1 5/8-12	50.0	1.97	56.7	2.23	47.6	1.87	100.4	3.95
K20JF30	1 1/4	1 7/8-12	55.0	2.17	59.8	2.35	54.0	2.13	103.4	4.07
K24JF30	1 1/2	1 7/8-12	55.0	2.17	61.7	2.43	54.0	2.13	96.1	3.78
K32JF40	2	2 1/2-12	73.0	2.87	77.2	3.04	63.5	2.50	121.1	4.77



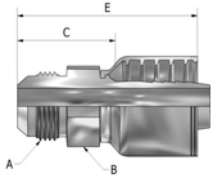
HOSE TAILS
K Series

Single & Double Wire Braid

Straight

K Series

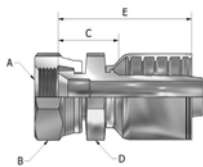
JM - JIC Male 37° Straight



Part Number	Products Description								
	Hose In-Dia	Thread UNF	Nipple Hex		Tail-Growth		Overall Length		
		A	B	MM	Inch	MM	Inch	MM	Inch
K04JM07	1/4	7/16-20	14.3	0.56	30.8	1.21	51.1	2.01	
K04JM08	1/4	1/2-20	14.3	0.56	23.8	0.94	46.6	1.84	
K04JM09	1/4	9/16-18	17.5	0.69	27.3	1.07	47.6	1.87	
K04JM12	1/4	3/4-16	22.2	0.87	36.2	1.43	56.5	2.22	
K06JM09	3/8	9/16-18	19.0	0.75	34.2	1.35	61.4	2.42	
K06JM12	3/8	3/4-16	22.2	0.87	32.7	1.29	59.9	2.36	
K06JM14	3/8	7/8-14	23.8	0.94	35.2	1.39	62.4	2.46	
K08JM12	1/2	3/4-16	22.2	0.87	37.3	1.47	67.5	2.66	
K08JM14	1/2	7/8-14	23.8	0.94	35.7	1.41	65.9	2.59	
K08JM17	1/2	1 1/16-12	28.6	1.12	45.1	1.78	75.3	2.96	
K10JM14	5/8	7/8-14	23.8	0.94	41.8	1.65	77.1	3.04	
K10JM17	5/8	1 1/16-12	28.6	1.12	45.6	1.80	80.9	3.19	
K12JM17	3/4	1 1/16-12	28.6	1.12	45.6	1.80	81.0	3.19	
K12JM21	3/4	1 5/16-12	35.0	1.38	47.4	1.87	82.8	3.26	
K16JM21	1	1 5/16-12	35.0	1.38	51.4	2.02	92.2	3.63	
K16JM26	1	1 5/8-12	47.6	1.87	53.2	2.09	94.0	3.70	
K20JM26	1 1/4	1 5/8-12	47.6	1.87	53.6	2.11	97.2	3.83	

K Series

IBF - JIS (BSP) Female Parallel Pipe Swivel 30° Flare Straight



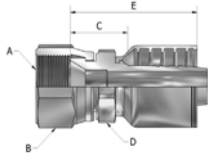
Part Number	Products Description									
	Hose In-Dia	Thread PF	Nut Hex		Tail-Growth		Nipple Hex		Overall Length	
		A	B	MM	Inch	MM	Inch	MM	Inch	MM
K04IBF04	1/4	1/4-19	19.0	0.75	22.7	0.89	19.0	0.75	42.3	1.67
K04IBF06	1/4	3/8-19	22.0	0.87	25.5	1.00	22.0	0.87	45.1	1.78
K06IBF06	3/8	3/8-19	22.0	0.87	26.1	1.03	22.0	0.87	53.3	2.10
K08IBF08	1/2	1/2-14	27.0	1.06	27.9	1.10	27.0	1.06	58.1	2.29
K10IBF12	5/8	3/4-14	36.0	1.42	32.4	1.28	36.0	1.42	67.7	2.67
K12IBF12	3/4	3/4-14	36.0	1.42	32.4	1.28	36.0	1.42	67.8	2.67
K16IBF16	1	1-11	41.0	1.61	36.9	1.45	41.0	1.61	77.7	3.06

Single & Double Wire Braid

Straight

K Series

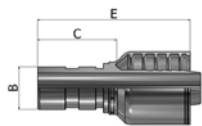
KF - Komatsu Female Swivel Straight 30° Flare JIS Metric



Part Number	Products Description									
	Hose In-Dia	Thread METRIC	Nut Hex		Tail-Growth		Nipple Hex		Overall Length	
		A	B	MM	Inch	MM	Inch	MM	Inch	MM
K04KF14	1/4	M14*1.5P	19.0	0.75	22.5	0.89	19.0	0.75	42.3	1.67
K04KF18	1/4	M18*1.5P	24.0	0.94	25.5	1.00	22.0	0.87	45.1	1.78
K06KF14	3/8	M14*1.5P	19.0	0.75	23.3	0.92	19.0	0.75	50.5	1.99
K06KF16	3/8	M16*1.5P	22.0	0.87	26.1	1.03	22.0	0.87	53.3	2.10
K06KF18	3/8	M18*1.5P	24.0	0.94	26.1	1.03	22.0	0.87	53.3	2.10
K06KF20	3/8	M20*1.5P	27.0	1.06	27.4	1.08	27.0	1.06	54.6	2.15
K06KF22	3/8	M22*1.5P	27.0	1.06	27.4	1.08	27.0	1.06	54.6	2.15
K08KF20	1/2	M20*1.5P	27.0	1.06	27.4	1.08	27.0	1.06	54.6	2.15
K08KF22	1/2	M22*1.5P	27.0	1.06	27.9	1.10	27.0	1.06	58.1	2.29
K08KF24	1/2	M24*1.5P	32.0	1.26	31.4	1.24	30.0	1.18	61.6	2.43
K10KF24	5/8	M24*1.5P	32.0	1.26	31.9	1.26	30.0	1.18	67.2	2.65
K10KF30	5/8	M30*1.5P	36.0	1.41	47.0	1.85	32.0	1.26	86.3	3.39
K12KF24	3/4	M24*1.5P	32.0	1.26	31.9	1.26	30.0	1.18	67.3	2.65
K12KF30	3/4	M30*1.5P	36.0	1.42	32.4	1.28	32.0	1.26	67.8	2.67
K16KF33	1	M33*1.5P	41.0	1.61	39.0	1.54	36.0	1.42	79.8	3.14
K20KF42	1 1/4	M42*1.5P	50.8	2.00	51.9	2.04	50.8	2.00		
K24KF42	1 1/2	M42*1.5P	50.8	2.00	51.9	2.04	50.8	2.00	86.3	3.40

K Series

KPI - Plug In Male (WEO Interchange)



Part Number	Products Description							
	Hose In-Dia	Plugin	OD		Tail-Growth		Overall Length	
			MM	Inch	MM	Inch	MM	Inch
K04KPI04	1/4	1/4	9.9	0.39	29.7	1.17	51.3	2.02
K06KPI06	3/8	3/8	12.9	0.51	34.4	1.35	63.5	2.50
K08KPI08	1/2	1/2	15.9	0.63	34.8	1.37	67	2.64
K12KPI12	3/4	3/4	22.9	0.9	44.9	1.77	81.9	3.22
K16KPI16	1	1	29.9	1.18	55.5	2.19	98.1	3.86

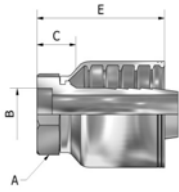


Single & Double Wire Braid

Straight

K Series

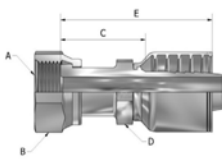
LS - Life Saver



Part Number	Products Description									
	Hose In-Dia	Nipple Hex		In-Dia		Tail-Growth		Overall Length		
		MM	Inch	MM	Inch	MM	Inch	MM	Inch	
		A		B		C		E		
K04LS04	1/4	14.0	0.55	6.35	0.25	13.3	0.52	32.7	1.29	
K04LS05	1/4	14.0	0.55	8.2	0.32	13.3	0.52	32.7	1.29	
K06LS06	3/8	17.46	0.69	9.5	0.37	13.7	0.54	40.9	1.61	
K06LS08	3/8	17.46	0.69	12.6	0.50	13.7	0.54	40.9	1.61	
K08LS08	1/2	20.63	0.81	12.6	0.50	14.2	0.56	44.4	1.75	
K10LS10	5/8	23.8	0.94	16.2	0.64	17.9	0.70	53.2	2.09	
K12LS12	3/4	27.0	1.06	19.4	0.76	18.0	0.71	53.3	2.10	
K16LS16	1	35.0	1.38	25.7	1.01	24.1	0.95	64.9	2.56	
K20LS20	1 1/4	46.0	1.81	31.8	1.25	26.2	1.03	69.9	2.75	

K Series

MFF - Metric Female Flat Face Straight



Part Number	Products Description									
	Hose In-Dia	Thread METRIC	Nut Hex		Tail-Growth		Nipple Hex		Overall Length	
			MM	Inch	MM	Inch	MM	Inch	MM	Inch
		A	B			C		D		E
K04MFF14	1/4	M14*1.5P	16.9	0.66						
K04MFF16	1/4	M16*1.5P	18.9	0.74						
K06MFF16	3/8	M16*1.5P	22.0	0.87	30.6	1.20	17.4	0.68	61.3	2.4
K06MFF18	3/8	M18*1.5P	21.7	0.85						
K08MFF22	1/2	M22*1.5P	26.8	1.05						
K10MFF27	5/8	M27*1.5P	31.5	1.24						
K12MFF30	3/4	M30*1.5P	35.7	1.40						
K12MFF36	3/4	M36*2P	40.8	1.60						
K16MFF36	1	M36*2P	40.8	1.60						
K16MFF39	1	M39*2P	45.4	1.78						
K16MFF42	1	M42*2P	49.7	1.95						

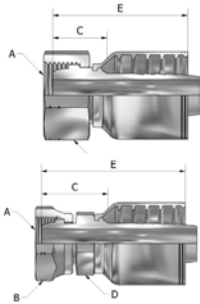
HOSE TAILS
K Series

Single & Double Wire Braid

Straight

K Series

MF - Metric Female Ball Nose Straight 24° Cone



(L) = Light Series Metric
(S) = Heavy Series Metric

Part Number	Products Description											
	Hose In-Dia	DIN	Thread METRIC	Nut Hex		Tail-Growth		Nipple Hex		Overall Length		
			A	B	C		D		E			
K04MF0612A	1/4	(L)	M12*1.5P	15.9	0.62	25.6	1.01	14.0	0.55	45.2	1.78	
K04MF0614A	1/4	(S)	M14*1.5P	17.5	0.69	24.7	0.97	14.0	0.55	45.0	1.77	
K04MF0814A	1/4	(L)	M14*1.5P	17.5	0.69	26.0	1.02	17.0	0.67	45.6	1.80	
K04MF0816A	1/4	(S)	M16*1.5P	19.0	0.75	19.6	0.77			39.2	1.54	
K04MF1016A	1/4	(L)	M16*1.5P	19.0	0.75	30.1	1.19	19.0	0.75	50.4	1.98	
K04MF1018A	1/4	(S)	M18*1.5P	22.0	0.87	21.8	0.86			41.4	1.63	
K04MF1218A	1/4	(L)	M18*1.5P	22.0	0.87	21.8	0.86			41.4	1.63	
K06MF0814A	3/8	(L)	M14*1.5P	17.5	0.69							
K06MF0816A	3/8	(S)	M16*1.5P	19.0	0.75	28.4	1.12	17.0	0.67	55.6	2.19	
K06MF1016A	3/8	(L)	M16*1.5P	19.0	0.75	31.4	1.24	19.0	0.75	58.6	2.31	
K06MF1018A	3/8	(S)	M18*1.5P	22.0	0.87	32.9	1.30	17.0	0.67	60.1	2.37	
K06MF1218A	3/8	(L)	M18*1.5P	22.0	0.87	31.3	1.23	17.0	0.67	58.5	2.30	
K06MF1220A	3/8	(S)	M20*1.5P	24.0	0.94	24.4	0.96			51.6	2.03	
K06MF1422A	3/8	(S)	M22*1.5P	27.0	1.06	24.3	0.96			51.5	2.03	
K06MF1522A	3/8	(L)	M22*1.5P	27.0	1.06	23.8	0.94			51.0	2.01	
K08MF1218A	1/2	(L)	M18*1.5P	22.0	0.87	32.9	1.30	22.0	0.87	63.1	2.48	
K08MF1220A	1/2	(S)	M20*1.5P	24.0	0.94	24.4	0.96					
K08MF1422A	1/2	(S)	M22*1.5P	27.0	1.06	35.6	1.40	22.0	0.87	65.8	2.59	
K08MF1522A	1/2	(L)	M22*1.5P	27.0	1.06	35.6	1.40	22.0	0.87	65.8	2.59	
K08MF1624A	1/2	(S)	M24*1.5P	30.0	1.18	27.4	1.08			55.6	2.19	
K08MF1826A	1/2	(L)	M26*1.5P	32.0	1.26	24.3	0.96			54.5	2.15	
K10MF1624A	5/8	(S)	M24*1.5P	30.0	1.18	29.9	1.17			69.2	2.72	
K10MF1826A	5/8	(L)	M26*1.5P	32.0	1.26	33.8	1.33	24.0	0.94	69.1	2.72	
K10MF2030B	5/8	(S)	M30*2.0P	36.0	1.42	29.3	1.15			64.6	2.54	
K10MF2536B	5/8	(S)	M36*2.0P	46.0	1.81	28.2	1.11			63.5	2.50	
K12MF1826A	3/4	(L)	M26*1.5P	32.0	1.26	33.8	1.33	27.0	1.06	69.2	2.72	
K12MF2030B	3/4	(S)	M30*2.0P	36.0	1.42	27.2	1.07			62.6	2.46	
K12MF2230A	3/4		M30*1.5P	36.0	1.42	26.6	1.05			62.0	2.44	
K12MF2230B	3/4	(L)	M30*2.0P	36.0	1.42	26.6	1.05			62.0	2.44	
K12MF2536B	3/4	(S)	M36*2.0P	46.0	1.81	28.2	1.11			63.6	2.50	
K16MF2836B	1	(L)	M36*2.0P	43.0	1.69	46.9	1.85	35.0	1.38	87.7	3.45	
K16MF3042B	1	(S)	M42*2.0P	50.0	1.97	32.1	1.26			72.9	2.87	
K20MF3545B	1 1/4	(L)	M45*2.0P	50.0	1.97	51.1	2.01			94.7	3.73	

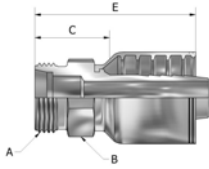


Single & Double Wire Braid

Straight

K Series

MM - Metric Male Straight 24° Cone



(L) = Light Series Metric
(S) = Heavy Series Metric
(LL) = Extra Light Series Metric

Part Number	Products Description									
	Hose In-Dia	DIN	Thread METRIC	Nipple Hex		Tail-Growth		Overall Length		
			A	B		C	E			
K04MM0612A	1/4	(L)	M12*1.5P	14.0	0.55	23.0	0.91	42.6	1.68	
K04MM0614A	1/4	(S)	M14*1.5P	14.0	0.55	23.0	0.91	42.6	1.68	
K04MM0814A	1/4	(L)	M14*1.5P	14.0	0.55	23.0	0.91	42.6	1.68	
K04MM0816A	1/4	(S)	M16*1.5P	17.0	0.67	25.0	0.98	44.6	1.76	
K04MM1016A	1/4	(L)	M16*1.5P	19.0	0.75	23.9	0.94	43.5	1.71	
K04MM1018A	1/4	(S)	M18*1.5P	19.0	0.75	26.8	1.06	46.6	1.83	
K06MM0814A	3/8	(L)	M14*1.5P	17.0	0.67	25.3	1.00	52.5	2.07	
K06MM0816A	3/8	(S)	M16*1.5P	19.0	0.75	27.2	1.07	54.4	2.14	
K06MM1016A	3/8	(L)	M16*1.5P	19.0	0.75	26.2	1.03	53.4	2.10	
K06MM1018A	3/8	(S)	M18*1.5P	22.0	0.87	28.1	1.11	55.3	2.18	
K06MM1218A	3/8	(L)	M18*1.5P	19.0	0.75	26.2	1.03	53.4	2.10	
K06MM1220A	3/8	(S)	M20*1.5P	22.0	0.87	29.2	1.15	56.4	2.22	
K06MM1422A	3/8	(S)	M22*1.5P	22.0	0.87	31.1	1.22	58.3	2.30	
K06MM1522A	3/8	(L)	M22*1.5P	22.0	0.87	29.1	1.15	56.3	2.22	
K08MM1218A	1/2	(L)	M18*1.5P	22.0	0.87	28.6	1.13	58.8	2.31	
K08MM1220A	1/2	(S)	M20*1.5P	22.0	0.87	29.2	1.15			
K08MM1422A	1/2	(S)	M22*1.5P	22.0	0.87	31.6	1.24	61.8	2.43	
K08MM1522A	1/2	(L)	M22*1.5P	22.0	0.87	29.6	1.17	59.8	2.35	
K08MM1624A	1/2	(S)	M24*1.5P	24.0	0.94	31.6	1.24	61.8	2.43	
K08MM1826A	1/2	(L)	M26*1.5P	27.0	1.06	31.8	1.25	62.0	2.44	
K10MM1826A	5/8	(L)	M26*1.5P	27.0	1.06	32.3	1.27	67.6	2.66	
K10MM2030B	5/8	(S)	M30*2.0P	30.0	1.18	36.3	1.43	71.6	2.82	
K12MM2030B	3/4	(S)	M30*2.0P	30.0	1.18	34.0	1.34	69.4	2.73	
K12MM2230B	3/4	(L)	M30*2.0P	30.0	1.18	34.0	1.34	69.4	2.73	
K12MM2536B	3/4	(S)	M36*2.0P	41.0	1.61	38.5	1.52	73.9	2.91	
K12MM3042B	3/4	(S)	M42*2.0P	46.0	1.81	41.6	1.64	77.0	3.03	
K16MM2536B	1	(S)	M36*2.0P	41.0	1.61	41.0	1.61	81.8	3.22	
K16MM2836B	1	(L)	M36*2.0P	36.0	1.42	36.6	1.44	77.4	3.05	
K16MM3042B	1	(S)	M42*2.0P	46.0	1.81	44.1	1.74	84.9	3.34	

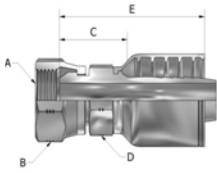
HOSE TAILS
K Series

Single & Double Wire Braid

Straight

K Series

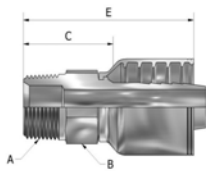
NF - NPT Female Swivel Straight



Part Number	Products Description									
	Hose In-Dia	Thread NPSM	Nut Hex		Tail-Growth		Nipple Hex		Overall Length	
		A	MM	Inch	MM	Inch	MM	Inch	MM	Inch
K04NF04	1/4	1/4-18	19.0	0.75	26.7	1.05	14.3	0.56	47.0	1.85
K06NF06	3/8	3/8-18	22.0	0.87	27.2	1.07	17.5	0.69	54.4	2.14
K08NF08	1/2	1/2-14	25.4	1.00	29.4	1.16	23.8	0.94	59.6	2.35

K Series

NM - Taper Male NPT Straight



SS = Stainless Steel

Part Number	Products Description								
	Hose In-Dia	Thread NPTF	Nipple Hex		Tail-Growth		Overall Length		
		A	MM	Inch	MM	Inch	MM	SAE	
K04NM02	1/4	1/8-27	14.3	0.56	26.0	1.02	45.6	1.80	
K04NM04	1/4	1/4-18	14.3	0.56	31.6	1.24	51.2	2.02	
K04NM04SS	1/4	1/4-18	14.3	0.56	31.6	1.24	51.2	2.02	
K04NM06	1/4	3/8-18	17.5	0.69	27.8	1.09	47.4	1.87	
K06NM04	3/8	1/4-18	19.0	0.75	32.2	1.27	59.4	2.34	
K06NM06	3/8	3/8-18	19.0	0.75	34.5	1.36	61.7	2.43	
K06NM08	3/8	1/2-14	22.2	0.87	35.0	1.38	62.2	2.45	
K08NM06	1/2	3/8-18	22.0	0.87	34.9	1.37	65.1	2.56	
K08NM08	1/2	1/2-14	22.0	0.87	41.3	1.63	71.5	2.81	
K08NM08SS	1/2	1/2-14	22.0	0.87	41.3	1.63	71.5	2.81	
K12NM12	3/4	3/4-14	27.0	1.06	43.0	1.69	78.4	3.09	
K16NM16	1	1-11.5	35.0	1.38	50.4	1.98	91.2	3.59	
K16NM16SS	1	1-11.5	35.0	1.38	50.4	1.98	91.2	3.59	
K20NM20	1 1/4	1 1/4-11.5	44.5	1.75	59.9	2.36	103.6	4.08	
K24NM24	1 1/2	1 1/2-11.5	50.8	2.00	54.5	2.15	88.9	3.50	
K32NM32	2	2-11.5	63.5	2.50	59.3	2.33	103.2	4.06	

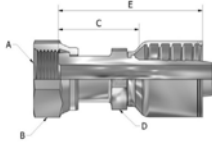


Single & Double Wire Braid

Straight

K Series

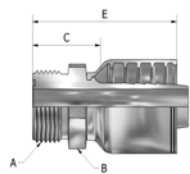
FO - Female O-Ring Face Seal Swivel Straight



Part Number	Products Description									
	Hose In-Dia	Thread UNF	Nut Hex		Tail-Growth		Nipple Hex		Overall Length	
			MM	Inch	MM	Inch	MM	Inch	MM	Inch
	A	B		C		D		E		
K04FO09	1/4	9/16-18	175	0.69	33.1	1.30	14.3	0.56	52.7	2.07
K04FO11	1/4	11/16-16	22.0	0.87	31.6	1.24	17.5	0.69	51.2	2.02
K06FO09	3/8	9/16-18	175	0.69	33.5	1.32	17.5	0.69	60.7	2.39
K06FO11	3/8	11/16-16	22.0	0.87	32.2	1.27	17.5	0.69	59.4	2.34
K06FO13	3/8	13/16-16	23.8	0.94	38.5	1.52	20.6	0.81	65.7	2.59
K06FO16	3/8	1-14	30.0	1.18	44.5	1.75	23.8	0.94	71.7	2.82
K08FO11	1/2	11/16-16	22.0	0.87	32.7	1.29	20.6	0.81	62.9	2.48
K08FO13	1/2	13/16-16	23.8	0.94	39.8	1.57	22.0	0.87	70.0	2.76
K08FO16	1/2	1-14	30.0	1.18	42.8	1.69	23.8	0.94	73.0	2.87
K08FO19	1/2	1 3/16-12	36.0	1.42	48.1	1.89	28.6	1.12	78.3	3.08
K10FO16	5/8	1-14	30.0	1.18	43.3	1.70	23.8	0.94	78.6	3.09
K10FO19	5/8	1 3/16-12	36.0	1.42	48.0	1.89	28.6	1.12	83.3	3.28
K12FO16	3/4	1-14	30.0	1.18	46.0	1.81	27.0	1.06	81.4	3.20
K12FO19	3/4	1 3/16-12	36.0	1.42	48.6	1.91	28.6	1.12	84.0	3.31
K12FO23	3/4	1 7/16-12	41.0	1.61	50.2	1.98	35.0	1.38	85.6	3.37
K16FO23	1	1 7/16-12	41.0	1.61	51.1	2.01	35.0	1.38	91.9	3.62
K16FO27	1	1 11/16-12	50.0	1.97	55.2	2.17	41.0	1.61	96.0	3.78
K20FO27	1 1/4	1 11/16-12	50.0	1.97	52.1	2.05	46.0	1.81	95.8	3.77

K Series

MO - Male O-Ring Face Seal



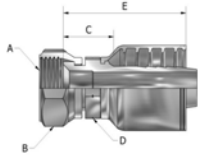
Part Number	Products Description									
	Hose In-Dia	Thread UNF	Nipple Hex		Tail-Growth		Overall Length			
			MM	Inch	MM	Inch	MM	Inch		
	A	B		C		D	E			
K04MO09	1/4	9/16-18	17.0	0.67	24.2	0.95	44.5	1.75		
K04MO11	1/4	11/16-16	19.0	0.75	25.4	1.00	45.7	1.80		
K06MO11	3/8	11/16-16	19.0	0.75	26.0	1.02	53.2	2.09		
K06MO13	3/8	13/16-16	22.0	0.87	31.3	1.23	58.5	2.30		
K08MO13	1/2	13/16-16	22.0	0.87	31.8	1.25	62.0	2.44		
K08MO16	1/2	1-14	27.0	1.06	36.8	1.45	67.0	2.64		
K10MO16	5/8	1-14	27.0	1.06	37.3	1.47	72.6	2.86		
K10MO19	5/8	1 3/16-12	32.0	1.26	34.5	1.36	69.8	2.75		
K12MO19	3/4	1 3/16-12	32.0	1.26	34.5	1.36	69.9	2.75		

Single & Double Wire Braid

Straight

K Series

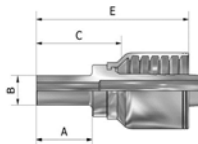
SF - SAE Female Straight



Part Number	Products Description									
	Hose In-Dia	Thread UNF	Nut Hex		Tail-Growth		Nipple Hex		Overall Length	
		MM	Inch	MM	Inch	MM	Inch	MM	Inch	
A		B		C		D		E		
K04SF10	1/4	5/8-18	19.0	0.75						
K06SF10	3/8	5/8-18	19.0	0.75	23.6	0.93	17.5	0.69	50.8	2.00
K10SF17	5/8	1 1/16-14	32.0	1.26	27.3	1.07	25.4	1.00	62.6	2.46
K12SF17	3/4	1 1/16-14	32.0	1.26	27.3	1.07	25.4	1.00	62.7	2.47

K Series

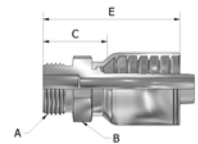
SPM - Stand Pipe Straight



Part Number	Products Description									
	Hose In-Dia	Length		Out-Dia		Tail-Growth		Overall Length		
MM		Inch	MM	Inch	MM	Inch	MM	Inch		
A			B		C		E			
K04SPM06	1/4	22	0.87	6.0	0.24	31.9	1.26	52.2	2.06	

K Series

PM - UNO Male Straight

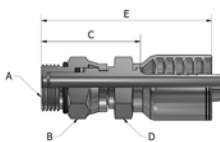


Supplied with O'Ring

Part Number	Products Description									
	Hose In-Dia	Thread UNF	Nipple Hex		Tail-Growth		Overall Length			
		MM	Inch	MM	Inch	MM	Inch	MM	Inch	
A		B		C		E				
K04PM09	1/4	9/16-18	17.5	0.69	22.4	0.88	42	1.65		
K06PM09	3/8	9/16-18	17.46	0.68	24.1	0.94	54.8	2.16		
K06PM12	3/8	3/4-16			32.7	1.29				
K08PM12	1/2	3/4-16			37.3	1.47				
K08PM14	1/2	7/8-14	25.4	1	35.7	1.41	59.1	2.33		

K Series

PSW - UNO Male Swivel



Part Number	Products Description									
	Hose In-Dia	Thread UNF	Nut Hex		Tail-Growth		Nipple Hex		Overall Length	
		MM	Inch	MM	Inch	MM	Inch	MM	Inch	
A		B		C		D		E		
K08PSW14	1/2	7/8	25.4	1	47.6	1.87	25.4	1	81.8	3.22

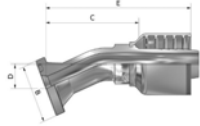


Single & Double Wire Braid

22.5 Degree

K Series

F61 - SAE Code 61 Flange 22.5° Elbow

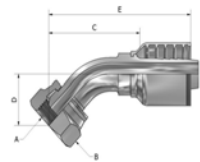


Part Number	Products Description									
	Hose In-Dia	Flange Size	Flange Dia		Tail-Growth		Drop		Overall Length	
		A	B	MM	Inch	MM	Inch	MM	Inch	MM
K12F611222.5	3/4	3/4	38.1	150	68.0	2.68	15.8	0.62	103.3	4.07
K20F612022.5	1 1/4	1-1/4	50.8	2.00	98.1	3.86	19.7	0.78	141.8	5.58

45 Degree

K Series

BF - BSP Female Parallel Pipe Swivel 45° Elbow 60° Cone



SS = Stainless Steel

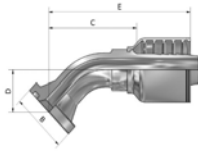
Part Number	Products Description									
	Hose In-Dia	Thread PF	Nut Hex		Tail-Growth		Drop		Overall Length	
		A	B	MM	Inch	MM	Inch	MM	Inch	MM
K04BF0445	1/4	1/4-19	19.0	0.75	40.3	1.59	19.8	0.78	59.8	2.35
K04BF0445SS	1/4	1/4-19	19.0	0.75	40.3	1.59	19.8	0.78	59.8	2.35
K04BF0645	1/4	3/8-19	22.0	0.87	42.7	1.68	22.2	0.87	63.0	2.48
K06BF0645	3/8	3/8-19	22.0	0.87	44.9	1.77	22.2	0.87	72.1	2.84
K06BF0845	3/8	1/2-14	27.0	1.06	58.5	2.30	28.8	1.13	85.7	3.37
K08BF0845	1/2	1/2-14	27.0	1.06	53.8	2.12	28.0	1.10	84.0	3.31
K08BF1245	1/2	3/4-14	32	1.26	46.3	1.83	24.3	0.96	81.0	3.19
K10BF1045	5/8	5/8-14	28.6	1.12	53.0	2.09	24.3	0.96	88.3	3.48
K12BF1245	3/4	3/4-14	32.0	1.26	68.0	2.68	32.3	1.27	103.3	4.07
K16BF1645	1	1-11	41.0	1.61	86.0	3.39	40.4	1.59	126.8	4.99
K20BF2045	1 1/4	1 1/4-11	50.0	1.97	114.8	4.52	55.5	2.19	158.5	6.24
K24BF2445	1 1/2	1 1/2-11	55.0	2.17	130.0	5.12	60.1	2.37	164.4	6.47
K32BF3245	2	2-11	70.0	2.76	159.1	6.26	68.8	2.71	203.0	7.99

Single & Double Wire Braid

45 Degree

K Series

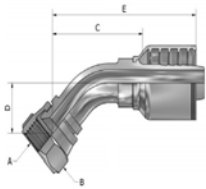
F61 - SAE Code 61 Flange 45° Elbow



Part Number	Products Description									
	Hose In-Dia	Flange Size	Flange Dia		Tail-Growth		Drop		Overall Length	
		A	B	MM	Inch	MM	Inch	MM	Inch	MM
K08F610845	1/2	1/2	30.2	1.19	51.6	2.03	21.5	0.85	81.8	3.22
K08F611245	1/2	3/4	38.1	1.50	52.3	2.06	22.0	0.87	82.5	3.25
K12F611245	3/4	3/4	38.1	1.50	62.4	2.46	26.0	1.02	97.8	3.85
K12F611645	3/4	1	44.5	1.75	64.2	2.53	28.0	1.10	99.6	3.92
K16F611645	1	1	44.5	1.75	79.3	3.12	32.0	1.26	120.1	4.73
K16F612045	1	1 1/4	50.8	2.00	76.0	2.99	32.0	1.26	116.8	4.60
K20F612045	1 1/4	1 1/4	50.8	2.00	98.3	3.87	38.0	1.50	142.0	5.59
K20F612445	1 1/4	1 1/2	60.3	2.37	98.3	3.87	38.0	1.50	142.0	5.59
K24F612445	1 1/2	1 1/2	60.3	2.37	112.4	4.43	41.0	1.61	146.8	5.78
K32F613245	2	2	71.4	2.81	140.2	5.52	50.0	1.97	184.1	7.25

K Series

JF - JIC Female 37° Swivel 45° Elbow



SS = Stainless Steel

Part Number	Products Description									
	Hose In-Dia	Thread UNF	Nut Hex		Tail-Growth		Drop		Overall Length	
		A	B	MM	Inch	MM	Inch	MM	Inch	MM
K03JF0745	3/16	7/16-20	14.3	0.56	30.4	1.20	10.0	0.39		
K04JF0745	1/4	7/16-20	14.3	0.56	30.4	1.20	10.0	0.39	50.6	1.99
K04JF0845	1/4	1/2-20	15.9	0.62	30.4	1.20	10.0	0.39	50.7	2.00
K04JF0945	1/4	9/16-18	17.5	0.69	31.4	1.24	11.0	0.43	51.7	2.04
K06JF0945	3/8	9/16-18	17.5	0.69	33.7	1.33	11.0	0.43	60.9	2.40
K06JF1245	3/8	3/4-16	22.2	0.87	36.7	1.44	14.0	0.55	63.9	2.52
K06JF1445	3/8	7/8-14	25.4	1.00	40.7	1.60	15.0	0.59	67.9	2.67
K08JF1245	1/2	3/4-16	22.2	0.87	41.1	1.62	15.0	0.59	71.3	2.81
K08JF1245SS	1/2	3/4-16	22.2	0.87	41.1	1.62	15.0	0.59	71.3	2.81
K08JF1445	1/2	7/8-14	25.4	1.00	41.1	1.62	15.0	0.59	71.3	2.81
K08JF1745	1/2	1 1/16-12	31.8	1.25	47.8	1.88	20.0	0.79	78.0	3.07
K10JF1445	5/8	7/8-14	25.4	1.00	44.2	1.74	16.0	0.63	79.4	3.13
K10JF1745	5/8	1 1/16-12	31.8	1.25	55.7	2.19	21.0	0.83	91.0	3.58
K12JF1745	3/4	1 1/16-12	31.8	1.25	64.0	2.52	27.0	1.06	99.4	3.91

Continued on following page..

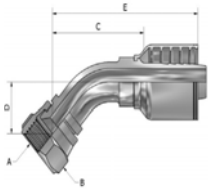


Single & Double Wire Braid

45 Degree

K Series

JF - JIC Female 37° Swivel 45° Elbow *Continued...*

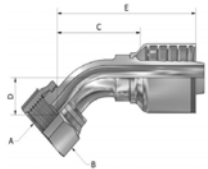


SS = Stainless Steel

Part Number	Products Description									
	Hose In-Dia	Flange Size	Flange Dia		Tail-Growth		Drop		Overall Length	
		A	B	MM	Inch	MM	Inch	MM	Inch	MM
K12JF2145	3/4	1 5/16-12	38.1	1.50	59.7	2.35	24.0	0.94	95.1	3.74
K16JF2145	1	1 5/16-12	38.1	1.50	78.5	3.09	33.0	1.30	119.3	4.70
K20JF2645	1 1/4	1 5/8-12	50.0	1.97	102.3	4.03	45.0	1.77	146.0	5.75
K24JF3045	1 1/2	1 7/8-12	55.0	2.17	123.9	4.88	52.0	2.05	158.3	6.23
K32JF4045	2	2 1/2-12	73.0	2.87	145.9	5.74	55.7	2.19	189.8	7.47

K Series

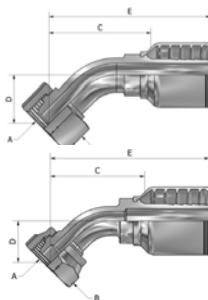
MFF - Flat Face Metric Female - 45°



Part Number	Products Description									
	Hose In-Dia	Thread METRIC	Nut Hex		Tail-Growth		Drop		Overall Length	
		A	B	MM	Inch	MM	Inch	MM	Inch	MM
K04MFF1445	1/4	M14*1.5P	16.9	0.66						
K06MFF1645	3/8	M16*1.5P	18.9	0.74						
K06MFF1845	3/8	M18*1.5P	21.7	0.85						
K08MFF2245	1/2	M22*1.5P	26.8	1.05						
K10MFF2745	5/8	M27*1.5P	31.5	1.24						
K12MFF3045	3/4	M30*2P	35.7	1.40						

K Series

MF - Metric Female Ball Nose 45° Elbow 24° Cone



(L) = Light Series Metric
(S) = Heavy Series Metric

Part Number	Products Description										
	Hose In-Dia	DIN	Thread METRIC	Nut Hex		Tail-Growth		Drop		Overall Length	
			A	B	MM	Inch	MM	Inch	MM	Inch	MM
K04MF0612A45	1/4	(L)	M12*1.5P	15.8	0.62	38.4	1.51	15.0	0.59	58.0	2.28
K04MF0614A45	1/4	(S)	M14*1.5P	17.5	0.69	39.4	1.55	16.0	0.63	59.0	2.32
K04MF0814A45	1/4	(L)	M14*1.5P	17.5	0.69	39.4	1.55	16.0	0.63	59.0	2.32
K04MF0816A45	1/4	(S)	M16*1.5P	19.0	0.75	40.5	1.59	15.4	0.61	60.1	2.37
K04MF1016A45	1/4	(L)	M16*1.5P	19.0	0.75	40.5	1.59	15.4	0.61	60.1	2.37
K04MF1018A45	1/4	(S)	M18*1.5P	22.0	0.87	40.9	1.61	15.8	0.62	60.5	2.38
K04MF1218A45	1/4	(L)	M18*1.5P	22.0	0.87	40.9	1.61	15.8	0.62	60.5	2.38
K06MF0816A45	3/8	(S)	M16*1.5P	19.0	0.75	39.1	1.54	16.4	0.65	66.3	2.61

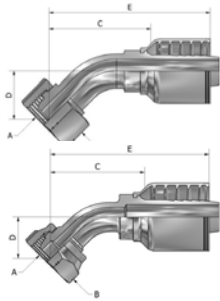
Continued on following page..

Single & Double Wire Braid

45 Degree

K Series

MF - Metric Female Ball Nose 45° Elbow 24° Cone *Continued...*

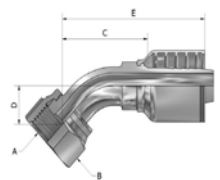


(L) = Light Series Metric
(S) = Heavy Series Metric

Part Number	Products Description										
	Hose In-Dia	DIN	Thread METRIC	Nut Hex		Tail-Growth		Drop		Overall Length	
			A	B	C		D		E		
K06MF1016A45	3/8	(L)	M16*1.5P	19.0	0.75	39.7	156	17.0	0.67	66.9	2.63
K06MF1018A45	3/8	(S)	M18*1.5P	22.0	0.87	44.7	176	22.0	0.87	71.9	2.83
K06MF1218A45	3/8	(L)	M18*1.5P	22.0	0.87	45.8	180	18.0	0.71	73.0	2.87
K06MF1220A45	3/8	(S)	M20*1.5P	24.0	0.94	46.7	184	19.0	0.75	73.9	2.91
K06MF1422A45	3/8	(S)	M22*1.5P	27.0	1.06	42.7	168	20.0	0.79	69.9	2.75
K06MF1522A45	3/8	(L)	M22*1.5P	27.0	1.06	42.7	168	20.0	0.79	69.9	2.75
K08MF1218A45	1/2	(L)	M18*1.5P	22.0	0.87	44.4	175	18.0	0.70	78.6	3.09
K08MF1422A45	1/2	(S)	M22*1.5P	27.0	1.06	49.7	196	20.0	0.79	83.9	3.30
K08MF1522A45	1/2	(L)	M22*1.5P	27.0	1.06	53.7	211	20.0	0.79	83.9	3.30
K08MF1624A45	1/2	(S)	M24*1.5P	30.0	1.18	59.0	232	24.0	0.94	89.2	3.51
K08MF1826A45	1/2	(L)	M26*1.5P	32.0	1.26	59.0	232	24.0	0.94	89.2	3.51
K10MF1826A45	5/8	(L)	M26*1.5P	32.0	1.26	53.3	210	24.2	0.95	88.6	3.49
K10MF2030B45	5/8	(S)	M30*2.0P	36.0	1.42	57.2	225	28.0	1.10	92.4	3.64
K12MF1826A45	3/4	(L)	M26*1.5P	32.0	1.26	55.9	220	24.2	0.95	91.2	3.59
K12MF2030B45	3/4	(S)	M30*2.0P	36.0	1.42	65.3	257	29.6	1.17	100.7	3.96
K12MF2230B45	3/4	(L)	M30*2.0P	36.0	1.42	65.3	257	29.6	1.17	100.7	3.96
K12MF2536B45	3/4	(S)	M36*2.0P	46.0	1.81	64.3	253	30.5	1.20	99.6	3.92
K16MF2836B45	1	(L)	M36*2.0P	43.0	1.69	78.5	309	35.0	1.38	119.3	4.70
K16MF3042B45	1	(S)	M42*2.0P	50.0	1.97	80.5	317	37.0	1.46	121.3	4.78
K20MF3545B45	1 1/4	(L)	M45*2.0P	50.0	1.97	108.3	426	48.0	1.89	152.0	5.98

K Series

F0 - Female O-Ring Face Seal Swivel 45° Elbow



Part Number	Products Description										
	Hose In-Dia	Thread UNF	Nut Hex		Tail-Growth		Drop		Overall Length		
		A	B	C		D		E			
K04F00945	1/4	9/16-18	17.5	0.69	30.5	120	10.0	0.39	50.8	2.00	
K04F01145	1/4	11/16-16	22.0	0.87	31.3	123	10.9	0.43	50.9	2.00	
K06F01145	3/8	11/16-16	22.0	0.87	33.7	133	11.0	0.43	60.9	2.40	
K06F01345	3/8	13/16-16	23.8	0.94	39.6	156	15.0	0.59	66.8	2.63	
K08F01345	1/2	13/16-16	23.8	0.94	41.0	161	15.0	0.59	71.2	2.80	

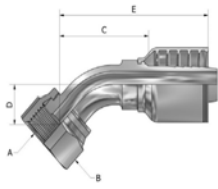
Continued on following page..

Single & Double Wire Braid

45 Degree

K Series

FO - Female O-Ring Face Seal Swivel 45° Elbow *Continued...*

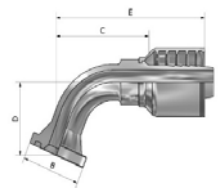


Part Number	Products Description									
	Hose In-Dia	Thread UNF	Nut Hex		Tail-Growth		Drop		Overall Length	
		A	B	MM	Inch	MM	Inch	MM	Inch	MM
K08FO1645	1/2	1-14	30.0	1.18	43.6	1.72	16.0	0.63	73.8	2.91
K08FO1945	1/2	1 3/16-12	36.0	1.41	44.2	1.74	22.2	0.87	78.4	3.08
K10FO1645	5/8	1-14	30.0	1.18	44.2	1.74	16.0	0.63	79.4	3.13
K10FO1945	5/8	1 3/16-12	36.0	1.42	56.8	2.24	21.0	0.83	92.1	3.63
K12FO1945	3/4	1 3/16-12	36.0	1.42	56.8	2.24	21.1	0.83	92.2	3.63
K12FO2345	3/4	1 7/16-12	41.0	1.61	62.2	2.45	26.5	1.04	97.6	3.84
K16FO2345	1	1 7/16-12	41.0	1.61	70.2	2.76	24.0	0.94	111.0	4.37
K20FO2745	1 1/4	1 11/16-12	50.0	1.97	101.2	3.98	41.0	1.61	144.9	5.70

67.5 Degree

K Series

F61 - SAE Code 61 Flange 67.5° Elbow

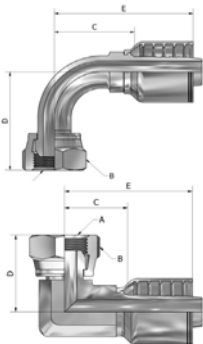


Part Number	Products Description									
	Hose In-Dia	Flange Size	Flange Dia		Tail-Growth		Drop		Overall Length	
		A	B	MM	Inch	MM	Inch	MM	Inch	MM
K16F6116675	1	1	44.5	1.75	80.9	3.19	61.4	2.42	121.7	4.79
K20F6124675	1 1/4	1 1/2	60.3	2.37	92.1	3.63	49.0	1.93	135.7	5.34

90 Degree

K Series

BF - BSP Female Parallel Pipe Swivel 90° Elbow 60° Cone



SS = Stainless Steel
B = Block
L = Long Drop

Part Number	Products Description									
	Hose In-Dia	Thread PF	Nut Hex		Tail-Growth		Drop		Overall Length	
		A	B	MM	Inch	MM	Inch	MM	Inch	MM
K04BF0490-29MM	1/4	1/4-19	19.0	0.75	25.7	1.01	34.4	1.35	45.3	1.78
K04BF0490B-24.4MM	1/4	1/4-19	19.0	0.75	21.8	0.86	29.6	1.17	41.4	1.68
K04BF0490L-49MM	1/4	1/4-19	19.0	0.75	25.7	1.01	54.2	2.13	45.3	1.78
K04BF0490SS-29MM	1/4	1/4-19	19.0	0.75	25.7	1.01	34.4	1.35	45.3	1.78
K04BF0690-33MM	1/4	3/8-19	22.0	0.87	25.7	1.01	40.4	1.59	45.3	2.26

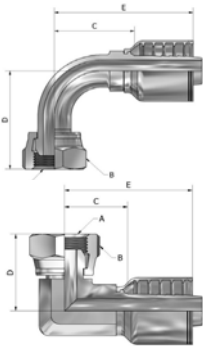
Continued on following page..

Single & Double Wire Braid

90 Degree

K Series

BF - BSP Female Parallel Pipe Swivel 90° Elbow 60° Cone *Continued...*

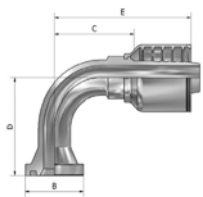


SS = Stainless Steel
B = Block
L = Long Drop

Part Number	Products Description									
	Hose In-Dia	Thread PF	Nut Hex		Tail-Growth		Drop		Overall Length	
		A	B	MM	Inch	MM	Inch	MM	Inch	MM
K06BF0690-33MM	3/8	3/8-19	22.0	0.87	30.3	1.19	40.4	1.59	57.5	2.26
K06BF0690B-28MM	3/8	3/8-19	22.0	0.87	26.3	1.04	35.4	1.39	53.5	2.11
K06BF0690L-55MM	3/8	3/8-19	22.0	0.87	30.3	1.19	62.4	2.46	57.5	2.26
K06BF0890B-28.8MM	3/8	1/2-14	27.0	1.06	22.8	0.9	28.8	1.13	53.5	2.11
K06BF0890-40.9MM	3/8	1/2-14	27.0	1.06	38.5	1.52	50.6	1.99	65.7	2.59
K08BF0890-40.9MM	1/2	1/2-14	27.0	1.06	37.8	1.49	50.6	1.99	68.0	2.68
K08BF0890B-32.3MM	1/2	1/2-14	27.0	1.06	28.5	1.12	42.0	1.65	62.7	2.47
K08BF0890L-80MM	1/2	1/2-14	27.0	1.06	34.9	1.37	89.7	3.53	65.1	2.56
K08BF0890SS-40.9MM	1/2	1/2-14	27.0	1.06	37.8	1.49	50.6	1.99	68.0	2.68
K08BF1290-42.3MM	1/2	3/4-14	32.0	1.26	33.8	1.33	51.3	2.02	68.0	2.68
K10BF1090-42.6MM	5/8	5/8-14	28.6	1.13	40.3	1.59	51.8	2.04	75.6	2.98
K10BF1290-50MM	5/8	3/4-14	36.0	1.42	48.3	1.9	59.0	2.32	83.6	3.29
K12BF1290-55MM	3/4	3/4-14	32.0	1.26	52.3	2.06	64.0	2.52	87.6	3.45
K12BF1290B-36MM	3/4	3/4-14	36.0	1.42	37.9	1.49	45.0	1.77	73.2	2.88
K12BF1290L-97MM	3/4	3/4-14	32.0	1.26	48.3	1.90	106.0	4.17	87.6	3.45
K12BF1290SS-55MM	3/4	3/4-14	32.0	1.26	52.3	2.06	64.0	2.52	87.6	3.45
K12BF1690-73MM	3/4	1-11	41.0	1.61			73.0	2.87		
K16BF1690B-40MM	1	1-11	41.0	1.61	41.8	1.65	40.0	1.57	86.8	3.42
K16BF1690-73.5MM	1	1-11	41.0	1.61	78.8	3.10	84.0	3.31	119.6	4.71
K16BF1690L-110MM	1	1-11	41.0	1.61	78.8	3.10	120.5	4.74	119.6	4.71
K20BF2090-88.5M	1 1/4	1 1/4-11	50.0	1.97	85.7	3.37	101.9	4.01	129.4	5.09
K24BF2490-110MM	1 1/2	1 1/2-11	55.0	2.17	102.1	4.02	120.0	4.72	136.5	5.37
K32BF3290-138MM	2	2-11	70.0	2.76	141.5	5.57	152.9	6.02	185.4	7.30

K Series

F61 - SAE Code 61 Flange 90° Elbow



B = Block
L = Long Drop

Part Number	Products Description									
	Hose In-Dia	Flange Size	Flange Dia		Tail-Growth		Drop		Overall Length	
			MM	Inch	MM	Inch	MM	Inch	MM	Inch
K08F610890-43MM	1/2	1/2	30.2	1.19	47.8	1.88	43.0	1.69	78.0	3.07
K08F611290-50MM	1/2	3/4	38.1	1.50	44.9	1.77	50.0	1.97	75.1	2.96

Continued on following page...

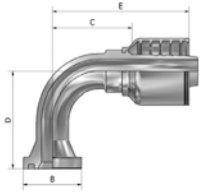


Single & Double Wire Braid

90 Degree

K Series

F61 - SAE Code 61 Flange 90° Elbow *Continued.*

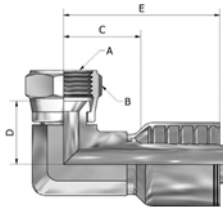
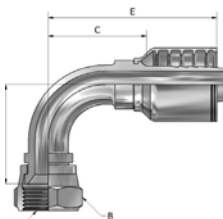


B = Block
L = Long Drop

Part Number	Products Description									
	Hose In-Dia	Thread PF	Nut Hex		Tail-Growth		Drop		Overall Length	
		A	B	MM	Inch	MM	Inch	MM	Inch	MM
K10F611090-53MM	5/8	5/8	34.1	1.34	45.3	1.78	53.0	2.09	80.6	3.17
K12F611290-58MM	3/4	3/4	38.1	1.50	53.8	2.12	58.0	2.28	89.1	3.51
K12F611290L-83MM	3/4	3/4	38.1	1.50	53.8	2.12	83.0	3.27	89.1	3.51
K12F611690-56.9MM	3/4	1	44.5	1.75	53.8	2.12	58.0	2.28	89.1	3.51
K16F611690-70MM	1	1	44.5	1.75	66.3	2.61	70.0	2.76	107.1	4.22
K16F611690L-117MM	1	1	44.5	1.75	66.3	2.61	117.0	4.61	107.1	4.22
K16F612090-70MM	1	1 1/4	50.8	2.00	66.3	2.61	70.0	2.76	107.1	4.22
K16F612090L-117MM	1	1 1/4	50.8	2.00	91.3	3.59	117.0	4.61	132.1	5.20
K20F612090-82MM	1 1/4	1 1/4	50.8	2.00	86.7	3.41	82.0	3.23	130.4	5.13
K20F612090L-140MM	1 1/4	1 1/4	50.8	2.00	106.7	4.20	140.0	5.51	150.4	5.92
K20F612490-90MM	1 1/4	1 1/2	60.3	2.37	86.7	3.41	90.0	3.54	130.4	5.13
K24F612490-104MM	1 1/2	1 1/2	60.3	2.37	103.6	4.08	104.0	4.09	138.0	5.43
K32F613290-120MM	2	2	71.4	2.81	137.1	5.40	120.0	4.72	181.0	7.13
K32F614090-125MM	2	2 1/2	84.1	3.31	137.1	5.40	125.0	4.92	181.0	7.13

K Series

JF - JIC Female 37° Swivel 90° Elbow



SS = Stainless Steel
B = Block
L = Long Drop

Part Number	Products Description									
	Hose In-Dia	Thread UNF	Nut Hex		Tail-Growth		Drop		Overall Length	
		A	B	MM	Inch	MM	Inch	MM	Inch	MM
K03JF0790-21MM	3/16	7/16-20	14.3	0.56	23.8	0.94	21.0	0.83	43.5	1.71
K04JF0790-21MM	1/4	7/16-20	14.3	0.56	25.6	1.01	21.0	0.83	45.2	1.78
K04JF0790SS-27MM	1/4	7/16-20	14.3	0.56	25.6	1.01	21.0	0.83	45.2	1.78
K04JF0790B-19.8MM	1/4	7/16-20	14.3	0.56	21.8	0.86	19.8	0.78	41.4	1.63
K04JF0790L-46MM	1/4	7/16-20	14.3	0.56	25.4	1.00	46.0	1.81	45.2	1.78
K04JF0890-21MM	1/4	1/2-20	15.9	0.62	25.9	1.02	21.0	0.83	45.5	1.79
K04JF0990-22MM	1/4	9/16-18	17.5	0.69	25.4	1.00	22.0	0.87	45.3	1.78
K04JF0990SS-22MM	1/4	9/16-18	17.5	0.69	25.4	1.00	22.0	0.87	45.3	1.78
K04JF0990B-21.2MM	1/4	9/16-18	17.5	0.69	21.8	0.86	21.2	0.83	41.4	1.63
K04JF0990L-30MM	1/4	9/16-18	17.5	0.69	25.7	1.01	30.0	1.18	46.0	1.81
K04JF0990L-47MM	1/4	9/16-18	17.5	0.69	25.4	1.00	47.0	1.85	45.3	1.78
K04JF0990L-48MM	1/4	9/16-18	17.5	0.69	25.4	1.00	48.0	1.88	45.3	1.78

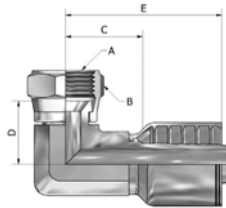
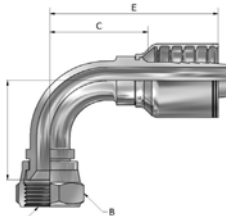
Continued on following page..

Single & Double Wire Braid

90 Degree

K Series

JF - JIC Female 37° Swivel 90° Elbow *Continued...*



SS = Stainless Steel
B = Block
L = Long Drop

Part Number	Products Description									
	Hose In-Dia	Thread UNF	Nut Hex		Tail-Growth		Drop		Overall Length	
		A	B	MM	Inch	MM	Inch	MM	Inch	MM
K06JF0990-23MM	3/8	9/16-18	175	0.69	30.3	1.19	23.0	0.91	57.5	2.26
K06JF0990SS-23MM	3/8	9/16-18	175	0.69	30.3	1.19	23.0	0.91	57.5	2.26
K06JF0990-30MM	3/8	9/16-18	175	0.69	30.3	1.19	30.0	1.18	57.5	2.26
K06JF0990B-23MM	3/8	9/16-18	175	0.69	26.3	1.04	23.0	0.91	53.5	2.11
K06JF0990L-55MM	3/8	9/16-18	175	0.69	30.3	1.19	55.0	2.17	57.5	2.26
K06JF1290-28MM	3/8	3/4-16	222	0.87	30.3	1.19	28.0	1.10	57.5	2.26
K06JF1290SS-28MM	3/8	3/4-16	222	0.87	30.3	1.19	28.0	1.10	57.5	2.26
K06JF1290B-24MM	3/8	3/4-16	222	0.87	26.3	1.04	24.0	0.94	53.5	2.11
K06JF1290L-62MM	3/8	3/4-16	222	0.87	40.3	1.59	62.0	2.44	67.5	2.66
K06JF1490-27.4MM	3/8	7/8-14	25.4	1.00	33.3	1.31	27.4	1.08	60.5	2.38
K06JF1490B-29.4MM	3/8	7/8-14	25.4	1.00	32.0	1.26	29.4	1.16	59.2	2.33
K08JF1290B-28.5MM	1/2	3/4-16	222	0.87	32.5	1.28	28.5	1.12	62.7	2.47
K08JF1290-31MM	1/2	3/4-16	222	0.87	34.9	1.37	31.0	1.22	65.1	2.56
K08JF1290SS-31MM	1/2	3/4-16	222	0.87	34.9	1.37	31.0	1.22	65.1	2.56
K08JF1290L-38MM	1/2	3/4-16	222	0.87	30.9	1.22	38.0	1.50	65.1	2.56
K08JF1290L-62MM	1/2	3/4-16	222	0.87	44.9	1.77	62.0	2.44	75.1	2.96
K08JF1490-31MM	1/2	7/8-14	25.4	1.00	34.9	1.37	31.0	1.22	65.1	2.56
K08JF1490SS-31MM	1/2	7/8-14	25.4	1.00	34.9	1.37	31.0	1.22	65.1	2.56
K08JF1490-47MM	1/2	7/8-14	25.4	1.00	34.9	1.37	47.0	1.85	65.1	2.56
K08JF1490B-29.4MM	1/2	7/8-14	25.4	1.00	32.5	1.28	29.4	1.16	62.7	2.47
K08JF1490L-66MM	1/2	7/8-14	25.4	1.00	44.9	1.77	66.0	2.60	75.1	2.96
K08JF1790-46MM	1/2	1 1/16-12	31.8	1.25	38.9	1.53	46.0	1.81	69.1	2.72
K10JF1490-34MM	5/8	7/8-14	25.4	1.00	39.3	1.55	34.0	1.34	74.6	2.94
K10JF1490L-66MM	5/8	7/8-14	25.4	1.00	49.3	1.94	66.0	2.60	84.6	3.33
K10JF1790-48MM	5/8	1 1/16-12	31.8	1.25	49.3	1.94	48.0	1.89	84.6	3.33
K12JF1490-40MM	3/4	7/8-14	25.4	1.00	54.0	2.13	40.0	1.57	89.4	3.52
K12JF1790-53MM	3/4	1 1/16-12	31.8	1.25	53.3	2.10	53.0	2.09	88.7	3.49
K12JF1790B-33.9MM	3/4	1 1/16-12	31.8	1.25	37.9	1.49	30.0	1.18	73.2	2.88
K12JF1790L-95MM	3/4	1 1/16-12	31.8	1.25	84.0	3.31	95.0	3.74	119.4	4.70
K12JF2190-56MM	3/4	1 5/16-12	38.1	1.50	53.3	2.10	56.0	2.20	88.7	3.49
K16JF2190B-38MM	1	1 5/16-12	38.1	1.50	41.8	1.64	38.0	1.50	86.8	3.42

Continued on following page...



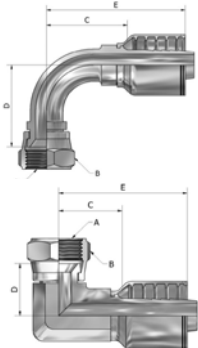
HOSE TAILS
K Series

Single & Double Wire Braid

90 Degree

K Series

JF - JIC Female 37° Swivel 90° Elbow *Continued.*

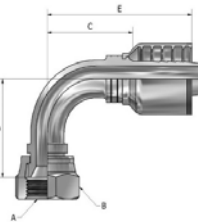


SS = Stainless Steel
B = Block
L = Long Drop

Part Number	Products Description									
	Hose In-Dia	Thread UNF	Nut Hex		Tail-Growth		Drop		Overall Length	
			MM	Inch	MM	Inch	MM	Inch	MM	Inch
		A	B		C		D		E	
K16JF2190-70MM	1	1 5/16-12	38.1	1.50	67.8	2.67	70.0	2.76	108.6	4.28
K16JF2190SS-70MM	1	1 5/16-12	38.1	1.50	67.8	2.67	70.0	2.76	108.6	4.28
K16JF2190L-110MM	1	1 5/16-12	38.1	1.50	92.8	3.65	110.0	4.33	133.6	5.26
K20JF2690-85MM	1 1/4	1 5/8-12	50.0	1.97	83.7	3.30	85.0	3.35	127.4	5.02
K20JF2690L-134MM	1 1/4	1 5/8-12	50.0	1.97	103.7	4.08	134.0	5.28	147.4	5.80
K24JF3090-110MM	1 1/2	1 7/8-12	55.0	2.17	104.1	4.10	110.0	4.33	138.5	5.45
K32JF4090-136MM	2	2 1/2-12	73.0	2.87	141.5	5.57	136.0	5.35	185.4	7.30

K Series

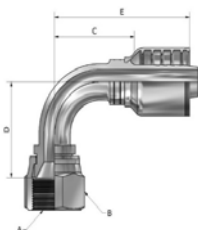
IBF - JIS (BSP) Female Parallel Pipe Swivel 30° Flare 90° Elbow



Part Number	Products Description									
	Hose In-Dia	Thread PF	Nut Hex		Tail-Growth		Drop		Overall Length	
			MM	Inch	MM	Inch	MM	Inch	MM	Inch
		A	B		C		D		E	
K04IBF0490-23.3MM	1/4	1/4-19	19.0	0.75	27.7	1.09	23.3	0.92	47.3	1.86
K04IBF0690-28MM	1/4	3/8-19	22.0	0.87	25.7	1.01	28.0	1.10	45.3	1.78
K06IBF0690-28MM	3/8	3/8-19	22.0	0.87	33.2	1.31	27.0	1.06	60.4	2.38
K08IBF0890-31MM	1/2	1/2-14	27.0	1.66			31.0	1.93		

K Series

KF - Komatsu Female Swivel 90° Elbow 30° Flare JIS Metric



Part Number	Products Description									
	Hose In-Dia	Thread METRIC	Nut Hex		Tail-Growth		Drop		Overall Length	
			MM	Inch	MM	Inch	MM	Inch	MM	Inch
		A	B		C		D		E	
K04KF1490-23.3MM	1/4	M14*1.5P	19.0	0.75	27.4	1.08	23.3	0.92	47.3	1.86
K06KF1890-28MM	3/8	M18*1.5P	24.0	0.94	33.2	1.31	27.0	1.06	60.4	2.38
K08KF2290-31MM	1/2	M22*1.5P	27.0	1.06	42.0	1.65	31.0	1.22	72.2	2.84
K12KF3090-55MM	3/4	M30*1.5P	36.0	1.42	55.3	2.18	55.0	2.17	90.7	3.57

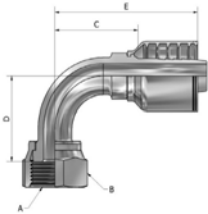
Continued on following page...

Single & Double Wire Braid

90 Degree

K Series

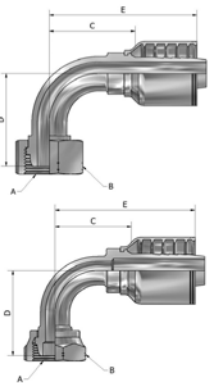
MFF - Flat Face Metric Female - 90°



Part Number	Products Description									
	Hose In-Dia	Thread METRIC	Nut Hex		Tail-Growth		Drop		Overall Length	
		A	B	MM	Inch	MM	Inch	MM	Inch	MM
K04MFF1490-28.2MM	1/4	M14*1.5P	16.8	0.66			28.2	1.11		
K06MFF1690-37MM	3/8	M16*1.5P	18.9	0.74			37.0	1.46		
K06MFF1890-39MM	3/8	M18*1.5P	21.7	0.85			39.0	1.54		
K08MFF2290-43.5MM	1/2	M22*1.5P	26.8	1.05			43.5	1.71		
K10MFF2790-52MM	5/8	M27*1.5P	31.5	1.24			52.0	2.05		
K12MFF3090-58MM	3/4	M30*2P	35.7	1.40			58.0	2.28		
K12MFF3690	3/4	M36*2P	40.8	1.61						
K16MFF3690	1	M36*2P	40.8	1.61			36.0	1.42		

K Series

MF - Metric Female Ball Nose 90° Elbow 24° Cone



(L) = Light Series Metric
(S) = Heavy Series Metric

Part Number	Products Description										
	DIN	Hose In-Dia	Thread METRIC	Nut Hex		Tail-Growth		Drop		Overall Length	
			A	B	MM	Inch	MM	Inch	MM	Inch	MM
K04MF0612A90-29MM	(L)	1/4	M12*1.5P	15.9	0.62	28.7	1.13	29.0	1.14	48.3	1.90
K04MF0614A90-29MM	(S)	1/4	M14*1.5P	17.5	0.69	28.7	1.13	29.0	1.14	48.3	1.90
K04MF0814A90-31MM	(L)	1/4	M14*1.5P	17.5	0.69	28.7	1.13	31.0	1.22	49.0	1.93
K04MF0816A90-28.2MM	(S)	1/4	M16*1.5P	19.0	0.75	32.7	1.29	29.2	1.15	52.3	2.06
K04MF1016A90-29.2MM	(L)	1/4	M16*1.5P	19.0	0.75	32.7	1.29	29.2	1.15	52.1	2.05
K04MF1018A90-31.8MM	(S)	1/4	M18*1.5P	22.0	0.87	32.7	1.29	31.8	1.25	52.3	2.06
K04MF1218A90-31.8MM	(L)	1/4	M18*1.5P	22.0	0.87	32.7	1.29	31.8	1.25	52.3	2.06
K06MF0816A90-34MM	(S)	3/8	M16*1.5P	19.0	0.75	30.3	1.19	34.0	1.34	57.5	2.26
K06MF1016A90-34MM	(L)	3/8	M16*1.5P	19.0	0.75	30.3	1.19	34.0	1.34	57.5	2.26
K06MF1018A90-36MM	(S)	3/8	M18*1.5P	22.0	0.87	30.3	1.19	36.0	1.42	57.5	2.26
K06MF1218A90-32MM	(L)	3/8	M18*1.5P	22.0	0.87	32.5	1.28	32.0	1.26	59.7	2.35
K06MF1220A90-34MM	(S)	3/8	M20*1.5P	24.0	0.94	37.3	1.47	37.0	1.46	64.5	2.54
K06MF1422A90-37MM	(S)	3/8	M22*1.5P	27.0	1.06	34.3	1.35	37.0	1.46	61.5	2.42
K06MF1522A90-37MM	(L)	3/8	M22*1.5P	27.0	1.06	34.3	1.35	37.0	1.46	61.5	2.42
K08MF1218A90-32MM	(L)	1/2	M18*1.5P	22.0	0.87	35.9	1.41	32.0	1.26	66.1	2.60
K08MF1422A90-37MM	(S)	1/2	M22*1.5P	27.0	1.06	40.8	1.61	37.0	1.46	71.0	2.80
K08MF1522A90-40MM	(L)	1/2	M22*1.5P	27.0	1.06	44.8	1.76	40.0	1.57	75.0	2.95

Continued on following page...

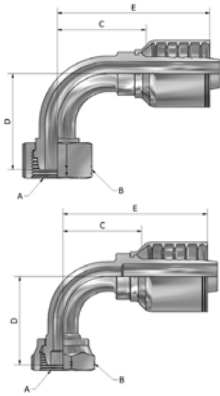


Single & Double Wire Braid

90 Degree

K Series

MF - Metric Female Ball Nose 90° Elbow 24° Cone *Continued...*

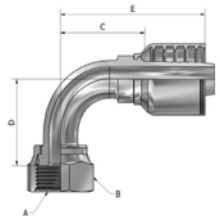


(L) = Light Series Metric
(S) = Heavy Series Metric

Part Number	Products Description											
	DIN	Hose In-Dia	Thread METRIC	Nut Hex		Tail-Growth		Drop		Overall Length		
			A	B	C	D	E	F				
K08MF1624A90-45MM	(S)	1/2	M24*1.5P	30.0	1.18	42.2	1.66	45.0	1.77	72.4	2.85	
K08MF1826A90-42MM	(L)	1/2	M26*1.5P	32.0	1.26	43.8	1.72	42.0	1.65	74.0	2.91	
K10MF1826A90-45MM	(L)	5/8	M26*1.5P	32.0	1.26	40.3	1.59	45.0	1.77	75.6	2.98	
K10MF2030B90-48.1MM	(S)	5/8	M30*2.0P	36.0	1.42	44.6	1.76	48.1	1.89	79.9	3.15	
K10MF2536B90-59MM	(S)	5/8	M36*2.0P	46.0	1.81	55.3	2.18	59.0	2.32	90.6	3.57	
K12MF1826A90-45MM	(L)	3/4	M26*1.5P	32.0	1.26	46.3	1.82	50.3	1.98	81.7	3.22	
K12MF2030B90-56.8MM	(S)	3/4	M30*2.0P	36.0	1.42	53.3	2.10	56.8	2.24	88.7	3.49	
K12MF2230A90-56.8mm		3/4	M30*1.5P	36.0	1.42	53.3	2.1	56.8	2.24	88.7	3.49	
K12MF2230B90-56.8MM	(L)	3/4	M30*2.0P	36.0	1.42	53.3	2.10	56.8	2.24	88.7	3.49	
K12MF2536B90-60.1MM	(S)	3/4	M36*2.0P	46.0	1.81	51.3	2.02	60.1	2.37	86.7	3.41	
K16MF2836B90-69.5MM	(L)	1	M36*2.0P	46.0	1.81	65.8	2.59	69.5	2.74	106.6	4.20	
K16MF3042B90-80MM	(S)	1	M42*2.0P	50.0	1.97	65.8	2.59	80.0	3.15	106.6	4.20	
K20MF3545B90-82.9MM	(L)	1 1/4	M45*2.0P	50.0	1.97	86.7	3.41	82.9	3.26	130.4	5.13	

K Series

FO - Female O-Ring Face Seal Swivel 90° Elbow



L = Long Drop

Part Number	Products Description											
	Hose In-Dia	Thread UNF	Nut Hex		Tail-Growth		Drop		Overall Length			
		A	B	C	D	E	F					
K04FO0990-21.1MM	1/4	9/16-18	17.5	0.69	25.7	1.01	21.1	0.83	46.0	1.81		
K04FO0990L-46MM	1/4	9/16-18	17.5	0.69	25.7	1.01	46.0	1.81	46.0	1.81		
K04FO1190-23MM	1/4	11/16-16	22.0	0.87	25.7	1.01	23.0	0.91	45.3	1.78		
K04FO1190L-58MM	1/4	11/16-16	22.0	0.87	25.7	1.01	58	2.28	45.3	1.78		
K06FO1190-23MM	3/8	11/16-16	22.0	0.87	30.3	1.19	23.0	0.91	57.5	2.26		
K06FO1190L-54MM	3/8	11/16-16	22.0	0.87	30.3	1.19	54.0	2.13	57.5	2.26		
K06FO1390-29MM	3/8	13/16-16	23.8	0.94	32.2	1.27	29.0	1.14	59.4	2.34		
K06FO1390L-64MM	3/8	13/16-16	23.8	0.94	32.2	1.27	64.0	2.52	59.4	2.34		
K08FO1390-29MM	1/2	13/16-16	23.8	0.94	34.8	1.37	29.0	1.14	65.0	2.56		
K08FO1390L-63.8MM	1/2	13/16-16	23.8	0.94	34.8	1.37	63.8	2.51	65.0	2.56		
K08FO1690-32MM	1/2	1-14	30.0	1.18	37.9	1.49	32.0	1.26	68.1	2.68		
K08FO1690L-70MM	1/2	1-14	30.0	1.18	34.9	1.37	70.0	2.76	65.1	2.56		

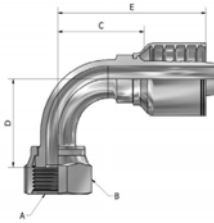
Continued on following page..

Single & Double Wire Braid

90 Degree

K Series

FO - Female O-Ring Face Seal Swivel 90° Elbow *Continued..*

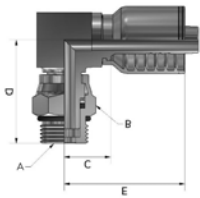


L = Long Drop

Part Number	Products Description									
	Hose In-Dia	Thread UNF	Nut Hex		Tail-Growth		Drop		Overall Length	
		A	B	MM	Inch	MM	Inch	MM	Inch	MM
K08FO1990-43MM	1/2	1-3/16-12	36.0	1.42	34.8	1.37	43.0	1.69	65.0	2.56
K10FO1690-32MM	5/8	1-14	30.0	1.18	39.3	1.55	32.0	1.26	74.6	2.94
K10FO1690L-70MM	5/8	1-14	30.0	1.18	39.3	1.55	70.0	2.76	74.6	2.94
K10FO1990-48MM	5/8	1 3/16-12	36.0	1.42	45.7	1.80	48.0	1.89	81.0	3.19
K12FO1990-48MM	3/4	1 3/16-12	36.0	1.42	53.3	2.10	48.0	1.89	88.7	3.49
K12FO1990L-96MM	3/4	1 3/16-12	36.0	1.42	53.3	2.10	96.0	3.78	88.7	3.49
K12FO2390-56MM	3/4	1 7/16-12	41.0	1.61	53.3	2.10	56.0	2.20	88.7	3.49
K16FO2390-56MM	1	1 7/16-12	41.0	1.61	68.5	2.70	56.0	2.20	109.3	4.30
K16FO2390L-114MM	1	1 7/16-12	41.0	1.61	68.5	2.70	114.0	4.49	109.3	4.30
K16FO2790-75MM	1	1 11/16-12	50.0	1.97	63.8	2.51	75.0	2.95	104.6	4.12
K20FO2790-82MM	1 1/4	1 11/16-12	50.0	1.97	85.8	3.38	82.0	3.23	129.5	5.10

K Series

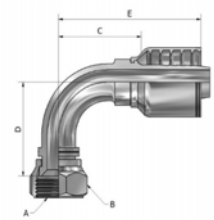
KPSW - Male UNO 90°



Part Number	Products Description									
	Hose In-Dia	Thread METRIC	Nut Hex		Tail-Growth		Drop		Overall Length	
		A	B	MM	Inch	MM	Inch	MM	Inch	MM
K08PSW1490B-476MM	1/2	7/8-14	25.4	1	21.5	0.85	47.6	1.87	55.7	2.20

K Series

SF - SAE Female 90° Elbow



Part Number	Products Description									
	Hose In-Dia	Thread UNF	Nut Hex		Tail-Growth		Drop		Overall Length	
		A	B	MM	Inch	MM	Inch	MM	Inch	MM
K06SF1090-23MM	3/8	5/8-18	19.0	0.75	30.3	1.19	23.0	0.91	57.5	2.26
K10SF1790-45MM	5/8	1 1/16-14	32.0	1.26	48.3	1.90	46.0	1.81	83.6	3.29
K12SF1790-53MM	3/4	1 1/16-14	32.0	1.26	53.3	2.10	53.0	2.09	88.7	3.49

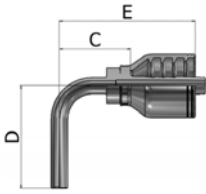


Single & Double Wire Braid

90 Degree

K Series

SPM - Stand Pipe



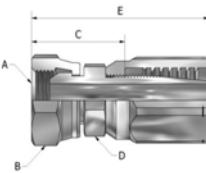
Part Number	Products Description								
	Hose In-Dia	Tail-Growth		Drop Length		Overall Length			
MM		Inch	MM	Inch	MM	Inch			
C			D		E				
K04SPM0690-37MM	1/4	31.9	1.26	37.0	1.45	52.2	2.06		

Single & Double Wire Braid Field Attachable

Straight

D Series

BF - BSP Female Parallel Pipe Swivel Straight 60° Cone



Part Number	Products Description									
	Hose In-Dia	Thread PF	Nut Hex		Tail-Growth		Nipple Hex		Overall Length	
			MM	Inch	MM	Inch	MM	Inch	MM	Inch
A		B		C		D		E		
D04BF02	1/4	1/8-28	14.0	0.55	26.6	1.05	14.3	0.56	55.4	2.18
D04BF04	1/4	1/4-19	19.0	0.75	29.2	1.15	14.3	0.56	58.0	2.28
D04BF06	1/4	3/8-19	22.0	0.87	34.7	1.37	17.5	0.69	63.5	2.50
D06BF06	3/8	3/8-19	22.0	0.87	39.0	1.54	17.5	0.69	69.0	2.72
D06BF08	3/8	1/2-14	27.0	1.06	42.8	1.69	22.0	0.87	72.8	2.87
D08BF06	1/2	3/8-19								
D08BF08	1/2	1/2-14	27.0	1.06	42.4	1.67	22.0	0.87	78.3	3.08
D08BF12	1/2	3/4-14	36.0	1.42	46.6	1.83	28.6	1.12	81.3	3.20
D12BF12	3/4	3/4-14	36.0	1.42	46.3	1.82	28.6	1.12	88.1	3.47
D12BF16	3/4	1-11	41.0	1.61	49.3	1.94	38.1	1.50	91.1	3.59
D16BF16	1	1-11	41.0	1.61	52.2	2.06	38.1	1.50	96.9	3.81

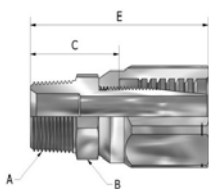
Please note tails & shells sold separately

Single & Double Wire Braid Field Attachable

Straight

D Series

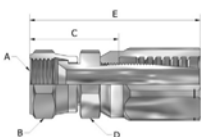
BM - BSP Male Taper



Part Number	Products Description								
	Hose In-Dia	Thread PT	Nipple Hex		Tail-Growth		Overall Length		
		A	MM	Inch	MM	Inch	MM	Inch	
D04BM02	1/4	1/8-28	14.3	0.56	25.7	1.01	54.5	2.15	
D04BM04	1/4	1/4-19	14.3	0.56	25.7	1.01	54.5	2.15	
D04BM06	1/4	3/8-19	17.5	0.69	27.7	1.09	56.5	2.22	
D06BM06	3/8	3/8-19	17.5	0.69	32.0	1.26	62.0	2.44	
D06BM08	3/8	1/2-14	23.8	0.94	36.5	1.44	66.5	2.62	
D08BM06	1/2	3/8-19	22.0	0.87			71.5	2.81	
D08BM08	1/2	1/2-14	23.8	0.94	36.1	1.42	72.0	2.83	
D08BM12	1/2	3/4-14							
D12BM12	3/4	3/4-14	28.6	1.12	41.6	1.64	83.4	3.28	
D16BM16	1	1-11	38.1	1.50	52.2	2.06	96.9	3.81	

D Series

JF - JIC Female 37° Swivel Straight



Part Number	Products Description									
	Hose In-Dia	Thread UNF	Nut Hex		Tail-Growth		Nipple Hex		Overall Length	
		A	MM	Inch	MM	Inch	MM	Inch	MM	Inch
D04JF07	1/4	7/16-20	14.3	0.56	28.3	1.11	14.3	0.56	57.1	2.25
D04JF09	1/4	9/16-18	17.5	0.69	30.5	1.20	14.3	0.56	59.3	2.33
D06JF09	3/8	9/16-18	17.5	0.69	37.4	1.47	17.5	0.69	67.4	2.65
D06JF12	3/8	3/4-16	22.2	0.87	40.3	1.59	22.2	0.87	70.3	2.77
D06JF14	3/8	7/8-14	25.4	1.00	42.9	1.69	22.2	0.87	72.9	2.87
D08JF12	1/2	3/4-16	22.2	0.87	39.9	1.57	22.2	0.87	75.8	2.98
D08JF14	1/2	7/8-14	25.4	1.00	42.5	1.67	25.4	1.00	78.4	3.09
D08JF17	1/2	1-1/16-12	31.8	1.25	43.9	1.73	27.0	1.06	79.8	3.14
D10JF14	5/8	7/8-14	25.4	1.00	41.3	1.63	25.4	1.00	80.0	3.15
D10JF17	5/8	1 1/16-12								
D12JF17	3/4	1 1/16-12	31.8	1.25	45.6	1.80	31.8	1.25	87.4	3.44
D12JF21	3/4	1 5/16-12	38.1	1.50	47.4	1.87	38.1	1.50	89.5	3.52
D16JF21	1	1 5/16-12	38.1	1.50	51.7	2.04	38.1	1.50	96.4	3.80

Please note tails & shells sold separately



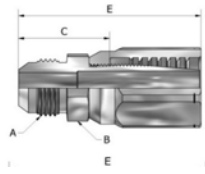
TAIPAN

Single & Double Wire Braid Field Attachable

Straight

D Series

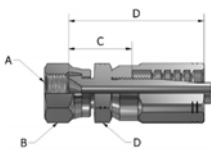
JM - JIC Male 37° Straight



Part Number	Products Description								
	Hose In-Dia	Thread UNF	Nipple Hex		Tail-Growth		Overall Length		
			MM	Inch	MM	Inch	MM	Inch	
		A	B		C		E		
D04JM07	1/4	7/16-20	14.3	0.56	25.7	1.01	54.5	2.15	
D04JM09	1/4	9/16-18	15.9	0.62	25.8	1.02	54.6	2.15	
D06JM09	3/8	9/16-18	19.0	0.75	32.7	1.29	62.7	2.47	
D06JM12	3/8	3/4-16	20.6	0.81	35.2	1.39	65.2	2.57	
D08JM12	1/2	3/4-16	22.2	0.87	34.8	1.37	70.7	2.78	
D08JM14	1/2	7/8-14	23.8	0.94	37.4	1.47	73.3	2.89	
D12JM17	3/4	1 1/16-12	28.6	1.12	41.8	1.65	83.6	3.29	

D Series

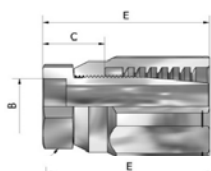
IBF - JIS (BSP) Female Parallel Pipe Swivel 30° Flare Straight



Part Number	Products Description									
	Hose In-Dia	Thread PF	Nut Hex		Tail-Growth		Nipple Hex		Overall Length	
			MM	Inch	MM	Inch	MM	Inch	MM	Inch
		A	B		C		D		E	
D06IBF06	3/8	3/8-19	22.0	0.87			22.0	0.87		

D Series

LS - Life Saver



Part Number	Products Description									
	Hose In-Dia	Nipple Hex		In-Dia		Tail-Growth		Overall Length		
		MM	Inch	MM	Inch	MM	Inch	MM	Inch	
		A		B		C		E		
D04LS04	1/4	14.0	0.55	6.35	0.25	11.8	0.46	40.6	1.60	
D06LS06	3/8	13.7	0.54	9.5	0.37	9.5	0.37	40.9	1.61	
D08LS08	1/2	20.6	0.81	12.6	0.81	19.3	0.76	54.0	2.13	
D10LS10	5/8	23.8	0.94	16.15	0.64	18.9	0.74	57.6	2.27	
D12LS12	3/4	27.0	1.06	19.4	0.76	19.7	0.77	61.8	2.43	
D16LS16	1	35.0	1.38	25.7	1.01	26.5	1.04	71.2	2.80	

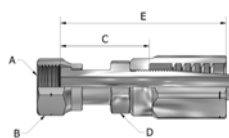
Please note tails & shells sold separately

Single & Double Wire Braid Field Attachable

Straight

D Series

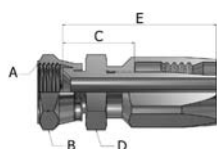
FO - ORFS Female



Part Number	Products Description									
	Hose In-Dia	Thread UNF	Nut Hex		Tail-Growth		Nipple Hex		Overall Length	
			MM	Inch	MM	Inch	MM	Inch	MM	Inch
		A	B		C		D		E	
D04F009	1/4	9/16								
D06F011	3/8	11/16	22.0	0.86	17.5	0.69	17.46	0.69	69.7	2.74
D08F013	1/2	13/16	23.8	0.94	22.0	0.86	22	0.87	81.5	3.21

D Series

SF - SAE Female Straight

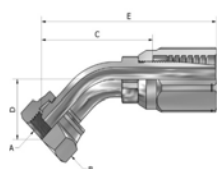


Part Number	Products Description									
	Hose In-Dia	Thread UNF	Nut Hex		Tail-Growth		Nipple Hex		Overall Length	
			MM	Inch	MM	Inch	MM	Inch	MM	Inch
		A	B		C		D		E	
D06SF10	3/8	5/8-18	19.0	0.75						

45 Degree

D Series

BF - BSP Female Parallel Pipe Swivel 45° Elbow 60° Cone



Part Number	Products Description									
	Hose In-Dia	Thread PF	Nut Hex		Tail-Growth		Drop		Overall Length	
			MM	Inch	MM	Inch	MM	Inch	MM	Inch
		A	B		C		D		E	
D04BF0445	1/4	1/4-19	19.0	0.75	40.1	1.58	19.7	0.78	68.9	2.71
D04BF0645	1/4	3/8-19	22.0	0.87	42.7	1.68	22.2	0.87	71.5	2.81
D06BF0645	3/8	3/8-19	22.0	0.87	50.5	1.99	22.2	0.87	80.5	3.17
D06BF0845	3/8	1/2-14	27.0	1.06	57.9	2.28	28.8	1.13	87.9	3.46
D08BF0845	1/2	1/2-14	27.0	1.06	58.9	2.32	28.0	1.10	94.8	3.73
D12BF1245	3/4	3/4-14	36.0	1.42	73.1	2.88	35.4	1.39	114.9	4.52
D16BF1645	1	1-11	41.0	1.61	88.4	3.48	40.4	1.59	133.1	5.24

Please note tails & shells sold separately

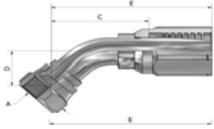


Single & Double Wire Braid Field Attachable

45 Degree

D Series

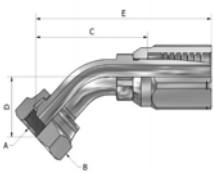
JF - JIC Female 37° Swivel 45° Elbow



Part Number	Products Description									
	Hose In-Dia	Thread UNF	Nut Hex		Tail-Growth		Drop		Overall Length	
			MM	Inch	MM	Inch	MM	Inch	MM	Inch
	A	B		C		D		E		
D04JF0745	1/4	7/16-20	14.3	0.56	30.4	1.20	10.0	0.39	59.2	2.33
D04JF0945	1/4	9/16-18	17.5	0.69	31.4	1.24	11.0	0.43	60.2	2.37
D06JF0945	3/8	9/16-18	17.5	0.69	39.3	1.55	11.0	0.43	69.3	2.73
D06JF1245	3/8	3/4-16	22.2	0.87	42.3	1.67	14.0	0.55	72.3	2.85
D08JF1245	1/2	3/4-16	22.2	0.87	46.0	1.81	15.0	0.59	81.9	3.22
D08JF1445	1/2	7/8-14	25.4	1.00	48.0	1.89	17.0	0.67	83.9	3.30
D12JF1745	3/4	1 1/16-12	31.8	1.25	75.0	2.95	27.0	1.06	116.8	4.60
D16JF2145	1	1 5/16-12	38.1	1.50	80.9	3.19	33.0	1.30	125.6	4.94

D Series

FO - ORFS Female 45° Elbow

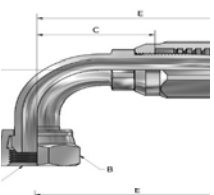


Part Number	Products Description									
	Hose In-Dia	Thread PF	Nut Hex		Tail-Growth		Drop		Overall Length	
			MM	Inch	MM	Inch	MM	Inch	MM	Inch
	A	B		C		D		E		
D06FO1145	3/8	11/6-16	22.0	0.87	41.6	1.64	11.0	0.43	72.6	2.86
D08FO1345	1/2	13/16-16	23.8	0.94	47.3	1.86	15.0	0.59	83.2	3.28

90 Degree

D Series

BF - BSP Female Parallel Pipe Swivel 90° Elbow 60° Cone



L = Long Drop

Part Number	Products Description									
	Hose In-Dia	Thread PF	Nut Hex		Tail-Growth		Drop		Overall Length	
			MM	Inch	MM	Inch	MM	Inch	MM	Inch
	A	B		C		D		E		
D04BF0490-29MM	1/4	1/4-19	19.0	0.75	25.7	1.01	34.2	1.35	54.5	2.15
D04BF0690-33MM	1/4	3/8-19	22.0	0.87	28.7	1.13	40.4	1.59	57.5	2.26
D06BF0690-33MM	3/8	3/8-19	22.0	0.87	40.9	1.61	40.4	1.59	70.9	2.79
D06BF0890-41MM	3/8	1/2-14	27.0	1.06	37.9	1.49	50.6	1.99	67.9	2.67
D08BF0890-41MM	1/2	1/2-14	27.0	1.06	42.1	1.66	50.7	2.00	78.0	3.07

Continued on following page..

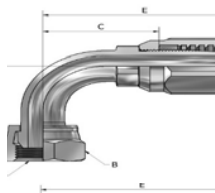
Please note tails & shells sold separately

Single & Double Wire Braid Field Attachable

90 Degree

D Series

BF - BSP Female Parallel Pipe Swivel 90° Elbow 60° Cone *Continued...*

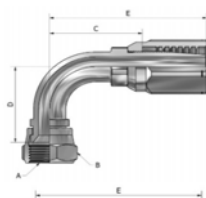


L = Long Drop

Part Number	Products Description									
	Hose In-Dia	Thread PF	Nut Hex		Tail-Growth		Drop		Overall Length	
			MM	Inch	MM	Inch	MM	Inch	MM	Inch
	A	B		C		D		E		
D08BF0890L	1/2	1/2-14								
D12BF1290-55MM	3/4	3/4-14	36.0	1.42	55.3	2.18	64.0	2.52	97.1	3.82
D16BF1690-73.5MM	1	1-11	41.0	1.61	70.2	2.76	84.0	3.31	114.9	4.52

D Series

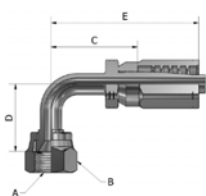
JF - JIC Female 37° Swivel 90° Elbow



Part Number	Products Description									
	Hose In-Dia	Thread UNF	Nut Hex		Tail-Growth		Drop		Overall Length	
			MM	Inch	MM	Inch	MM	Inch	MM	Inch
	A	B		C		D		E		
D04JF0790-21MM	1/4	7/16-20	14.3	0.56	25.7	1.01	21.0	0.83	54.5	2.15
D04JF0990-22MM	1/4	9/16-18	17.5	0.69	28.7	1.13	22.0	0.87	57.5	2.26
D06JF0990-23MM	3/8	9/16-18	17.5	0.69	38.9	1.53	23.0	0.91	68.9	2.71
D06JF1290-28MM	3/8	3/4-16	22.2	0.87	38.9	1.53	28.0	1.10	68.9	2.71
D08JF1290-31MM	1/2	3/4-16	22.2	0.87	45.1	1.78	31.0	1.22	81.0	3.19
D08JF1290-41MM	1/2	3/4-16	22.2	0.87	45.1	1.78	31.0	1.22	81.0	3.19
D08JF1490-31MM	1/2	7/8-14	25.4	1.00	45.1	1.78	31.0	1.22	81.0	3.19
D10JF1490-34MM	5/8	7/8-14	25.4	1.00	47.3	1.86	34.0	1.34	86.0	3.39
D12JF1790-53MM	3/4	1 1/16-12	31.8	1.25	60.3	2.37	53.0	2.09	102.1	4.02
D16JF2190-70MM	1	1 5/16-12	38.1	1.50	70.2	2.76	70.0	2.76	114.9	4.52

D Series

IBF - JIS (BSP) Female Parallel Pipe Swivel 30° Flare 90° Elbow



Part Number	Products Description									
	Hose In-Dia	Thread PF	Nut Hex		Tail-Growth		Nipple Hex		Overall Length	
			MM	Inch	MM	Inch	MM	Inch	MM	Inch
	A	B		C		D		E		
D06IBF0690-33MM	3/8	3/8-19	22.0	0.87	42.5	1.67	33.0	1.30	72.5	2.85

Please note tails & shells sold separately



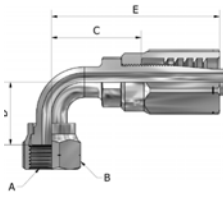
TAIPAN

Single & Double Wire Braid Field Attachable

90 Degree

D Series

FO - Female O-Ring Face Seal Swivel 90° Elbow

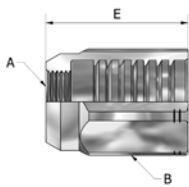


Part Number	Products Description									
	Hose In-Dia	Thread PF	Nut Hex		Tail-Growth		Drop		Overall Length	
			MM	Inch	MM	Inch	MM	Inch	MM	Inch
		A	B		C		D		E	
D06FO1190-23MM	3/8	11/16-16	22.0	0.87	38.9	1.53	23.0	0.91	68.9	2.71
D08FO1390-29MM	1/2	13/16	23.8	0.94	41.8	1.64	29.0	1.14	77.0	3.03

Shell (Field Attachable)

D Series

D1 /D2 - Reuseable shells to suit 100R1 & 100R2 & 100R17



Part Number	Products Description		
	Nipple Hex		
	MM	Inch	
D1-04	19.0	0.74	To suit Taipan SAE100R1
D1-06	22.1	0.87	To suit Taipan SAE100R1
D1-08	27.0	1.06	To suit Taipan SAE100R1
D1-12	30.0	1.18	To suit Taipan SAE100R1
D1-16	35.0	1.37	To suit Taipan SAE100R1
D2-04	20.0	0.78	To suit Taipan SAE100R2, SAE100R2GP
D2-06	24.0	0.94	To suit Taipan SAE100R2, SAE100R2GP
D2-08	27.0	1.06	To suit Taipan SAE100R2, SAE100R2GP
D2-10	31.75	1.25	To suit Taipan SAE100R2, SAE100R2GP
D2-12	35.0	1.37	To suit Taipan SAE100R2, SAE100R2GP
D2-16	43.0	1.69	To suit Taipan SAE100R2, SAE100R2GP
D17-06	22.2	0.87	To suit Taipan SAE100R17

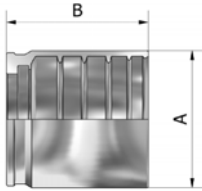
Please note tails & shells sold separately

Single & Double Wire Braid Two Piece

Shells

G Series

GN - 100R2 Shells



Part Number	Products Description	
	Hose In-Dia	
GN2-04	1/4	
GN2-05	5/16	
GN2-06	3/8	
GN2-08	1/2	
GN2-10	5/8	
GN2-12	3/4	
GN2-16	1	
GN2-20	1 1/4	

Note : No crimp dimensions available. For use at customers own risk.

Suction Hose Low Pressure

Straight

Suction Tails


BSPP Female Swivel x Low Pressure Hose Tail



Part Number	Products Description		
	BSPP F S/W	L/P Hose Tail	
QAAX16	1	1	

Suction Tails

BSP Parallel Male x Low Pressure Hose Tail



Part Number	Products Description		
	BSPP M	L/P Hose Tail	
QADX12	3/4	3/4	
QADX1216	3/4	1	
QADX16	1	1	
QADX1620	1	1 1/4	
QADX1624	1	1 1/2	
QADX20	1 1/4	1 1/4	
QADX2024	1 1/4	1 1/2	
QADX24	1 1/2	1 1/2	
QADX32	2	2	

Suction Tails

BSPT Male x Low Pressure Hose Tail



Part Number	Products Description		
	BSPT M	L/P Hose Tail	
QAEX08	1/2	1/2	
QAEX0812	1/2	3/4	
QAEX12	3/4	3/4	
QAEX1216	3/4	1	
QAEX1220	3/4	1 1/4	
QAEX16	1	1	
QAEX1612	1	3/4	
QAEX1614	1	7/8	
QAEX1618	1	1 1/8	
QAEX1620	1	1 1/4	
QAEX1624	1	1 1/2	
QAEX20	1 1/4	1 1/4	

Continued on following page..

Suction Hose Low Pressure

Straight

Suction Tails

BSPT Male x Low Pressure Hose Tail *Continued...*



Part Number	Products Description		
	BSPT M	L/P Hose Tail	
QAEX2014	1 1/4	7/8	
QAEX2016	1 1/4	1	
QAEX2018	1 1/4	1 1/8	
QAEX2022	1 1/4	1 3/8	
QAEX2024	1 1/4	1 1/2	
QAEX24	1 1/2	1 1/2	
QAEX2418	1 1/2	1 1/8	
QAEX2420	1 1/2	1 1/4	
QAEX2422	1 1/2	1 3/8	
QAEX2432	1 1/2	2	
QAEX32	2	2	
QAEX3224	2	1 1/2	
QAEX3229	2	1 13/16	

Suction Tails

Code 61 Flange x Low Pressure Hose Tail



Part Number	Products Description		
	C61 Flange	L/P Hose Tail	
QAFX24	1 1/2	1 1/2	
QAFX32	2	2	
QAFX4032	2 1/2	2	

Suction Tails

NPT Male x Low Pressure Hose Tail



Part Number	Products Description		
	NPT M	L/P Hose Tail	
QAUX20	1 1/4	1 1/4	
QAUX24	1 1/2	1 1/2	
QAUX32	2	2	
QAUX3224	2	1 1/2	
QAUX3236	2	2 1/4	



Suction Hose Low Pressure

Straight

Suction Tails

UNO Male x Low Pressure Hose Tail

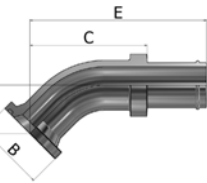


Part Number	Products Description		
	UNO M	L/P Hose Tail	
QAPX1716	1 1/16	1	
QAPX1720	1 1/16	1 1/4	
QAPX2116	1 5/16	1	
QAPX2120	1 5/16	1 1/4	
QAPX2124	1 5/16	1 1/2	
QAPX2620	1 5/8	1 1/4	
QAPX2624	1 5/8	1 1/2	
QAPX3024	1 7/8	1 1/2	

45 Degree

Suction Tails

Code 61 Flange x Low Pressure Hose Tail - 45°



Part Number	Products Description		
	C61 Flange	L/P Hose Tail	
QETFX242445	1 1/2	1 1/2	
QETFX323245	2	2	
QETFX403245	2 1/2	2	

90 Degree

Suction Tails

BSPP Female Swivel x Low Pressure Hose Tail - 90°



Part Number	Products Description		
	BSPP F S/W	L/P Hose Tail	
QEBAX16	1	1	

Suction Hose Low Pressure

90 Degree

Suction Tails

BSPP Male x Low Pressure Hose Tail - 90°



Part Number	Products Description		
	BSPP M	L/P Hose Tail	
QEBDX12	3/4	3/4	
QEBDX1216	3/4	1	
QEBDX16	1	1	
QEBDX1620	1	1 1/4	
QEBDX1624	1	1 1/2	
QEBDX20	1 1/4	1 1/4	
QEBDX2024	1 1/4	1 1/2	
QEBDX24	1 1/2	1 1/2	

Suction Tails

BSPT Male x Low Pressure Hose Tail - 90°



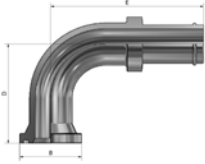
Part Number	Products Description		
	BSPT M	L/P Hose Tail	
QEBEX0812	1/2	3/4	
QEBEX12	3/4	3/4	
QEBEX1216	3/4	1	
QEBEX16	1	1	
QEBEX1614	1	7/8	
QEBEX1620	1	1 1/4	
QEBEX1624	1	1 1/2	
QEBEX20	1 1/4	1 1/4	
QEBEX2016	1 1/4	1	
QEBEX2018	1 1/4	1 1/8	
QEBEX2024	1 1/4	1 1/2	
QEBEX2032	1 1/4	2	
QEBEX24	1 1/2	1 1/2	
QEBEX2420	1 1/2	1 1/4	
QEBEX2432	1 1/2	2	
QEBEX32	2	2	

Suction Hose Low Pressure

90 Degree

Suction Tails

Code 61 Flange x Low Pressure Hose Tail - 90°



Part Number	Products Description			
	C61 Flange	L/P Hose Tail	Drop Length	
QETFX2020-82MM	1 1/4	1 1/4	82.0mm	
QETFX2424-104MM	1 1/2	1 1/2	104.0mm	
QETFX2432-104MM	1 1/2	2	104.0mm	
QETFX3232-114MM	2	2	114.0mm	
QETFX4032-125MM	2 1/2	2	125.0mm	
QETFX4040-135MM	2 1/2	2 1/2	135.0mm	

Suction Tails

UNO Male x Low Pressure Hose Tail - 90°



Part Number	Products Description		
	UNO M	L/P Hose Tail	
QEBPX1712	1 1/16	3/4	
QEBPX1716	1 1/16	1	
QEBPX2116	1 5/16	1	
QEBPX2120	1 5/16	1 1/4	
QEBPX2124	1 5/16	1 1/2	
QEBPX2620	1 5/8	1 1/4	
QEBPX2624	1 5/8	1 1/2	
QEBPX3024	1 7/8	1 1/2	

Tee Piece

Suction Tails

Low Pressure Hose Tail x Low Pressure Hose Tail x BSPP F S/W - Branch Tee



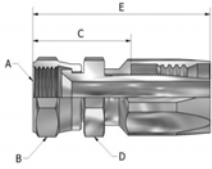
Part Number	Products Description			
	(1) L/P Tail	(2) L/P Tail	(3) BSPP F	
QTEXXA16	1	1	1	

SAE100R5 Field Attachable

Straight

DF Series

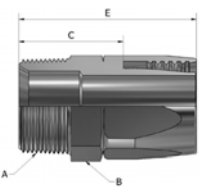
JF - JIC Female 37° Swivel Straight



Part Number	Products Description									
	Hose In-Dia	Thread UNF	Nut Hex		Tail-Growth		Nipple Hex		Overall Length	
			MM	Inch	MM	Inch	MM	Inch	MM	Inch
	A	B		C		D		E		
DF04JF07	3/16	7/16-20	14.3	0.56	30.9	1.22	14.3	0.56	49.9	1.96
DF05JF08	1/4	1/2-20	15.9	0.62	33.4	1.31	17.5	0.69	54.5	2.15
DF05JF09	1/4	9/16-18	17.5	0.69	33.6	1.32	17.5	0.69	54.7	2.15
DF06JF09	5/16	9/16-18	17.5	0.69	34.2	1.35	17.5	0.69	57.2	2.25
DF06JF12	5/16	3/4-16	22.2	0.87	40.1	1.58	22.2	0.87	63.1	2.48
DF08JF12	13/32	3/4-16	22.2	0.87	42.8	1.69	22.2	0.87	71.8	2.83
DF08JF14	13/32	7/8-14	25.4	1.00	45.4	1.79	25.4	1.00	74.4	2.93
DF10JF12	1/2	3/4-16	22.2	0.87	42.8	1.69	22.2	0.87	75.3	2.96
DF10JF14	1/2	7/8-14	25.4	1.00	46.4	1.83	25.4	1.00	78.9	3.11
DF10JF17	1/2	1 1/16-12								
DF12JF14	5/8	7/8-14	25.4	1.00	46.9	1.85	25.4	1.00	86.9	3.42
DF12JF17	5/8	1 1/16-12	32.0	1.26	89.6	3.53	31.8	1.25	89.6	3.53
DF16JF21	7/8	1 5/16-12	38.0	1.50	48.5	1.91	38.0	1.50	80.5	3.17
DF20JF26	1 1/8	1 5/8-12	50.0	1.97	58.0	2.28	41.0	1.61	92.5	3.64
DF24JF30	1 3/8	1 7/8-12	55.0	2.17	60.6	2.39	46.0	1.81	97.6	3.84
DF32JF40	1 13/16	2 1/2-12	73.0	2.87	84.5	3.33	63.5	2.50	131.0	5.16

DF Series

NM - Taper Male NPT Straight



Part Number	Products Description									
	Hose In-Dia	Thread NPT								
DF04NM02	3/16	1/8-27								
DF04NM04	3/16	1/4-18								
DF06NM06	5/16	3/8-18								
DF08NM08	13/32	1/2-14								
DF10NM08	1/2	1/2-14								
DF12NM12	5/8	3/4-14								
DF16NM16	7/8	1-11.5								
DF20NM20	1 1/8	1 1/4-11.5								
DF24NM24	1 3/8	1 1/2-11.5								
DF32NM32	1 13/16	2-11.5								



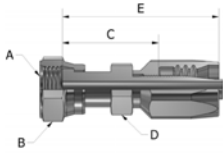
HOSE TAILS
DF Series

SAE100R5 Field Attachable

Straight

DF Series

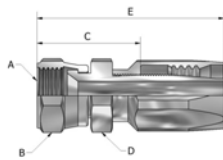
FO - Female O-Ring Face Seal Swivel Straight



Part Number	Products Description									
	Hose In-Dia	Thread UNF	Nut Hex		Tail-Growth		Nipple Hex		Overall Length	
			MM	Inch	MM	Inch	MM	Inch	MM	Inch
		A	B		C		D		E	
DF06FO11	5/16	11/16-16	22.0	0.86	36.8	1.44	17.46	0.68	59.8	2.35
DF08FO13	13/32	13/16-16								

DF Series

SF - SAE Female Straight

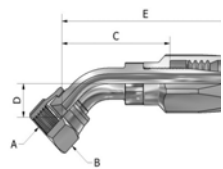


Part Number	Products Description									
	Hose In-Dia	Thread UNF	Nut Hex		Tail-Growth		Nipple Hex		Overall Length	
			MM	Inch	MM	Inch	MM	Inch	MM	Inch
		A	B		C		D		E	
DF06SF10	5/16	5/8-18								
DF12SF17	5/8	1 1/16-14								

45 Degree

DF Series

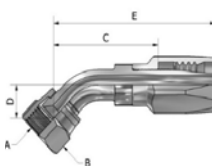
JF - JIC Female 37° Swivel 45° Elbow



Part Number	Products Description									
	Hose In-Dia	Thread UNF	Nut Hex		Tail-Growth		Drop		Overall Length	
			MM	Inch	MM	Inch	MM	Inch	MM	Inch
		A	B		C		D		E	
DF04JF0745	3/16	7/16-20	14.3	0.56	34.2	1.35	10.0	0.39	53.2	2.09
DF06JF0945	5/16	9/16-18	17.5	0.69	39.8	1.57	11.0	0.43	62.8	2.47
DF08JF1245	13/32	3/4-16	22.2	0.87	52.9	2.08	15.0	0.59	81.9	3.22
DF10JF1445	1/2	7/8-14								
DF12JF1745	5/8	1 1/6-12	32.0	1.26	71.7	2.82	27.0	1.06	111.7	4.40
DF16JF2145	7/8	1 5/16-12	38.1	1.50	78.7	3.10	33.0	1.30	110.7	4.36
DF20JF2645	1 1/8	1 5/8-12	50.0	1.97	103.1	4.06	45.0	1.77	137.6	5.42

DF Series

SF - SAE Female 45° Elbow



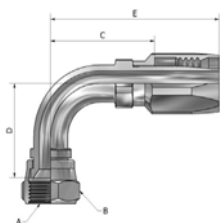
Part Number	Products Description									
	Hose In-Dia	Thread UNF	Nut Hex		Tail-Growth		Drop		Overall Length	
			MM	Inch	MM	Inch	MM	Inch	MM	Inch
		A	B		C		D		E	
DF06SF1045	3/8	5/8-18	19	0.75	42.8	1.68	11	0.43	65.8	2.59

SAE100R5 Field Attachable

90 Degree

DF Series

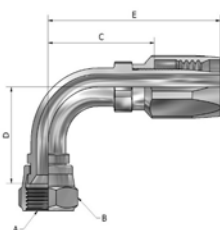
JF - JIC Female 37° Swivel 90° Elbow



Part Number	Products Description									
	Hose In-Dia	Thread UNF	Nut Hex		Tail-Growth		Drop		Overall Length	
			MM	Inch	MM	Inch	MM	Inch	MM	Inch
	A	B		C		D		E		
DF04JF0790-21MM	3/16	7/16-20	14.3	0.56	29.5	1.16	21.0	0.83	48.5	1.91
DF06JF0990-23MM	5/16	9/16-18	17.5	0.69	39.4	1.55	23.0	0.91	62.4	2.46
DF08JF1290-31MM	13/32	3/4-16	22.2	0.87	49.0	1.93	31.0	1.22	78.0	3.07
DF08JF1490-34MM	13/32	7/8-14	25.4	1.00	51.0	2.01	34.0	1.34	80.0	3.15
DF10JF1490-34MM	1/2	7/8-14	25.4	1.00	51.0	2.01	34.0	1.34	83.5	3.29
DF12JF1790-53MM	5/8	1 1/16-12	31.8	1.25	64.3	2.53	53.0	2.09	104.3	4.11
DF16JF2190-70MM	7/8	1 5/16-12	38.1	1.50	67.0	2.64	70.0	2.76	99.0	3.90
DF20JF2690-85MM	1 1/8	1 5/8-12	50.0	1.97	84.5	3.33	85.0	3.35	119.0	4.69
DF24JF3090-110MM	1 3/8	1 7/8-12	55.0	2.16	101	3.97	110.0	4.33	138.0	5.43
DF32JF4090-136MM	1 13/32	2 1/2-12	73.0	2.87	133.5	5.25	136.0	5.35	180.0	7.08

DF Series

SF - SAE Female 90° Elbow



Part Number	Products Description									
	Hose In-Dia	Thread UNF	Nut Hex		Tail-Growth		Drop		Overall Length	
			MM	Inch	MM	Inch	MM	Inch	MM	Inch
	A	B		C		D		E		
DF06SF1090-23MM	3/8	5/8-18	19.0	0.75	39.4	1.55	23.0	0.90	63.9	2.52
DF12SF1790-53MM	3/4	1 1/16-14	32.0	1.26	64.3	2.53	53.0	2.08	104.3	4.10



SAE100R5 Crimp Hose Tails

Straight

F Series

JF - JIC Female 37° Swivel Straight



Part Number	Products Description				
	Hose In-Dia	Thread UNF	Nut Hex		
		A	MM	Inch	
F04JF07	3/16	7/16-20	14.3	0.56	
F05JF07	1/4	7/16-20	14.3	0.56	
F05JF09	1/4	9/16-18	17.5	0.68	
F08JF12	13/32	3/4-16	22.2	0.87	
F08JF14	13/32	7/8-14	25.4	1.00	
F10JF09	1/2	9/16-18	17.5	0.68	
F10JF12	1/2	3/4-16	22.2	0.87	
F10JF14	1/2	7/8-14	25.4	1.00	
F12JF14	5/8	7/8-14	25.4	1.00	
F12JF17	5/8	1 1/16-12	31.8	1.25	
F16JF17	7/8	1 1/16-12	31.8	1.25	
F16JF21	7/8	1 5/16-12	38.0	1.49	
F24JF30	1 3/8	1 7/8-12	55.0	2.16	

F Series

NM - Taper Male NPT Straight



Part Number	Products Description				
	Hose In-Dia	Thread NPT	Nipple Hex		
		A	MM	Inch	
F04NM02	3/16	1/8	14.3		

F Series

BF - BSP Female Parallel Swivel Straight 60° Cone



Part Number	Products Description				
	Hose In-Dia	Thread BSP	Nut Hex		
		A	MM	Inch	
F05BF04	1/4	1/4	19.0		
F10BF08	1/2	1/2	27.0		
F16BF12	7/8	3/4	32.0		
F20BF20	1 1/8	1 1/4	50.0		
F24BF24	1 3/8	1 1/2	60.0		

SAE100R5 Crimp Hose Tails

Straight

F Series

BM - BSP Male Taper



Part Number	Products Description				
	Hose In-Dia	Thread BSP	Nut Hex		
			MM	Inch	
	A	B			
F05BM04	1/4	1/4	14.3		
F08BM08	13/32	1/2	27.0		
F10BM06	1/2	3/8	22.0		
F10BM08	1/2	1/2	27.0		
F16BM12	7/8	3/4	36.0		
F16BM16	7/8	1	41.0		
F20BM20	1 1/8	1 1/4	50.0		
F24BM24	1 3/8	1 1/2	60.0		

45 Degree

F Series

JF - JIC Female 37° S/W 45° Elbow



Part Number	Products Description				
	Hose In-Dia	Thread UNF	Nipple Hex		
			MM	Inch	
	A	B			
F10JF1245	1/2	3/4-16	22.2		

90 Degree

F Series

JF - JIC Female 37° Swivel 90° Elbow



Part Number	Products Description									
	Hose In-Dia	Thread UNF	Nipple Hex		Tail-Growth		Drop length		Overall Length	
			MM	Inch	MM	Inch	MM	Inch	MM	Inch
	A	B		C		D		E		
F08JF1490-31MM	13/32	7/8-14	25.4	1.00			31.0	1.22		
F10JF0990-25.6MM	1/2	9/16-18	17.5	0.68			25.6	1.01		
F10JF1290-31MM	1/2	3/4-16	22.2	0.87			31.0	1.22		
F10JF1490-31MM	1/2	7/8-14	25.4	1.00			31.0	1.22		
F16JF2190-56MM	7/8	1 5/16-12	38.0	1.49			56.0	2.20		

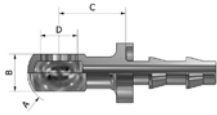


SAE100R6 Textile Braid

Straight

H Series

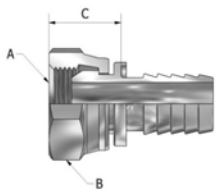
MBJ - Banjo Straight



Part Number	Products Description								
	Hose In-Dia	Banjo		Nipple Hex		Tail-Growth		Overall Length	
MM		MM	Inch	MM	Inch	MM	Inch		
A		B		C		E			
H04MBJ10	1/4	10.0			18.0	0.71	42.4	1.67	
H04MBJ12	1/4	12.0			21.0	0.83	45.4	1.78	
H06MBJ16	3/8	16.0			24.8	0.97	52.1	2.05	

H Series

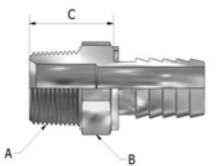
BF - BSP Female Parallel Pipe Swivel Straight 60° Cone



Part Number	Products Description							
	Hose In-Dia	Thread PF		Nut Hex		Tail-Growth		Nipple Hex
		MM	Inch	MM	Inch	MM	Inch	
A		B		C				
H04BF02	1/4	1/8-28	14.0	0.55	17.4	0.69		
H04BF04	1/4	1/4-19	19.0	0.75	20.0	0.79		
H06BF06	3/8	3/8-19	22.0	0.87	23.8	0.94		
H06BF08	3/8	1/2-14	27.0	1.06	23.4	0.92		
H08BF08	1/2	1/2-14	27.0	1.06	26.9	1.06		
H10BF08	5/8	1/2-14	27.0	1.06	26.9	1.06		
H12BF12	3/4	3/4-14	32.0	1.26	29.0	1.14		
H16BF16	1	1-11	41.0	1.61	30.8	1.21	39.0	1.54

H Series

BM - BSP Male Taper



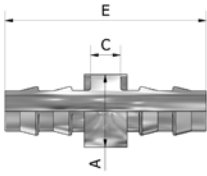
Part Number	Products Description							
	Hose In-Dia	Thread PT		Nipple Hex		Tail-Growth		Overall Length
		MM	Inch	MM	Inch	MM	Inch	
A		B		C				
H04BM02	1/4	1/8-28	17.0	0.67	17.3	0.68		
H04BM04	1/4	1/4-19	17.0	0.67	21.0	0.826	45.4	1.79
H06BM04	3/8	1/4-19	19.0	0.75	22.7	0.89		
H06BM06	3/8	3/8-19	19.0	0.75	24.2	0.95		
H06BM08	3/8	1/2-14	19.0	0.75	26.0	1.02	51.1	2.01
H08BM06	1/2	3/8-19	23.8	0.94	24.2	0.95		
H08BM08	1/2	1/2-14	23.8	0.94	27.7	1.09		
H12BM12	3/4	3/4-14	30.0	1.18	34.3	1.35		

SAE100R6 Textile Braid

Straight

H Series

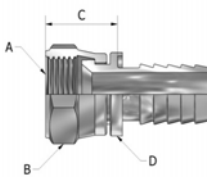
HJ - Hose Joiner



Part Number	Products Description							
	Hose In-Dia	Thread UNF	Nipple Hex		Tail-Growth		Overall Length	
			MM	Inch	MM	Inch	MM	Inch
		A	B	C				
H08HJ08	1/2				13.6	0.54	64	252

H Series

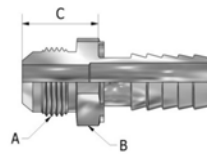
JF - JIC Female 37° Swivel Straight



Part Number	Products Description									
	Hose In-Dia	Thread UNF	Nut Hex		Tail-Growth		Nipple OD		Overall Length	
			MM	Inch	MM	Inch	MM	Inch	MM	Inch
		A	B	C	D					
H04JF07	1/4	7/16-20	14.3	0.56	19.1	0.75	16.0	0.63		
H04JF09	1/4	9/16-18	17.5	0.69	21.3	0.84	16.0	0.63		
H05JF08	5/16	1/2-20	15.9	0.63	20.1	0.79	17.2	0.68	39.3	1.55
H05JF09	5/16	9/16-18	17.46	0.68	21.7	0.85	17.2	0.68	40.05	1.59
H06JF09	3/8	9/16-18	17.5	0.69	21.5	0.85	19.0	0.75		
H06JF12	3/8	3/4-16	22.2	0.87	24.5	0.96	19.0	0.75	40.5	1.59
H06JF12B (Brass)	3/8	3/4-16	22.2	0.87	24.4	0.96	19.0	0.75	40.5	1.59
H08JF12	1/2	3/4-16	22.2	0.87	24.4	0.96	23.0	0.91		
H08JF12B (Brass)	1/2	3/4-16	22.2	0.87	24.4	0.96	23.0	0.91		
H08JF14	1/2	7/8-14	25.4	1.00	27.1	1.07	23.0	0.91		
H10JF14	5/8	7/8-14	25.4	1.00	27.1	1.07	26.0	1.02		
H12JF14	3/4	7/8-14	25.4	1.00	27.5	1.08	30.0	1.18		
H12JF17	3/4	1 1/16-12	32.0	1.26	28.8	1.13	30.0	1.18		
H12JF17B (Brass)	3/4	1 1/16-12	32.0	1.26	28.8	1.13	30.0	1.18		
H16JF21	1	1 5/16-12	38.0	1.49	30.3	1.19	39.0	1.54	67.2	2.65

H Series

JM - JIC Male 37° Straight



Part Number	Products Description					
	Hose In-Dia	Thread UNF	Nipple Hex		Tail-Growth	
			MM	Inch	MM	Inch
		A	B	C		
H06JM09	3/8	9/16-18	19.0	0.74	23.8	0.93
H06JM12	3/8	3/4-16	20.6	0.81	26.4	1.04
H08JM12	1/2	3/4-16	23.8	0.94	26.4	1.04
H10JM14	5/8	7/8-14	25.4	1	27.3	1.075

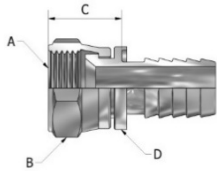


SAE100R6 Textile Braid

Straight

H Series

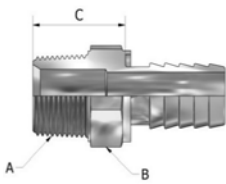
SF - SAE Female Straight



Part Number	Products Description							
	Hose In-Dia	Thread UNF	Nut Hex		Tail-Growth		Overall Length	
			MM	Inch	MM	Inch	MM	Inch
		A	B		C			
H06SF10	3/8	5/8-18	19.0	0.75	22.0	0.87	19.0	0.75

H Series

NM - NPT Male Taper

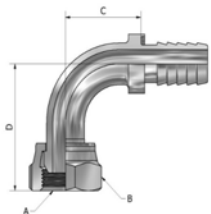


Part Number	Products Description							
	Hose In-Dia	Thread NPTF	Nut Hex		Tail-Growth		Overall Length	
			MM	Inch	MM	Inch	MM	Inch
		A	B		C			
H04NM04	1/4	1/4-18	17.0	0.66	21.7	0.85	46.1	1.81
H06NM06	3/8	3/8-18	19.0	0.74	24.4	0.96	51.5	2.03

90 Degree

H Series

BF - BSP Female Parallel Pipe Swivel 90° Elbow 60° Cone



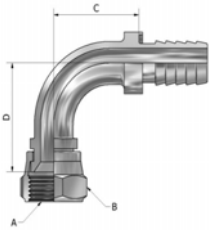
Part Number	Products Description							
	Hose In-Dia	Thread PF	Nut Hex		Tail-Growth		Drop	
			MM	Inch	MM	Inch	MM	Inch
		A	B		C		D	
H04BF0490-29MM	1/4	1/4-19	19.0	0.75	21.5	0.85	34.2	1.35
H06BF0690-33MM	3/8	3/8-19	22.0	0.87	25.5	1.00	40.4	1.59
H08BF0890-40.9MM	1/2	1/2-14	27.0	1.06	32.1	1.26	50.6	1.99
H12BF1290-55MM	3/4	3/4-14	32.0	1.26	42.0	1.65	64.0	2.52

SAE100R6 Textile Braid

90 Degree

H Series

JF - JIC Female 37° Swivel 90° Elbow



Part Number	Products Description								
	Hose In-Dia	Thread UNF	Nut Hex		Tail-Growth		Drop		
		A	B	MM	Inch	MM	Inch	MM	Inch
H04JF0790-21MM	1/4	7/16-20	14.3	0.56	21.5	0.85	21.0	0.83	
H04JF0990-22MM	1/4	9/16-18	17.5	0.69	21.5	0.85	22.0	0.87	
H06JF0990-23MM	3/8	9/16-18	17.5	0.69	25.5	1.00	23.0	0.91	
H06JF1290-28MM	3/8	3/4-16	22.2	0.87	25.5	1.00	28.0	1.10	
H08JF1290-31MM	1/2	3/4-16	22.2	0.87	32.1	1.26	31.0	1.22	
H08JF1490-32.5MM	1/2	7/8-14	25.4	1.00	32.1	1.26	32.5	1.28	
H10JF1490-34MM	5/8	7/8-14	25.4	1.00			34.0	1.33	
H12JF1790-53MM	3/4	1 1/16-12	32.0	1.26	46.0	1.81	53.0	2.09	

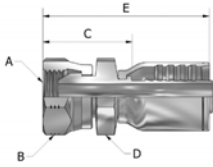


SAE100R7, SAE100R8 & SAE100R18 Thermoplastic

Straight

J Series

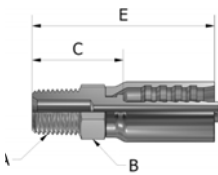
BF - BSP Female Parallel Pipe Swivel Straight 60° Cone



Part Number	Products Description									
	Hose In-Dia	Thread BSP	Nut Hex		Tail-Growth		Nipple Hex		Overall Length	
			MM	Inch	MM	Inch	MM	Inch	MM	Inch
		A	B		C		D		E	
J02BF02	1/8	1/8-28	14.0	0.55						
J02BF04	1/8	1/4-19	19.0	0.74						
J04BF04	1/4	1/4-19	19.0	0.74						
J06BF06	3/8	3/8-19	22.0	0.87						
J08BF08	1/2	1/2-14	27.0	1.06	34.8	1.37	22.0	0.87	65.5	2.58

J Series

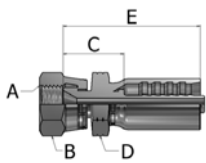
BM - BSPT Male Straight



Part Number	Products Description							
	Hose In-Dia	Thread PT	Nipple Hex		Tail-Growth		Overall Length	
			MM	Inch	MM	Inch	MM	Inch
		A	B		C		E	
J04BM04	1/4	1/4-19	14.3	0.56				
J06BM06	3/8	3/8-19	22.0	0.87				
J06BM08	3/8	1/2-14	28.6	1.12	33.3	1.31	60.7	2.38
J08BM08	1/2	1/2-14	27.0	1.06	33.2	1.31	63.9	2.51

J Series

IBF - JIS (BSP) Female Parallel Pipe Swivel Straight 30° Flare



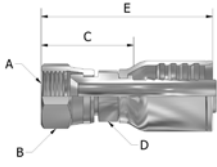
Part Number	Products Description									
	Hose In-Dia	Thread BSP	Nut Hex		Tail-Growth		Nipple Hex		Overall Length	
			MM	Inch	MM	Inch	MM	Inch	MM	Inch
		A	B		C		D		E	
J04IBF04	1/4	1/4-19	19.0	0.75			19.0	0.75		

SAE100R7, SAE100R8 & SAE100R18 Thermoplastic

Straight

J Series

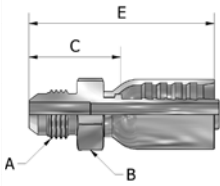
JF - JIC Female 37° Swivel Straight



Part Number	Products Description									
	Hose In-Dia	Thread UNF	Nut Hex		Tail-Growth		Nipple OD		Overall Length	
			MM	Inch	MM	Inch	MM	Inch	MM	Inch
	A	B		C		D		E		
J02JF07	1/8	7/16-20	14.3	0.56						
J03JF07	3/16	7/16-20	14.3	0.56						
J04JF07	1/4	7/16-20	14.3	0.56						
J04JF09	1/4	9/16-18	17.5	0.69						
J06JF09	3/8	9/16-18	17.5	0.69	30.5		17.46			49.6
J06JF12	3/8	3/4-16	22.2	0.87	33.5		17.46			51.2
J08JF12	1/2	3/4-16	22.2	0.87	23.9		17.46			54.6
J08JF14	1/2	7/8-14	25.4	1.0	26.0		22.0			56.7

J Series

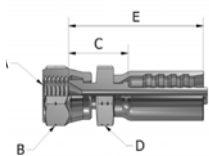
JM - JIC Male 37° Straight



Part Number	Products Description									
	Hose In-Dia	Thread UNF	Nut Hex		Tail-Growth		Nipple OD		Overall Length	
			MM	Inch	MM	Inch	MM	Inch	MM	Inch
	A	B		C		D				
J04JM07	1/4	7/16-20								
J04JM09	1/4	9/16-18			25.8		14.3			52.4
J06JM09	3/8	9/16-18								
J06JM12	3/8	3/4-16			29.5		20.6			56.9
J08JM12	1/2	3/4-16			29.4		20.64			60.1
J08JM14	1/2	7/8-14			33.1		23.8			63.8

J Series

KF - Komatsu Female Swivel



Part Number	Products Description									
	Hose In-Dia	Thread METRIC	Nut Hex		Tail-Growth		Nipple Hex		Overall Length	
			MM	Inch	MM	Inch	MM	Inch	MM	Inch
	A	B		C		D		E		
J04KF14	1/4	M14*1.5P	19.0	0.75			19.0	0.75		
J06KF18	3/8	M18*1.5P	24.0	0.94			22.0	0.87		
J08KF22	1/2	M22*1.5P	27.0	1.06	37.6	1.48	27.0	1.06	68.3	2.68

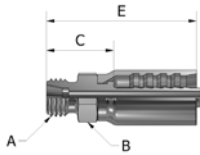


SAE100R7, SAE100R8 & SAE100R18 Thermoplastic

Straight

J Series

MM - Metric Male

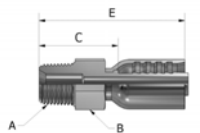


(L) = Light Series Metric
(S) = Heavy Series Metric

Part Number	Products Description									
	Hose In-Dia	DIN	Thread Metric	Nipple Hex		Tail-Growth		Overall Length		
			A	B		C		D		
J04MM0612A	1/4	(L)	M12*1.5P	14.0	0.55					
J04MM0614A	1/4	(S)	M14*1.5P	14.0	0.55					
J04MM0814A	1/4	(L)	M14*1.5P	14.0	0.55					
J04MM0816A	1/4	(S)	M16*1.5P	17.0	0.69					
J04MM1016A	1/4	(L)	M16*1.5P	19.0	0.75					
J04MM1018A	1/4	(S)	M18*1.5P	19.0	0.75					
J06MM1016A	3/8	(L)	M16*1.5P	19.0	0.75					
J06MM1018A	3/8	(S)	M18*1.5P	22.0	0.86					
J06MM1218A	3/8	(L)	M18*1.5P	22.0	0.86					
J06MM1220A	3/8	(S)	M20*1.5P	22.0	0.86					
J06MM1422A	3/8	(S)	M22*1.5P	22.0	0.86					
J08MM1522A	1/2	(L)	M22*1.5P	22.0	0.8	27.0	1.06	57.7	2.27	
J08MM1624A	1/2	(S)	M24*1.5P	24.0	0.94	29.0	1.14	59.7	2.35	

J Series

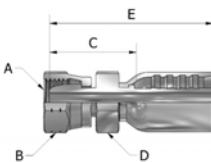
NM - NPT Male



Part Number	Products Description									
	Hose In-Dia	Thread NPTM	Tail-Growth		Nipple Hex		Overall Length			
			MM	Inch	MM	Inch	MM	Inch		
J06NM06	3/8	3/8-18			19.0	0.75				

J Series

MF - Metric Female Ball Nose



(LL) = Extra Light Series Metric
(L) = Light Series Metric
(S) = Heavy Series Metric

Part Number	Products Description										
	Hose In-Dia	DIN	Thread Metric	Nut Hex		Tail-Growth		Nipple Hex		Overall Length	
			A	B		C		D		E	
J02MF0610C	1/8	(LL)	M10*1P	11.6	0.45						
J02MF0614A	1/8	(S)	M14*1.5P	15.8	0.62			14.0	0.55		
J04MF0612A	1/4	(L)	M12*1.5P	15.8	0.62			14.0	0.55		
J04MF0614A	1/4	(S)	M14*1.5P	17.5	0.69			14.0	0.55		

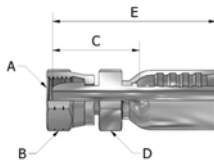
Continued on following page..

SAE100R7, SAE100R8 & SAE100R18 Thermoplastic

Straight

J Series

MF - Metric Female Ball Nose *Continued...*

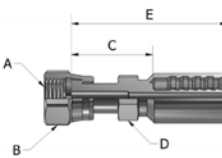


(L) = Light Series Metric
(S) = Heavy Series Metric

Part Number	Products Description										
	Hose In-Dia	DIN	Thread Metric	Nut Hex		Tail-Growth		Nipple Hex		Overall Length	
			A	B	C		D		E		
J04MF0814A	1/4	(L)	M14*1.5P	17.5	0.68	24.5	0.96	17.0	0.66	51.1	2.01
J04MF0816A	1/4	(S)	M16*1.5P	19.0	0.748	30.6	1.2			48.7	1.92
J06MF0816A	3/8	(S)	M16*1.5P	19.0	0.75			17.0	0.67		
J06MF1016A	3/8	(L)	M16*1.5P	19.0	0.748	31.4	1.23	19.0	0.75	58.2	2.29
J06MF1218A	3/8	(L)	M18*1.5P	22.0	0.87			17.0	0.67		
J06MF1220A	3/8	(S)	M20*1.5P	24.0	0.94						
J06MF1422A	3/8	(S)	M22*1.5P	27.0	1.06						
J06MF1522A	3/8	(L)	M22*1.5P	27.0	1.06						
J08MF1522A	1/2	(L)	M22*1.5P	27.0	1.06	33.0	1.29	22.0	0.86	63.7	2.50
J08MF1624A	1/2	(S)	M24*1.5P	30.0	1.18	22.8	0.89			53.5	2.10

J Series

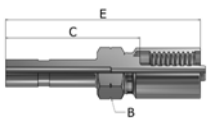
FO - Female O-Ring Face Seal Swivel Straight



Part Number	Products Description										
	Hose In-Dia	Thread ORFS	Nut Hex		Tail-Growth		Nipple OD		Overall Length		
		A	B	C		D		E			
J02F009	1/8	9/16-18	17.5	0.69	29.0	1.14	14.3	0.56			
J04F009	1/4	9/16-18	17.5	0.69	29.0	1.14	14.3	0.56	55.6	2.19	
J06F011	3/8	11/16-16	22.0	0.86	36.8	1.44	17.46	0.68			
J08F013	1/2	13/16-16	23.8	0.93	37.2	1.46	22.0	0.86	67.9	2.67	

J Series

SP - Stand Pipe Straight



Part Number	Products Description										
	Hose In-Dia	Length		OD		Tail-Growth		Overall Length			
		MM	Inch	MM	Inch	MM	Inch	MM	Inch		
J02SP06	1/8	22.0	0.87	6.0	0.24						

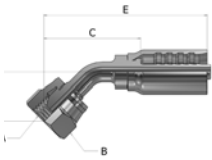


SAE100R7, SAE100R8 & SAE100R18 Thermoplastic

45 Degree

J Series

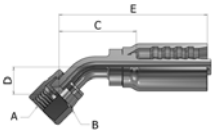
BF - BSP Female Parallel Pipe Swivel 45° Elbow 60° Cone



Part Number	Products Description									
	Hose In-Dia	Thread PF	Nut Hex		Tail-Growth		Drop		Overall Length	
			MM	Inch	MM	Inch	MM	Inch	MM	Inch
J06BF0645	3/8	3/8-19	19.0	0.74						
J08BF0845	1/2	1/2-14	22.0	0.87						

J Series

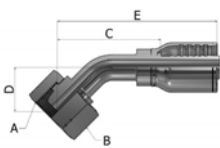
JF - JIC Female 37° Swivel 45° Elbow



Part Number	Products Description									
	Hose In-Dia	Thread UNF	Nut Hex		Tail-Growth		Drop		Overall Length	
			MM	Inch	MM	Inch	MM	Inch	MM	Inch
J04JF0745	1/4	7/16-20	14.3	0.56	28.9	1.13	10.0	0.39	55.5	2.18
J04JF0945	1/4	9/16-18	17.0	0.66						
J06JF0945	3/8	9/16-18	17.0	0.66						
J06JF1245	3/8	3/4-16	22.0	0.86						
J08JF1245	1/2	3/4-16	22.0	0.86						
J08JF1445	1/2	7/8-14	25.4	1.0						

J Series

MF - Metric Female Ball Nose 45° Elbow 24° Cone



Part Number	Products Description										
	Hose In-Dia	DIN	Thread METRIC	Nut Hex		Tail-Growth		Drop		Overall Length	
				MM	Inch	MM	Inch	MM	Inch	MM	Inch
J02MF0610C45	1/8	(LL)	M10*1P	11.6	0.45						
J04MF0612A45	1/4	(L)	M12*1.5P	15.8	0.62						
J04MF0614A45	1/4	(S)	M14.15P	17.5	0.69						
J04MF0814A45	1/4	(L)	M14.15P	17.5	0.69						
J04MF0816A45	1/4	(S)	M16*1.5P	19.0	0.75						
J06MF1016A45	3/8	(L)	M16*1.5P	19.0	0.75	37.7	1.48	17.0	0.67	65.1	2.56
J06MF1218A45	3/8	(L)	M18*1.5P	22.0	0.87						
J06MF1220A45	3/8	(S)	M20*1.5P	24.0	0.94						
J08MF1522A45	1/2	(L)	M22*1.5P	27.0	1.06						
J08MF1624A45	1/2	(S)	M24*1.5P	30.0	1.18						

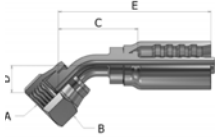
(LL) = Extra Light Series Metric
(L) = Light Series Metric
(S) = Heavy Series Metric

SAE100R7, SAE100R8 & SAE100R18 Thermoplastic

45 Degree

J Series

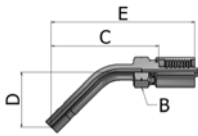
FO - Female O-Ring Face Seal Swivel 45° Elbow



Part Number	Products Description									
	Hose In-Dia	Thread UNF	Nut Hex		Tail-Growth		Drop		Overall Length	
			MM	Inch	MM	Inch	MM	Inch	MM	Inch
		A	B		C		D		E	
J06FO1145	3/8	11/16-16	22.0	0.87						
J08FO1345	1/2	13/16-16	23.8	0.93						

J Series

SP - Stand Pipe 45° Elbow

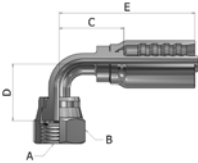


Part Number	Products Description									
	Hose In-Dia	OD		Tail-Growth		Drop		Overall Length		
		MM	Inch	MM	Inch	MM	Inch	MM	Inch	
		B		C		D		E		
J02SP0645	1/8	6.0	0.24							

90 Degree

J Series

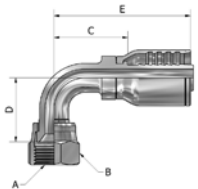
BF - BSP Female Parallel Pipe Swivel 90° Elbow 60° Cone



Part Number	Products Description									
	Hose In-Dia	Thread PF	Nut Hex		Tail-Growth		Drop		Overall Length	
			MM	Inch	MM	Inch	MM	Inch	MM	Inch
		A	B		C		D		E	
J02BF0290-25MM	1/8	1/8-28	14.0	0.55			25.0	0.98		
J04BF0490-29MM	1/4	1/4-19	19.0	0.75			29.0	1.14		
J06BF0690-33MM	3/8	3/8-19	22.0	0.87			33.0	1.29		
J08BF0890-40.9MM	1/2	1/2-14	27.0	1.06			40.9	1.61		

J Series

JF - JIC Female 37° Swivel 90° Elbow



B = Block
L = Long Drop

Part Number	Products Description									
	Hose In-Dia	Thread UNF	Nut Hex		Tail-Growth		Drop		Overall Length	
			MM	Inch	MM	Inch	MM	Inch	MM	Inch
		A	B		C		D			
J02JF0790-21.1MM	1/8	7/16-20	14.3	0.56	24.2	0.95	21.1	0.83		
J04JF0790-21MM	1/4	7/16-20	14.3	0.56	24.2	0.95	21.0	0.83	50.8	2.00
J04JF0790B-19.8MM	1/4	7/16-20	14.3	0.56	20.3	0.80	19.8	0.78	46.9	1.85
J04JF0990B-21.2MM	1/4	9/16-18	17.5	0.69	20.3	0.80	21.2	0.83	46.9	1.85

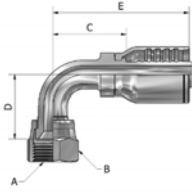
Continued on following page..

SAE100R7, SAE100R8 & SAE100R18 Thermoplastic

90 Degree

J Series

JF - JIC Female 37° Swivel 90° Elbow *Continued...*

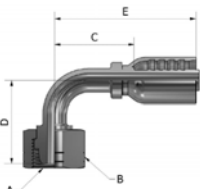


B = Block
L = Long Drop

Part Number	Products Description									
	Hose In-Dia	Thread UNF	Nut Hex		Tail-Growth		Drop		Overall Length	
		A	B	MM	Inch	MM	Inch	MM	Inch	MM
J04JF0990L-47MM	1/4	9/16-18	175	0.69	20.3	0.80	24.2	0.95	50.8	2.00
J06JF0990-23MM	3/8	9/16-18	17.46	0.69	28.3	1.11	23.0	0.91	57.1	2.25
J06JF1290-28MM	3/8	3/4-16	22.2	0.87	28.3	1.11	28.0	1.1	57.1	2.25
J08JF1290-31MM	1/2	3/4-16	22.2	0.87	35.3	1.39	31.0	1.22	67.3	2.65
J08JF1490-31MM	1/2	7/8-14	25.4	1.0	35.3	1.39	31.0	1.22	66.0	2.6

J Series

MF - Metric Female Ball Nose 90° Elbow

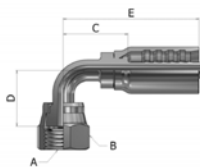


(LL) = Extra Light Series Metric
(L) = Light Series Metric
(S) = Heavy Series Metric

Part Number	Products Description										
	Hose In-Dia	DIN	Thread Metric	Nut Hex		Tail-Growth		Drop		Overall Length	
			A	B	MM	Inch	MM	Inch	MM	Inch	MM
J02MF0610C90-23.8MM	1/8	(LL)	M10*1P	11.6	0.45			23.8	0.93		
J04MF0612A90-29MM	1/4	(L)	M12*1.5P	15.9	0.62			29.0	1.14		
J04MF0614A90-29MM	1/4	(S)	M14*1.5P	17.5	0.68			29.0	1.14		
J04MF0814A90-31MM	1/4	(L)	M14*1.5P	17.5	0.68			31.0	1.22		
J04MF0816A90-29.2MM	1/4	(S)	M16*1.5P	19.0	0.74			29.2	1.15		
J06MF1016A90-34MM	3/8	(L)	M16*1.5P	19.0	0.74	28.3	1.11	34.0	1.33	55.7	2.19
J06MF1218A90-32MM	3/8	(L)	M18*1.5P	22.0	0.86			32.0	1.25		
J06MF1220A90-37MM	3/8	(S)	M20*1.5P	24.0	0.94	30.3	1.19	37.0	1.45	62.7	2.46
J08MF1522A90-40MM	1/2	(L)	M22*1.5P	27.0	1.06			40.0	1.57		
J08MF1624A90-45MM	1/2	(S)	M24*1.5P	30.0	1.18	39.6	1.55	45.0	1.77	70.3	2.76

J Series

FO - Female O-Ring Face Seal Swivel 90° Elbow



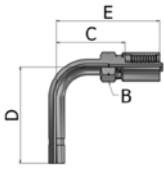
Part Number	Products Description									
	Hose In-Dia	Thread UNF	Nut Hex		Tail-Growth		Drop		Overall Length	
		A	B	MM	Inch	MM	Inch	MM	Inch	MM
J06FO1190-23MM	3/8	11/16-16	22.0	0.75			23.0	0.90		
J08FO1390-29MM	1/2	13/16-16	23.8	0.93			29.0	1.14		

SAE100R7, SAE100R8 & SAE100R18 Thermoplastic

90 Degree

J Series

SP - Stand Pipe 90° Elbow



Part Number	Products Description		OD		Tail-Growth		Drop		Overall Length	
			MM	Inch	MM	Inch	MM	Inch	MM	Inch
J02SP0690-37MM	1/8		6.0	0.24	C		D		E	

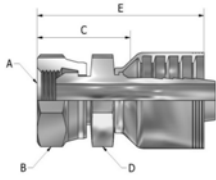


SAE100R12 Four Wire Spiral

Straight

L Series

BF - BSP Female Parallel Pipe Swivel Straight 60° Cone



SS = Stainless Steel

Part Number	Products Description									
	Hose In-Dia	Thread PF	Nut Hex		Tail-Growth		Nipple Hex		Overall Length	
		A	B	MM	Inch	MM	Inch	MM	Inch	MM
L06BF04	3/8	1/4-19	19.0	0.75	34.3	1.35	19.0	0.75	58.1	2.29
L06BF06	3/8	3/8-19	22.0	0.87	37.6	1.48	22.0	0.87	61.4	2.42
L06BF08	3/8	1/2-14	27.0	1.06	41.3	1.63	24.0	0.94	65.1	2.56
L08BF06	1/2	3/8-19	22.0	0.87	38.2	1.50	22.0	0.87	68.6	2.70
L08BF08	1/2	1/2-14	27.0	1.06	41.3	1.63	27.0	1.06	71.7	2.82
L08BF08SS	1/2	1/2-14	27.0	1.06	41.3	1.63	27.0	1.06	71.7	2.82
L08BF10	1/2	5/8-14	28.6	1.12	38.5	1.52	27.0	1.06	68.9	2.71
L08BF12	1/2	3/4-14	36.0	1.42	45.8	1.80	36.0	1.42	76.2	3.00
L10BF08	5/8	1/2-14	27.0	1.06	42.9	1.69	27.0	1.06	74.4	2.93
L10BF10	5/8	5/8-14	28.6	1.12	40.0	1.57	27.0	1.06	71.5	2.81
L10BF12	5/8	3/4-14	36.0	1.42	47.3	1.86	36.0	1.42	78.8	3.10
L12BF12	3/4	3/4-14	36.0	1.42	45.0	1.77	36.0	1.42	81.4	3.20
L12BF12SS	3/4	3/4-14	36.0	1.42	45.0	1.77	36.0	1.42	81.4	3.20
L12BF16	3/4	1-11	41.0	1.61	49.2	1.94	41.0	1.61	85.6	3.37
L16BF16	1	1-11	41.0	1.61	51.5	2.03	41.0	1.61	95.4	3.76
L16BF16SS	1	1-11	41.0	1.61	51.5	2.03	41.0	1.61	95.4	3.76
L16BF20	1	1 1/4-11	50.0	1.97	58.7	2.31	50.0	1.97	102.6	4.04
L20BF20	1 1/4	1 1/4-11	50.0	1.97	61.8	2.43	50.0	1.97	104.3	4.11
L24BF24	1 1/2	1 1/2-11	60.0	2.36	64.4	2.54	55.0	2.17	119.6	4.71
L32BF32	2	2-11	70.0	2.76	73.4	2.89	70.0	2.76	195.4	7.69

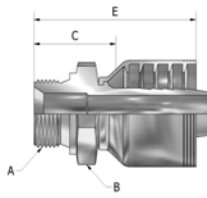
HOSE TAILS
L Series

SAE100R12 Four Wire Spiral

Straight

L Series

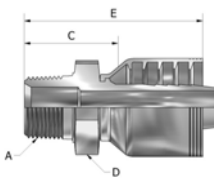
BPM - BSP Male Parallel 60° Cone



Part Number	Products Description							
	Hose In-Dia	Thread PF	Nipple Hex		Tail-Growth		Overall Length	
		A	MM	Inch	MM	Inch	MM	Inch
L06BPM06	3/8	3/8-19	22.0	0.87	32.5	1.28	56.3	2.22
L06BPM08	3/8	1/2-14	27.0	1.06	35.0	1.38	58.8	2.31
L08BPM08	1/2	1/2-14	27.0	1.06	34.9	1.37	65.3	2.57
L12BPM12	3/4	3/4-14	36.0	1.42	36.3	1.43	72.7	2.86
L12BPM16	3/4	1-11	41.0	1.61	40.3	1.59	76.7	3.02
L16BPM16	1	1-11	41.0	1.61	42.6	1.68	86.5	3.41

L Series

BM - BSP Male Taper



Part Number	Products Description							
	Hose In-Dia	Thread PT	Nipple Hex		Tail-Growth		Overall Length	
		A	MM	Inch	MM	Inch	MM	Inch
L06BM06	3/8	3/8-19	22.0	0.87	31.5	1.24	55.3	2.18
L06BM08	3/8	1/2-14	27.0	1.06	36.1	1.42	59.9	2.36
L08BM06	1/2	3/8-19	22.0	0.87	32.3	1.27	62.7	2.47
L08BM08	1/2	1/2-14	27.0	1.06	36.1	1.42	66.5	2.62
L12BM12	3/4	3/4-14	36.0	1.42	39.4	1.55	75.8	2.98
L12BM16	3/4	1-11	41.0	1.61	44.2	1.74	80.6	3.17
L16BM16	1	1-11	41.0	1.61	46.4	1.83	90.3	3.56
L16BM20	1	1 1/4-11	41.0	1.61	46.4	1.83	90.3	3.56
L20BM20	1 1/4	1 1/4-11	50.0	1.97	54.1	2.13	96.6	3.80
L24BM24	1 1/2	1 1/2-11	60.0	2.36	57.9	2.28	113.1	4.45
L32BM32	2	2-11	70.0	2.76	67.9	2.67	125.8	4.95

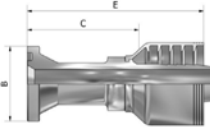


SAE100R12 Four Wire Spiral

Straight

L Series

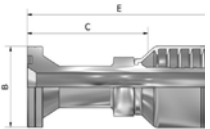
F61 - SAE Code 61 Flange Straight



Part Number	Products Description								
	Hose In-Dia	Flange Size	Flange Dia		Tail-Growth		Overall Length		
		A	B	MM	Inch	MM	Inch	MM	
L08F6108	1/2	1/2	30.2	1.19	57.9	2.28	88.3	3.48	
L08F6112	1/2	3/4	38.1	1.50	32.0	1.26	62.4	2.46	
L10F6110	5/8	5/8	34.1	1.34	63.2	2.49	94.7	3.73	
L12F6112	3/4	3/4	38.1	1.50	61.6	2.43	98.0	3.86	
L12F6116	3/4	1	44.5	1.75	33.2	1.31	69.6	2.74	
L12F6120	3/4	1 1/4	50.8	2.00	38.8	1.53	75.2	2.96	
L16F6116	1	1	44.5	1.75	65.9	2.59	109.8	4.32	
L16F6120	1	1 1/4	50.8	2.00	39.2	1.54	83.1	3.27	
L16F6124	1	1 1/2	60.3	2.37	44.4	1.75	88.3	3.48	
L20F6116	1 1/4	1	44.5	1.75	69.1	2.72	111.6	4.39	
L20F6120	1 1/4	1 1/4	50.8	2.00	77.2	3.04	119.7	4.71	
L20F6124	1 1/4	1 1/2	60.3	2.37	39.6	1.56	82.1	3.23	
L24F6124	1 1/2	1 1/2	60.3	2.37	83.6	3.29	138.8	5.46	
L24F6132	1 1/2	2	71.4	2.81	46.5	1.83	101.7	4.00	
L32F6124	2	1 1/2	60.3	2.37	88	3.46	153.1	6.03	
L32F6132	2	2	71.4	2.81	85.8	3.38	143.7	5.66	
L32F6140	2	2 1/2	84.1	3.31	56.5	2.22	114.4	4.50	

L Series

F62 - SAE Code 62 Flange Straight



Part Number	Products Description								
	Hose In-Dia	Flange Size	Flange Dia		Tail-Growth		Overall Length		
		A	B	MM	Inch	MM	Inch	MM	
L08F6208	1/2	1/2	31.8	1.25	57.9	2.28	88.3	3.48	
L12F6212	3/4	3/4	41.3	1.63	68.2	2.69	104.6	4.12	
L12F6216	3/4	1	47.6	1.87	42.3	1.67	78.7	3.10	
L16F6216	1	1	47.6	1.87	80.2	3.16	124.1	4.89	
L16F6220	1	1 1/4	54.0	2.13	49.7	1.96	93.6	3.69	
L20F6220	1 1/4	1 1/4	54.0	2.13	85.1	3.35	127.6	5.02	
L24F6220	1 1/2	1 1/4	54.0	2.13	85.1	3.35	143.0	5.63	
L24F6224	1 1/2	1 1/2	63.5	2.50	105.8	4.17	161.0	6.34	

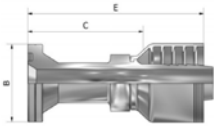
Continued on following page...

SAE100R12 Four Wire Spiral

Straight

L Series

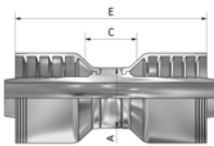
F62 - SAE Code 62 Flange Straight *Continued...*



Part Number	Products Description							
	Hose In-Dia	Flange Size	Flange Dia		Tail-Growth		Overall Length	
		A	MM	Inch	MM	Inch	MM	Inch
L24F6232	1 1/2	2	79.4	3.13	70.5	2.78	137	5.38
L32F6232	2	2	79.4	3.13	124.0	4.88	181.9	7.16

L Series

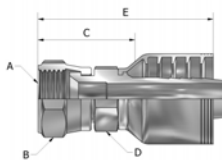
HJ - Hose Joiner



Part Number	Products Description						
	Hose In-Dia	Nipple		Tail-Growth		Overall Length	
		MM	Inch	MM	Inch	MM	Inch
L06HJ06	3/8	17.5	0.69	23.2	0.91	70.9	2.79
L08HJ08	1/2	21.0	0.83	25.2	0.99	86.0	3.39
L24HJ24	1 1/2	50.0	1.97	61.0	2.40	177.9	7.00
L24HJ24CAT	1 1/2	50.0	1.97	71.0	2.80	187.9	7.40

L Series

JF - JIC Female 37° Swivel Straight



SS = Stainless Steel

Part Number	Products Description									
	Hose In-Dia	Thread UNF	Nut Hex		Tail-Growth		Nipple Hex		Overall Length	
		A	MM	Inch	MM	Inch	MM	Inch	MM	Inch
L06JF09	3/8	9/16-18	17.5	0.69	33.3	1.31	17.5	0.69	57.1	2.25
L06JF12	3/8	3/4-16	22.2	0.87	36.2	1.43	17.5	0.69	60.1	2.37
L06JF14	3/8	7/8-14	25.4	1.00	41.8	1.65	22.2	0.87	65.6	2.58
L08JF09	1/2	9/16-18	17.5	0.69	33.3	1.31	20.6	0.81	63.7	2.51
L08JF12	1/2	3/4-16	22.2	0.87	38.9	1.53	20.6	0.81	69.3	2.73
L08JF12SS	1/2	3/4-16	22.2	0.87	38.9	1.53	20.6	0.81	69.3	2.73
L08JF14	1/2	7/8-14	25.4	1.00	41.8	1.65	22.2	0.87	72.2	2.84
L08JF17	1/2	1 1/16-12	31.8	1.25	40.1	1.58	27.0	1.06	70.5	2.78
L10JF12	5/8	3/4-16	22.2	0.87	37.6	1.48	23.8	0.94	69.1	2.72
L12JF12	3/4	3/4-16	22.2	0.87	35.4	1.39	27.0	1.06	71.8	2.83
L12JF14	3/4	7/8-14	25.4	1.00	37.9	1.49	27.0	1.06	74.4	2.93
L12JF17	3/4	1 1/16-12	31.8	1.25	44.1	1.74	27.0	1.06	80.5	3.17
L12JF17SS	3/4	1 1/16-12	31.8	1.25	44.1	1.74	27.0	1.06	80.5	3.17

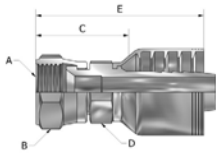
Continued on following page..

SAE100R12 Four Wire Spiral

Straight

L Series

JF - JIC Female 37° Swivel Straight *Continued.*

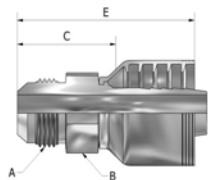


SS = Stainless Steel

Part Number	Products Description										
	Hose In-Dia	Thread UNF	Nut Hex		Tail-Growth		Nipple Hex		Overall Length		
		A	B	MM	Inch	MM	Inch	MM	Inch	MM	Inch
L12JF19	3/4	1 3/16-12	36.0	1.42	44.7	1.76	31.8	1.25	81.1	3.19	
L12JF21	3/4	1 5/16-12	38.0	1.50	47.0	1.85	31.8	1.25	83.4	3.28	
L16JF17	1	1 1/16-12	31.8	1.25	46.7	1.84	35.0	1.38	90.6	3.57	
L16JF21	1	1 5/16-12	38.0	1.50	49.3	1.94	35.0	1.38	93.1	3.67	
L16JF21SS	1	1 5/16-12	38.0	1.50	49.3	1.94	35.0	1.38	93.1	3.67	
L16JF26	1	1 5/8-12	50.0	1.97	55.2	2.17	41.3	1.62	99.1	3.90	
L20JF21	1 1/4	1 5/16-12	38.0	1.50	53.9	2.12	47.6	1.87	96.4	3.80	
L20JF26	1 1/4	1 5/8-12	50.0	1.97	58.2	2.29	47.6	1.87	100.7	3.96	
L20JF30	1 1/4	1 7/8-12	55.0	2.17	61.3	2.41	54.0	2.13	103.8	4.09	
L24JF30	1 1/2	1 7/8-12	55.0	2.17	63.1	2.48	54.0	2.13	118.3	4.66	
L24JF30SS	1 1/2	1 7/8-12	55.0	2.17	63.1	2.48	54.0	2.13	118.3	4.66	
L32JF40	2	2 1/2-12	73.0	2.87	79.8	3.14	63.5	2.50	137.7	5.42	

L Series

JM - JIC Male 37° Straight



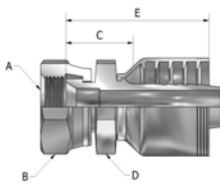
Part Number	Products Description										
	Hose In-Dia	Thread UNF	Nipple Hex		Tail-Growth		Overall Length				
		A	B	MM	Inch	MM	Inch	MM	Inch	MM	Inch
L06JM09	3/8	9/16-18	19.0	0.75	35.0	1.38	58.8	2.31			
L06JM12	3/8	3/4-16	22.2	0.87	33.5	1.32	57.3	2.26			
L06JM14	3/8	7/8-14	23.8	0.94	36.0	1.42	59.8	2.35			
L08JM12	1/2	3/4-16	22.2	0.87	37.6	1.48	67.9	2.67			
L08JM14	1/2	7/8-14	23.8	0.94	36.0	1.42	66.4	2.61			
L08JM17	1/2	1 1/16-12	28.6	1.12	45.4	1.79	75.8	2.98			
L10JM14	5/8	7/8-14	23.8	0.94	43.1	1.70	74.6	2.94			
L10JM17	5/8	1 1/16-12	28.6	1.12	46.9	1.85	78.4	3.09			
L12JM17	3/4	1 1/16-12	28.6	1.12	44.6	1.76	81.0	3.19			
L12JM21	3/4	1 5/16-12	35.0	1.38	46.4	1.83	82.8	3.26			
L16JM21	1	1 5/16-12	35.0	1.38	50.2	1.98	94.1	3.70			
L16JM26	1	1 5/8-12	47.6	1.87	52.0	2.05	95.9	3.78			
L20JM26	1 1/4	1 5/8-12	47.6	1.87	55.1	2.17	97.6	3.84			

SAE100R12 Four Wire Spiral

Straight

L Series

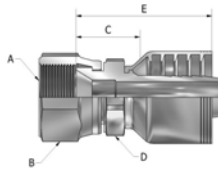
IBF - JIS (BSP) Female Parallel Pipe Swivel 30° Flare Straight



Part Number	Products Description									
	Hose In-Dia	Thread PF	Nut Hex		Tail-Growth		Nipple Hex		Overall Length	
		A	B	MM	Inch	MM	Inch	MM	Inch	MM
L06IBF06	3/8	3/8-19	22.0	0.87	26.9	1.06	22.0	0.87	50.7	2.00
L08IBF08	1/2	1/2-14	27.0	1.06	28.2	1.11	27.0	1.06	58.6	2.31
L12IBF12	3/4	3/4-14	36.0	1.42	31.4	1.24	36.0	1.42	67.8	2.67
L16IBF16	1	1-11	41.0	1.61	35.7	1.41	41.0	1.61	79.6	3.13

L Series

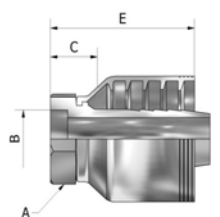
KF - Komatsu Female Swivel Straight 30° Flare JIS Metric



Part Number	Products Description									
	Hose In-Dia	Thread METRIC	Nut Hex		Tail-Growth		Nipple Hex		Overall Length	
		A	B	MM	Inch	MM	Inch	MM	Inch	MM
L06KF18	3/8	M18*1.5P	24.0	0.94	26.9	1.06	22.0	0.87	50.7	2.00
L06KF22	3/8	M22*1.5P	27.0	1.06	28.2	1.11	27.0	1.06	52.0	2.05
L08KF22	1/2	M22*1.5P	27.0	1.06	28.2	1.11	27.0	1.06	58.6	2.31
L08KF24	1/2	M24*1.5P	32.0	1.26	31.7	1.25	30.0	1.18	62.1	2.44
L10KF24	5/8	M24*1.5P	32.0	1.26	33.2	1.31	30.0	1.18	64.7	2.55
L12KF24	3/4	M24*1.5P	32.0	1.26	30.9	1.22	30.0	1.18	67.3	2.65
L16KF33	1	M33*1.5P	41.0	1.61	37.8	1.49	36.0	1.42	81.7	3.22

L Series

LS - Life Saver



Part Number	Products Description									
	Hose In-Dia	Nipple Hex		In-Dia		Tail-Growth		Overall Length		
		MM	Inch	MM	Inch	MM	Inch	MM	Inch	
L06LS06	3/8	17.46	0.69	9.5	0.37	14.5	0.57	38.3	1.51	
L08LS08	1/2	20.63	0.81	12.6	0.50	14.5	0.57	44.9	1.77	
L10LS10	5/8	23.8	0.94	16.2	0.64	19.2	0.76	50.7	2.0	
L12LS12	3/4	27.0	1.06	19.4	0.76	16.9	0.67	53.3	2.10	
L16LS16	1	35.0	1.38	25.7	1.01	22.9	0.90	66.8	2.63	
L20LS20	1 1/4	46.0	1.81	31.8	1.25	27.7	1.09	70.2	2.76	
L24LS24	1 1/2	50.0	1.97	31.8	1.50	29.5	1.16	84.7	3.33	
L32LS32	2	60.0	2.36	51.05	2.0	29.6	1.17	94.7	2.4	

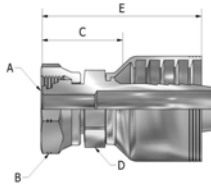
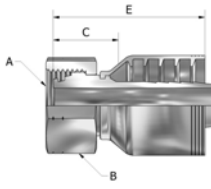


SAE100R12 Four Wire Spiral

Straight

L Series

MF - O-Ring Metric Female Straight 24° Cone



(L) = Light Series Metric
(S) = Heavy Series Metric
SS = Stainless Steel

Part Number	Products Description											
	Hose In-Dia	DIN	Thread METRIC	Nut Hex		Tail-Growth		Nipple Hex		Overall Length		
			A	B	C		D		E			
L06MFO0816A	3/8	(S)	M16*1.5P	19.0	0.75	33.2	1.31	17.0	0.67	57.0	2.24	
L06MFO1016A	3/8	(L)	M16*1.5P	19.0	0.75	33.2	1.31	19.0	0.75	58.0	2.28	
L06MFO1018A	3/8	(S)	M18*1.5P	22.0	0.87	35.3	1.39	17.0	0.67	59.1	2.33	
L06MFO1218A	3/8	(L)	M18*1.5P	22.0	0.87	35.3	1.39	17.0	0.67	59.1	2.33	
L06MFO1220A	3/8	(S)	M20*1.5P	24.0	0.94	26.7	1.05			50.5	1.99	
L06MFO1422A	3/8	(S)	M22*1.5P	27.0	1.06	28.2	1.11			52.0	2.05	
L06MFO1522A	3/8	(L)	M22*1.5P	27.0	1.06	28.2	1.11			52.0	2.05	
L08MFO1422A	1/2	(S)	M22*1.5P	27.0	1.06	38.1	1.50	22.0	0.87	68.5	2.70	
L08MFO1522A	1/2	(L)	M22*1.5P	27.0	1.06	38.1	1.50	22.0	0.87	68.5	2.70	
L08MFO1624A	1/2	(S)	M24*1.5P	30.0	1.18	28.1	1.11			58.5	2.30	
L08MFO1624SS	1/2	(S)	M24*1.5P	30.0	1.18	28.1	1.11			58.5	2.30	
L08MFO1826A	1/2	(L)	M26*1.5P									
L10MFO1826A	5/8	(L)	M26*1.5P	32.0	1.26	37.6	1.48	24.0	0.94	69.1	2.72	
L10MFO2030A	5/8		M30*1.5P	36.0	1.42	32.2	1.27			63.7	2.51	
L10MFO2536B	5/8	(S)	M36*2.0P	46.0	1.81	33.2	1.31			64.7	2.55	
L12MFO1826A	3/4	(L)	M26*1.5P	32.0	1.26	36.3	1.43	27.0	1.06	72.7	2.86	
L12MFO2030B	3/4	(S)	M30*2.0P	36.0	1.42	29.9	1.18			66.3	2.61	
L12MFO2030SS	3/4	(S)	M30*2.0P	36.0	1.42	29.9	1.18			66.3	2.61	
L12MFO2230A	3/4		M30*1.5P	36.0	1.42	26.8	1.06			63.2	2.49	
L12MFO2230B	3/4	(L)	M30*2.0P	36.0	1.42	26.8	1.06			63.2	2.49	
L12MFO2230SS	3/4	(L)	M30*2.0P	36.0	1.42	26.8	1.06			63.2	2.49	
L12MFO2536B	3/4	(S)	M36*2.0P	46.0	1.81	30.9	1.22			67.3	2.65	
L16MFO2536B	1	(S)	M36*2.0P	46.0	1.81			41.0	1.61			
L16MFO2836B	1	(L)	M36*2.0P	46.0	1.81	48.4	1.91	35.0	1.38	92.3	3.63	
L16MFO3042B	1	(S)	M42*2.0P	50.0	1.97	35.6	1.40			79.5	3.13	
L20MFO3545B	1 1/4	(L)	M45*2.0P	50.0	1.97	54.7	2.15	46.0	1.81	97.2	3.83	
L20MFO3852B	1 1/4	(S)	M52*2.0P	60.0	2.36	45.1	1.78			82.6	3.25	
L24MFO4252B	1 1/2	(L)	M52*2.0P	60.0	2.36	55.3	2.18	50.0	1.97	117.8	4.63	

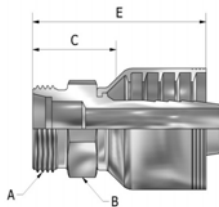
HOSE TAILS
L Series

SAE100R12 Four Wire Spiral

Straight

L Series

MM - Metric Male Straight 24° Cone

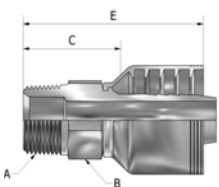


(S) = Heavy Series Metric

Part Number	Products Description									
	Hose In-Dia	DIN	Thread METRIC	Nipple Hex		Tail-Growth		Overall Length		
				MM	Inch	MM	Inch	MM	Inch	
L06MM1220A	3/8	(S)	M20*1.5P	22.0	0.87	30.0	1.18	53.8	2.12	
L08MM1624A	1/2	(S)	M24*1.5P	24.0	0.94	31.9	1.26	62.3	2.45	
L10MM2030B	5/8	(S)	M30*2.0P	30.0	1.18	37.6	1.48	69.1	2.72	
L12MM2536B	3/4	(S)	M36*2.0P	41.0	1.61	37.5	1.48	73.9	2.91	
L16MM3042B	1	(S)	M42*2.0P	46.0	1.81	42.9	1.69	86.8	3.42	

L Series

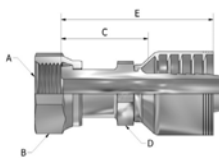
NM - Taper Male NPT Straight



Part Number	Products Description									
	Hose In-Dia	Thread NPTF	Nipple Hex		Tail-Growth		Overall Length			
			MM	Inch	MM	Inch	MM	Inch		
L08NM08	1/2	1/2-14	22.0	0.87	41.6	1.64	72.0	2.83		
L12NM12	3/4	3/4-14	27.0	1.06	42.0	1.65	78.4	3.09		
L16NM16	1	1-11.5	35.0	1.38	49.2	1.94	93.1	3.67		
L20NM20	1 1/4	1 1/4-11.5	44.5	1.75	61.4	2.42	103.9	4.09		
L24NM24	1 1/2	1 1/2-11.5	50.8	2.00	55.9	2.20	111.1	4.37		
L32NM32	2	2-11.5	63.5	2.50	62.0	2.44	119.9	4.72		

L Series

FO - Female O-Ring Face Seal Swivel Straight



Part Number	Products Description									
	Hose In-Dia	Thread UNF	Nut Hex		Tail-Growth		Nipple Hex		Overall Length	
			MM	Inch	MM	Inch	MM	Inch	MM	Inch
L06FO11	3/8	11/16-16	22.0	0.87	33.0	1.30	17.5	0.69	56.8	
L06FO13	3/8	13/16-16	23.8	0.94	39.3	1.55	20.6	0.81	63.1	
L08FO11	1/2	11/16-16	22.0	0.87	33.0	1.30	20.6	0.81	63.4	
L08FO13	1/2	13/16-16	23.8	0.94	40.1	1.58	22.0	0.87	70.5	
L08FO16	1/2	1-14	30.0	1.18	43.1	1.70	23.8	0.94	73.5	
L08FO19	1/2	1 3/16-12	36.0	1.42	48.4	1.91	28.6	1.12	78.8	
L12FO16	3/4	1-14	30.0	1.18	45.0	1.77	27.0	1.06	81.4	

Continued on following page..

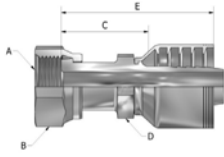


SAE100R12 Four Wire Spiral

Straight

L Series

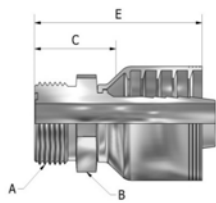
FO - Female O-Ring Face Seal Swivel Straight *Continued...*



Part Number	Products Description									
	Hose In-Dia	Thread UNF	Nut Hex		Tail-Growth		Nipple Hex		Overall Length	
		A	B	MM	Inch	MM	Inch	MM	Inch	MM
L12FO19	3/4	1 3/16-12	36.0	1.42	47.6	1.87	28.6	1.12	84.0	
L12FO23	3/4	1 7/16-12	41.0	1.61	49.2	1.94	35.0	1.38	85.6	
L16FO19	1	1 3/16-12	36.0	1.42	50.3	1.98	35.0	1.38	94.1	
L16FO23	1	1 7/16-12	41.0	1.61	49.9	1.96	35.0	1.38	93.8	
L16FO27	1	1 11/16-12	50.0	1.97	54.0	2.13	41.0	1.61	103.1	
L20FO27	1 1/4	1 11/16-12	50.0	1.97	53.6	2.11	46.0	1.81	96.1	
L24FO32	1 1/2	2-12	60.0	2.36	65.3	2.57	50.8	2.00	120.5	

L Series

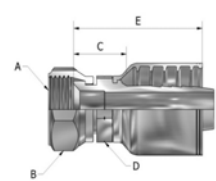
MO - Male O-Ring Face Seal



Part Number	Products Description								
	Hose In-Dia	Thread UNF	Nipple Hex		Tail-Growth		Overall Length		
		A	B	MM	Inch	MM	Inch	MM	Inch
LO6MO11	3/8	11/16-16	19.0	0.75	26.8	1.06	50.6	1.99	
LO6MO13	3/8	13/16-16	22.0	0.87	32.1	1.26	55.9	2.20	
LO8MO13	1/2	13/16-16	22.0	0.87	32.1	1.26	62.5	2.46	
LO8MO16	1/2	1-14	27.0	1.06	37.1	1.46	67.5	2.66	
L12MO19	3/4	1 3/16-12	32.0	1.26	33.5	1.32	69.9	2.75	

L Series

SF - SAE Female Straight



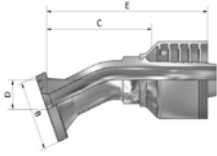
Part Number	Products Description									
	Hose In-Dia	Thread UNF	Nut Hex		Tail-Growth		Nipple Hex		Overall Length	
		A	B	MM	Inch	MM	Inch	MM	Inch	MM
L12SF17	3/4	1 1/16-14	32.0	1.260	27.3	1.075	25.4	1.00	62.7	2.469

SAE100R12 Four Wire Spiral

22.5 Degree

L Series

F61 - SAE Code 61 Flange 22.5° Elbow

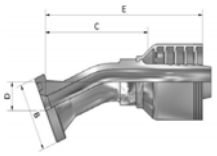


Part Number	Products Description									
	Hose In-Dia	Flange Size	Flange Dia		Tail-Growth		Drop		Overall Length	
		A	B	MM	Inch	MM	Inch	MM	Inch	MM
L12F611222.5	3/4	3/4	38.1	1.50	67.0	2.64	15.8	0.62	103.3	4.07
L12F611622.5	3/4	1	44.5	1.75	71.2	2.80	16.9	0.67	107.5	4.23
L16F611622.5	1	1	44.5	1.75	82.3	3.24	19.7	0.78	126.2	4.97
L16F612022.5	1	1 1/4	50.8	2.00	82.8	3.26	19.6	0.77	125.9	4.96
L20F612022.5	1 1/4	1 1/4	50.8	2.00	99.6	3.92	19.7	0.78	142.1	5.59
L20F612422.5	1 1/4	1 1/2	60.3	2.37	108.2	4.26	23.2	0.91	150.7	5.93
L20F613222.5	1 1/4	2	71.4	2.81	111.5	4.39	26.7	1.05	165.3	6.5
L24F612422.5	1 1/2	1 1/2	60.3	2.37	113.4	4.46	21.7	0.85	168.6	6.64
L24F613222.5	1	2	71.4	2.81	135.4	5.33	30.8	1.21	190.5	7.50
L32F613222.5	2	2	71.4	2.81	148.6	5.85	30.2	1.19	206.5	8.13

30 Degree

L Series

F61 - SAE Code 61 Flange 30° Elbow



Part Number	Products Description									
	Hose In-Dia	Flange Size	Flange Dia		Tail-Growth		Drop		Overall Length	
		A	B	MM	Inch	MM	Inch	MM	Inch	MM
L12F611230	3/4	3/4	38.1	1.50	65.3	2.57	19.9	0.78	101.6	4.00
L12F611630	3/4	1	44.5	1.75	67.7	2.67	21.3	0.84	104.0	4.09
L16F611630	1	1	44.5	1.75	81.7	3.22	24.8	0.98	125.6	4.94
L16F612030	1	1 1/4	50.8	2.00	80.0	3.15	24.6	0.97	123.8	4.87
L20F612030	1 1/4	1 1/4	50.8	2.00	97.7	3.85	24.5	0.96	140.2	5.52
L20F612430	1 1/4	1 1/2	60.3	2.37	105.6	4.16	29.1	1.15	148.1	5.83
L24F612430	1 1/2	1 1/2	60.3	2.37	111.4	4.39	26.9	1.06	166.6	6.56
L24F613230	1 1/2	2	71.4	2.81	131.9	5.19	38.8	1.53	187.1	7.37
L32F613230	2	2	71.4	2.81	145.9	5.74	37.3	1.47	203.7	8.02

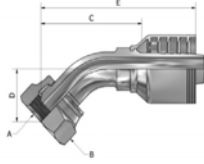


SAE100R12 Four Wire Spiral

45 Degree

L Series

BF - BSP Female Parallel Pipe Swivel 45° Elbow 60° Cone

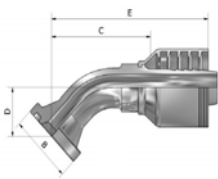


SS = Stainless Steel

Part Number	Products Description									
	Hose In-Dia	Thread PF	Nut Hex		Tail-Growth		Drop		Overall Length	
		A	B	MM	Inch	MM	Inch	MM	Inch	MM
L06BF0645	3/8	3/8-19	22.0	0.87	45.7	1.80	22.2	0.87	69.5	2.74
L06BF0845	3/8	1/2-14	27.0	1.06	59.3	2.33	28.8	1.13	83.1	3.27
L08BF0845	1/2	1/2-14	27.0	1.06	54.1	2.13	28.0	1.10	84.4	3.32
L12BF1245	3/4	3/4-14	36.0	1.42	67.0	2.64	32.3	1.27	103.3	4.07
L16BF1645	1	1-11	41.0	1.61	84.8	3.34	40.4	1.59	128.6	5.06
L16BF1645SS	1	1-11	41.0	1.61	84.8	3.34	40.4	1.59	128.6	5.06
L20BF2045	1 1/4	1 1/4-11	50.0	1.97	116.3	4.58	55.5	2.19	158.8	6.25
L24BF2445	1 1/2	1 1/2-11	55.0	2.17	131.4	5.17	60.1	2.37	186.6	7.35
L32BF3245	2	2-11	70.0	2.76	161.8	6.37	68.8	2.71	219.6	8.65

L Series

F61 - SAE Code 61 Flange 45° Elbow



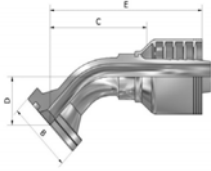
Part Number	Products Description									
	Hose In-Dia	Flange Size	Flange Dia		Tail-Growth		Drop		Overall Length	
		A	B	MM	Inch	MM	Inch	MM	Inch	MM
L08F610845	1/2	1/2	30.2	1.19	51.9	2.04	21.5	0.85	82.3	3.24
L08F611245	1/2	3/4	38.1	1.50	52.6	2.07	22.0	0.87	82.9	3.26
L10F611045	5/8	5/8	34.1	1.34	69.0	2.72	37.1	1.46	100.5	3.96
L12F611245	3/4	3/4	38.1	1.50	61.4	2.42	26.0	1.02	97.8	3.85
L12F611645	3/4	1	44.5	1.75	63.2	2.49	28.0	1.10	99.6	3.92
L16F611645	1	1	44.5	1.75	78.1	3.07	32.0	1.26	122.0	4.80
L16F612045	1	1 1/4	50.8	2.00	74.8	2.94	32.0	1.26	118.7	4.67
L20F611645	1 1/4	1	44.5	1.75	74.8	2.94	32.0	1.26	122.3	4.81
L20F612045	1 1/4	1 1/4	50.8	2.00	99.8	3.93	38.0	1.50	142.3	5.60
L20F612445	1 1/4	1 1/2	60.3	2.37	99.8	3.93	38.0	1.50	142.3	5.60
L24F612445	1 1/2	1 1/2	60.3	2.37	113.8	4.48	41.0	1.61	169.0	6.65
L24F613245	1 1/2	2	71.4	2.81	122.8	4.83	50.0	1.97	178.0	7.01
L32F613245	2	2	71.4	2.81	142.6	5.61	49.7	1.96	200.5	7.89
L32F614045	2	2 1/2	84.1	3.31	148.2	5.83	55.3	2.18	206.0	8.11

SAE100R12 Four Wire Spiral

45 Degree

L Series

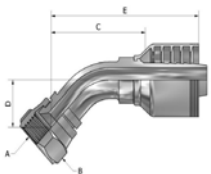
F62 - SAE Code 62 Flange 45° Elbow



Part Number	Products Description									
	Hose In-Dia	Flange Size	Flange Dia		Tail-Growth		Drop		Overall Length	
		A	B	MM	Inch	MM	Inch	MM	Inch	MM
L08F620845	1/2	1/2	318	1.25	51.9	2.04	21.5	0.85	82.2	3.24
L12F621245	3/4	3/4	413	1.63	62.4	2.46	27.0	1.06	98.8	3.89
L12F621645	3/4	1	476	1.87	60.2	2.37	28.0	1.10	99.6	3.92
L16F621645	1	1	476	1.87	76.3	3.00	32.0	1.26	120.2	4.73
L16F622045	1	1 1/4	540	2.13	78.9	3.11	32.0	1.26	122.8	4.83
L20F622045	1 1/4	1 1/4	540	2.13	93.5	3.68	38.0	1.5	147.3	5.8
L24F622445	1 1/2	1 1/2	635	2.50	115.3	4.54	44.0	1.73	170.5	6.7

L Series

JF - JIC Female 37° Swivel 45° Elbow



Part Number	Products Description									
	Hose In-Dia	Thread UNF	Nut Hex		Tail-Growth		Drop		Overall Length	
		A	B	MM	Inch	MM	Inch	MM	Inch	MM
L06JF0945	3/8	9/16-18	175	0.69	34.5	1.36	11.0	0.43	58.3	2.30
L06JF1245	3/8	3/4-16	222	0.87	37.5	1.48	14.0	0.55	61.3	2.41
L06JF1445	3/8	7/8-14	25.4	1.00	41.5	1.63	15.0	0.59	65.3	2.57
L08JF1245	1/2	3/4-16	222	0.87	41.4	1.63	15.0	0.59	71.8	2.83
L08JF1445	1/2	7/8-14	25.4	1.00	41.4	1.63	15.0	0.59	71.8	2.83
L08JF1745	1/2	1 1/16-12	31.8	1.25	48.1	1.89	20.0	0.79	78.4	3.09
L10JF1745	5/8	1 1/16-12	31.8	1.25	57.0	2.24	21.0	0.83	88.5	3.48
L12JF1745	3/4	1 1/16-12	31.8	1.25	63.0	2.48	27.0	1.06	99.4	3.91
L12JF2145	3/4	1 5/16-12	38.1	1.50	58.7	2.31	24.0	0.94	95.1	3.74
L16JF2145	1	1 5/16-12	38.1	1.50	77.3	3.04	33.0	1.30	121.2	4.77
L20JF2645	1 1/4	1 5/8-12	50.0	1.97	103.8	4.09	45.0	1.77	146.3	5.76
L24JF3045	1 1/2	1 7/8-12	55.0	2.17	126.0	4.96	52.0	2.05	181.2	7.13
L32JF4045	2	2 1/2-12	73.0	2.87	148.6	5.85	55.7	2.19	206.5	8.13

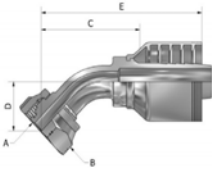
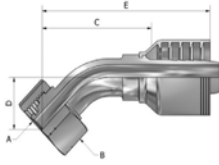


SAE100R12 Four Wire Spiral

45 Degree

L Series

MF - O-Ring Metric Female 45° Elbow 24° Cone

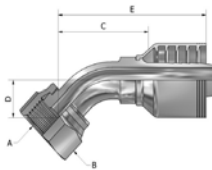


(L) = Light Series Metric
(S) = Heavy Series Metric

Part Number	Products Description										
	Hose In-Dia	DIN	Thread METRIC	Nut Hex		Tail-Growth		Drop		Overall Length	
			A	B	C	D	E	F			
L06MFO1016A45	3/8	(L)	M16*1.5P	19.0	0.75	42.5	1.67	19.0	0.75	66.3	2.61
L06MFO1018A45	3/8	(S)	M18*1.5P	22.0	0.87	45.5	1.79	22.0	0.87	69.3	2.73
L06MFO1218A45	3/8	(L)	M18*1.5P	22.0	0.87	42.5	1.67	19.0	0.75	66.3	2.61
L06MFO1220A45	3/8	(S)	M20*1.5P	24.0	0.94	46.5	1.83	20.0	0.79	70.3	2.77
L06MFO1422A45	3/8	(S)	M22*1.5P	27.0	1.06	43.5	1.71	20.0	0.79	67.3	2.65
L06MFO1522A45	3/8	(L)	M22*1.5P	27.0	1.06	43.5	1.71	20.0	0.79	67.3	2.65
L08MFO1522A45	1/2	(L)	M22*1.5P	27.0	1.06	56.0	2.20	22.0	0.87	86.3	3.40
L08MFO1624A45	1/2	(S)	M24*1.5P	30.0	1.18	55.8	2.20	23.5	0.93	86.2	3.39
L10MFO1826A45	5/8	(L)	M26*1.5P	32.0	1.26	57.7	2.27	24.2	0.95	89.2	3.51
L10MFO2030B45	5/8	(S)	M30*2.0P	36.0	1.42	58.5	2.3	28	1.1	90.0	3.54
L12MFO2030B45	3/4	(S)	M30*2.0P	36.0	1.42	66.7	2.63	29.0	1.14	103.1	4.06
L12MFO2230B45	3/4	(L)	M30*2.0P	36.0	1.42	60.2	2.37	25.5	1.00	96.6	3.80
L12MFO2536B45	3/4	(S)	M36*2.0P	46.0	1.81	66.7	2.63	34.0	1.34	103.1	4.06
L16MFO2836B45	1	(L)	M36*2.0P	46.0	1.81	79.2	3.12	36.9	1.45	123.1	4.85
L16MFO3042B45	1	(S)	M42*2.0P	50.0	1.97	79.6	3.13	37.0	1.46	128.4	5.05
L20MFO3545B45	1 1/4	(L)	M45*2.0P	50.0	1.97	109.8	4.32	48.0	1.89	152.3	6.00
L24MFO4252B45	1 1/2	(L)	M52*2.0P	60.0	2.36	121.1	4.77	48.4	1.91	176.3	6.94

L Series

FO - Female O-Ring Face Seal Swivel 45° Elbow



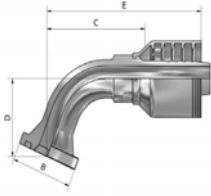
Part Number	Products Description										
	Hose In-Dia	Thread UNF	Nut Hex		Tail-Growth		Drop		Overall Length		
		A	B	C	D	E	F				
L06FO1145	3/8	11/16-16	22.0	0.87	34.5	1.36	11.0	0.43	58.3	2.30	
L06FO1345	3/8	13/16-16	23.8	0.94	40.4	1.59	15.0	0.59	64.2	2.53	
L08FO1345	1/2	13/16-16	23.8	0.94	41.3	1.63	15.0	0.59	71.7	2.82	
L08FO1645	1/2	1-14	30.0	1.18	43.9	1.73	16.0	0.63	74.3	2.93	
L12FO1945	3/4	1 3/16-12	36.0	1.42	55.8	2.20	21.1	0.83	92.2	3.63	
L16FO2345	1	1 7/16-12	41.0	1.61	69.0	2.72	24.0	0.94	112.9	4.44	
L20FO2745	1 1/4	1 11/16-12	50.0	1.97	102.7	4.04	41.0	1.61	145.2	5.72	
L24FO3245	1 1/2	2-12	60.0	2.36	119.3	4.70	48.0	1.89	174.5	6.87	

SAE100R12 Four Wire Spiral

60 Degree

L Series

F61 - SAE Code 61 Flange 60° Elbow

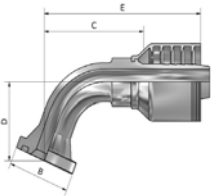


Part Number	Products Description									
	Hose In-Dia	Flange Size	Flange Dia		Tail-Growth		Drop		Overall Length	
		A	B	MM	Inch	MM	Inch	MM	Inch	MM
L12F611260	3/4	3/4	38.1	1.50	64.4	2.54	39.2	1.54	100.7	3.96
L12F611660	3/4	1	44.5	1.75	64.4	2.54	42.1	1.66	100.8	3.97
L16F611660	1	1	44.5	1.75	72.8	2.87	38.0	1.50	116.6	4.59
L16F612060	1	1 1/4	50.8	2.00	82.9	3.26	58.6	2.31	126.7	4.99
L20F612060	1 1/4	1 1/4	50.8	2.00	96.4	3.80	47.2	1.86	138.9	5.47
L20F612460	1 1/4	1 1/2	60.3	2.37	96.4	3.80	47.2	1.86	138.9	5.47
L24F612460	1 1/2	1 1/2	60.3	2.37	114.6	4.51	56.4	2.22	169.8	6.69
L24F613260	1 1/2	2	71.4	2.81	122.7	4.83	71.0	2.80	177.9	7.00
L32F613260	2	2	71.4	2.81	150.5	5.93	77.1	3.04	208.3	8.20

67.5 Degree

L Series

F61 - SAE Code 61 Flange 67.5° Elbow



Part Number	Products Description									
	Hose In-Dia	Flange Size	Flange Dia		Tail-Growth		Drop		Overall Length	
		A	B	MM	Inch	MM	Inch	MM	Inch	MM
L12F6112675	3/4	3/4	38.1	1.50	62.0	2.44	42.4	1.67	98.4	3.87
L12F6116675	3/4	1	44.5	1.75	61.1	2.41	44.1	1.74	97.4	3.83
L16F6116675	1	1	44.5	1.75	79.7	3.14	61.4	2.42	123.6	4.87
L16F6120675	1	1 1/4	50.8	2.00	77.9	3.07	61.4	2.42	121.8	4.80
L20F6120675	1 1/4	1 1/4	50.8	2.00	93.6	3.69	49.0	1.93	136.1	5.36
L20F6124675	1 1/4	1 1/2	60.3	2.37	93.6	3.69	49.0	1.93	136.1	5.36
L24F6124675	1 1/2	1 1/2	60.3	2.37	111.2	4.38	59.0	2.32	166.4	6.55
L24F6132675	1 1/2	2	71.4	2.81	117.5	4.63	74.1	2.92	172.7	6.80
L32F6132675	2	2	71.4	2.81	146.3	5.76	79.9	3.15	204.2	8.04

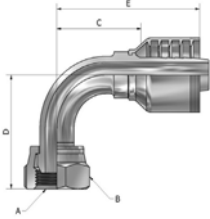


SAE100R12 Four Wire Spiral

90 Degree

L Series

BF - BSP Female Parallel Pipe Swivel 90° Elbow 60° Cone

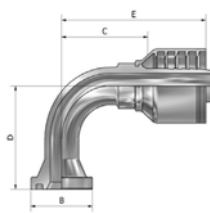


B = Block
L = Long Drop
SS = Stainless Steel

Part Number	Products Description									
	Hose In-Dia	Thread PF	Nut Hex		Tail-Growth		Drop		Overall Length	
		A	B	MM	Inch	MM	Inch	MM	Inch	MM
L06BF0690-33MM	3/8	3/8-19	22.0	0.87	31.1	1.22	40.4	1.59	54.9	2.16
L06BF0890-40.9MM	3/8	1/2-14	27.0	1.06	39.3	1.55	50.6	1.99	63.1	2.48
L08BF0890-40.9MM	1/2	1/2-14	27.0	1.06	38.1	1.50	50.6	1.99	68.5	2.70
L08BF0890B-32.3MM	1/2	1/2-14	27.0	1.06	32.8	1.29	42.0	1.65	63.2	2.49
L08BF0890L-80MM	1/2	1/2-14	27.0	1.06	35.2	1.39	89.7	3.53	65.6	2.58
L08BF0890SS-40.9MM	1/2	1/2-14	27.0	1.06	38.1	1.50	50.6	1.99	68.5	2.70
L10BF1090-42.6MM	5/8	5/8-14	28.6	1.12	41.6	1.64	51.8	2.04	73.1	2.88
L12BF1290-55MM	3/4	3/4-14	36.0	1.42	51.3	2.02	64.0	2.52	87.6	3.45
L12BF1290B-36MM	3/4	3/4-14	36.0	1.42	36.9	1.45	45.0	1.77	73.2	2.88
L12BF1290SS-55MM	3/4	3/4-14	36.0	1.42	51.3	2.02	64.0	2.52	87.6	3.45
L16BF1690-73.5MM	1	1-11	41.0	1.61	77.6	3.06	84.0	3.31	121.5	4.78
L16BF1690SS-73.5MM	1	1-11	41.0	1.61	77.6	3.06	84.0	3.31	121.5	4.78
L20BF2090-88.5MM	1 1/4	1 1/4-11	50.0	1.97	87.2	3.43	101.9	4.01	129.7	5.11
L24BF2490-110MM	1 1/2	1 1/2-11	55.0	2.17	103.5	4.07	120.0	4.72	158.7	6.25
L32BF3290-138MM	2	2-11	70.0	2.76	144.2	5.68	152.9	6.02	202.1	7.96

L Series

F61 - SAE Code 61 Flange 90° Elbow



L = Long Drop

Part Number	Products Description									
	Hose In-Dia	Flange Size	Flange Dia		Tail-Growth		Drop		Overall Length	
		A	B	MM	Inch	MM	Inch	MM	Inch	MM
L08F610890-43MM	1/2	1/2	30.2	1.19	48.1	1.89	43.0	1.69	78.5	3.09
L08F611290-50MM	1/2	3/4	38.1	1.50	45.2	1.78	50.0	1.97	75.6	2.98
L10F611090-53MM	5/8	5/8	34.1	1.34	46.6	1.83	53.0	2.09	78.1	3.07
L12F611290-58MM	3/4	3/4	38.1	1.50	52.8	2.08	58.0	2.28	89.1	3.51
L12F611290L-83MM	3/4	3/4	38.1	1.50	52.8	2.08	83.0	3.27	89.2	3.51
L12F611290L-110MM	3/4	3/4	38.1	1.5	64.8	2.55	110.0	4.33	104.1	4.10
L12F611690-56.9MM	3/4	1	44.5	1.75	52.8	2.08	58.0	2.28	89.2	3.51
L12F611690L-117MM	3/4	1	44.5	1.75	67.8	2.67	117.0	4.61	104.2	4.10
L12F612090-58MM	3/4	1 1/4	50.8	2.00	52.8	2.08	58.0	2.28	89.2	3.51
L16F611690-70MM	1	1	44.5	1.75	65.1	2.56	70.0	2.76	109.0	4.29

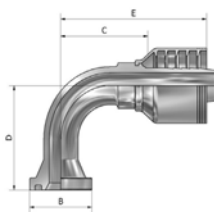
Continued on following page..

SAE100R12 Four Wire Spiral

90 Degree

L Series

F61 - SAE Code 61 Flange 90° Elbow *Continued...*

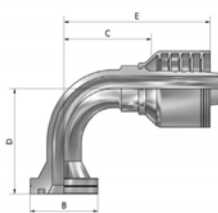


L = Long Drop

Part Number	Products Description									
	Hose In-Dia	Flange Size	Flange Dia		Tail-Growth		Drop		Overall Length	
			MM	Inch	MM	Inch	MM	Inch	MM	Inch
A	B	C	D	E						
L16F611690L-117MM	1	1	44.5	1.75	65.1	2.56	117.0	4.61	109.0	4.29
L16F611690L-150MM	1	1	44.5	1.75	65.1	2.56	150.0	5.91	109.0	4.29
L16F612090-70MM	1	1 1/4	50.8	2.00	65.1	2.56	70.0	2.76	109.0	4.29
L16F612090L-117MM	1	1 1/4	50.8	2.00	90.1	3.55	117.0	4.61	134.0	5.28
L16F612490-75MM	1	1 1/2	60.3	2.37	65.1	2.56	75.0	2.95	109.0	4.29
L20F611690-70MM	1 1/4	1	44.5	1.75	65	2.56	70.0	2.75	118.8	4.68
L20F612090-82MM	1 1/4	1 1/4	50.8	2.00	88.2	3.47	82.0	3.23	130.7	5.15
L20F612090L-140MM	1 1/4	1 1/4	50.8	2.00	108.2	4.26	140.0	5.51	150.7	5.93
L20F612490-90MM	1 1/4	1 1/2	60.3	2.37	88.2	3.47	90.0	3.54	130.7	5.15
L24F612490-104MM	1 1/2	1 1/2	60.3	2.37	105.0	4.13	104.0	4.09	160.2	6.31
L24F612490L-147MM	1 1/2	1 1/2	60.3	2.37	110.0	4.33	147.0	5.79	165.2	6.50
L24F613290-104MM	1 1/2	2	71.4	2.81	105.0	4.13	104.0	4.09	160.2	6.31
L32F612490L-160MM	2	1 1/2	60.3	2.37	105.8	4.13	160.0	6.29	163.7	6.44
L32F612490L-220MM	2	1 1/2	60.3	2.37	105.8	4.13	160.0	6.29	163.7	6.44
L32F613290-120MM	2	2	71.4	2.81	139.8	5.50	120.0	4.72	197.7	7.78
L32F613290L-197MM	2	2	71.4	2.81	139.8	5.5	197.0	7.75	197.7	7.78
L32F614090-125MM	2	2 1/2	84.1	3.31	139.8	5.50	125.0	4.92	197.7	7.78

L Series

F62 - SAE Code 62 Flange 90° Elbow



Part Number	Products Description									
	Hose In-Dia	Flange Size	Flange Dia		Tail-Growth		Drop		Overall Length	
			MM	Inch	MM	Inch	MM	Inch	MM	Inch
A	B	C	D	E						
L08F620890-45MM	1/2	1/2	31.8	1.25	45.0	1.77	45.0	1.77	75.4	2.97
L12F621290-58MM	3/4	3/4	41.3	1.63	52.8	2.08	58.0	2.28	89.2	3.51
L12F621690-58MM	3/4	1	47.6	1.87	53.0	2.09	58.0	2.28	89.4	3.52
L16F621690-70MM	1	1	47.6	1.87	69.0	2.72	70.0	2.76	112.9	4.44
L16F622090-70MM	1	1 1/4	54.0	2.13	66.8	2.63	70.0	2.76	110.7	4.36
L20F622090-82MM	1 1/4	1 1/4	54.0	2.13	86.9	3.42	82.0	3.23	129.4	5.1
L20F622490-82MM	1 1/4	1 1/2	63.5	2.5	81.9	3.22	82.0	3.23	129.4	5.1
L24F622490-104MM	1 1/2	1 1/2	63.5	2.50	103.5	4.07	104.0	4.09	158.7	6.2

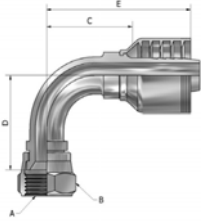


SAE100R12 Four Wire Spiral

90 Degree

L Series

JF - JIC Female 37° Swivel 90° Elbow



B = Block
L = Long Drop
SS = Stainless Steel

Part Number	Products Description									
	Hose In-Dia	Thread UNF	Nut Hex		Tail-Growth		Drop		Overall Length	
		A	B	MM	Inch	MM	Inch	MM	Inch	MM
L06JF0990-23MM	3/8	9/16-18	175	0.69	31.1	1.22	23.0	0.91	54.9	2.16
L06JF0990L-55MM	3/8	9/16-18	175	0.69	31.1	1.22	55.0	2.17	54.9	2.16
L06JF1290-28MM	3/8	3/4-16	22.2	0.87	31.1	1.22	28.0	1.10	54.9	2.16
L06JF1290L-62MM	3/8	3/4-16	22.2	0.87	41.1	1.62	62.0	2.44	64.9	2.56
L06JF1490-27.4MM	3/8	7/8-14	25.4	1.00	34.1	1.34	27.4	1.08	57.9	2.28
L08JF1290-31MM	1/2	3/4-16	22.2	0.87	35.2	1.39	31.0	1.22	65.6	2.58
L08JF1290L-62MM	1/2	3/4-16	22.2	0.87	45.2	1.78	62.0	2.44	75.6	2.98
L08JF1290SS-31MM	1/2	3/4-16	22.2	0.87	35.2	1.39	31.0	1.22	65.6	2.58
L08JF1490-31MM	1/2	7/8-14	25.4	1.00	35.2	1.39	31.0	1.22	65.6	2.58
L08JF1490L-66MM	1/2	7/8-14	25.4	1.00	45.2	1.78	66.0	2.60	75.6	2.98
L08JF1790-46MM	1/2	1 1/16-12	31.8	1.25	39.2	1.54	46.0	1.81	69.6	2.74
L10JF1490-34MM	5/8	7/8-14	25.4	1.00	40.6	1.60	34.0	1.34	72.1	2.84
L10JF1490L-66MM	5/8	7/8-14	25.4	1.00	50.6	1.99	66.0	2.60	82.1	3.23
L10JF1790-48MM	5/8	1 1/16-12	31.8	1.25	50.6	1.99	48.0	1.89	82.1	3.23
L12JF1790-53MM	3/4	1 1/16-12	31.8	1.25	52.3	2.06	53.0	2.09	88.7	3.49
L12JF1790B-33.9MM	3/4	1 1/16-12	31.8	1.25	36.9	1.45	30.0	1.18	73.2	2.88
L12JF1790L-95MM	3/4	1 1/16-12	31.8	1.25	83.0	3.27	95.0	3.74	119.4	4.70
L12JF1790SS-53MM	3/4	1 1/16-12	31.8	1.25	52.3	2.06	53.0	2.09	88.7	3.49
L12JF2190-56MM	3/4	1 5/16-12	38.1	1.50	52.3	2.06	56.0	2.20	88.7	3.49
L16JF2190-70MM	1	1 5/16-12	38.1	1.50	66.6	2.62	70.0	2.76	110.5	4.35
L16JF2190L-110MM	1	1 5/16-12	38.1	1.50	91.6	3.61	110.0	4.33	135.5	5.33
L16JF2190SS-70MM	1	1 5/16-12	38.1	1.50	66.6	2.62	70.0	2.76	110.5	4.35
L20JF2690-85MM	1 1/4	1 5/8-12	50.0	1.97	85.2	3.35	85.0	3.35	134.0	5.28
L20JF2690L-134MM	1 1/4	1 5/8-12	50.0	1.97	105.2	4.14	134.0	5.28	147.7	5.81
L24JF3090-110MM	1 1/2	1 7/8-12	55.0	2.17	105.5	4.15	110.0	4.33	160.7	6.33
L32JF4090-136MM	2	2 1/2-12	73.0	2.87	139.8	5.50	136.0	5.35	197.7	7.78

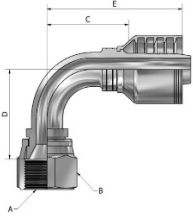
HOSE TAILS
L Series

SAE100R12 Four Wire Spiral

90 Degree

L Series

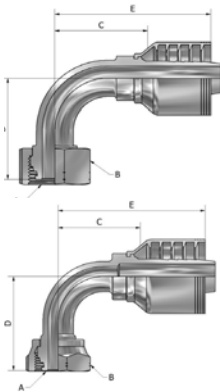
KF - Komatsu Female Swivel 90° Elbow 30° Flare JIS Metric



Part Number	Products Description									
	Hose In-Dia	Thread METRIC	Nut Hex		Tail-Growth		Drop		Overall Length	
		A	B	MM	Inch	MM	Inch	MM	Inch	MM
L08KF2290-31MM	1/2	M22*1.5P	27.0	1.06	42.3	1.67	31.0	1.22	72.7	2.86
L12KF3090-55MM	3/4	M30*1.5P	36.0	1.42	54.3	2.14	55.0	2.17	90.7	3.57

L Series

MF - O-Ring Metric Female 90° Elbow 24° Cone



(L) = Light Series Metric
(S) = Heavy Series Metric

Part Number	Products Description										
	Hose In-Dia	DIN	Thread METRIC	Nut Hex		Tail-Growth		Drop		Overall Length	
			A	B	MM	Inch	MM	Inch	MM	Inch	MM
L06MF00816A90-34MM	3/4	(L)	M16*1.5P	19.0	0.75	31.1	1.22	34.0	1.34	54.9	2.16
L06MF01016A90-34MM	3/8	(L)	M16*1.5P	19.0	0.75	31.1	1.22	34.0	1.34	54.9	2.16
L06MF01018A90-36MM	3/8	(S)	M18*1.5P	22.0	0.87	31.1	1.22	36.0	1.42	54.9	2.16
L06MF01218A90-36MM	3/8	(L)	M18*1.5P	22.0	0.87	31.1	1.22	36.0	1.42	54.9	2.16
L06MF01220A90-37MM	3/8	(S)	M20*1.5P	24.0	0.94	35.1	1.38	37.0	1.46	58.9	2.32
L06MF01422A90-37MM-	3/8	(S)	M22*1.5P	27.0	1.06	38.1	1.50	37.0	1.46	61.9	2.44
L06MF01522A90-37MM	3/8	(L)	M22*1.5P	27.0	1.06	38.1	1.50	37.0	1.46	61.9	2.44
L08MF01422A90-41.7MM	1/2	(S)	M22*1.5P	27.0	1.06	38.1	1.50	41.7	1.64	75.0	2.95
L08MF01522A90-41.7MM	1/2	(L)	M22*1.5P	27.0	1.06	45.1	1.78	41.7	1.64	75.5	2.97
L08MF01624A90-45MM	1/2	(S)	M24*1.5P	30.0	1.18	46.0	1.81	45.0	1.77	74.5	2.93
L08MF01826A90-46MM	1/2	(L)	M26*1.5P	32.0	1.26	39.0	1.54	46.0	1.81	69.4	2.73
L10MF01826A90-46MM	5/8	(L)	M26*1.5P	32.0	1.26	50.6	1.99	46.0	1.81	82.1	3.23
L10MF02536B90-59MM	5/8	(S)	M36*2.0P	46.0	1.81	56.6	2.23	59.0	2.32	88.1	3.47
L12MF01826A90-52.8MM	3/4	(L)	M26*1.5P	32.0	1.26	45.3	1.78	52.8	2.08	81.7	3.22
L12MF02030B90-56.5MM	3/4	(S)	M30*2.0P	36.0	1.42	52.3	2.06	56.5	2.22	88.7	3.49
L12MF02230B90-58MM	3/4	(L)	M30*2.0P	36.0	1.42	52.3	2.06	58.0	2.28	88.7	3.49
L12MF02536B90-60MM	3/4	(S)	M36*2.0P	46.0	1.81	50.3	1.98	60.0	2.37	86.7	3.41
L16MF02836B90-69.5MM	1	(L)	M36*2.0P	46.0	1.81	64.6	2.54	69.5	2.74	108.5	4.27
L16MF03042B90-80MM	1	(S)	M42*2.0P	50.0	1.97	64.6	2.54	80.0	3.14	108.5	4.27
L20MF03545B90-82.9MM	1 1/4	(L)	M45*2.0P	50.0	1.97	88.2	3.47	82.9	3.26	130.7	5.15
L24MF04252B90-101MM	1 1/2	(L)	M52*2.0P	60.0	2.36	105.0	4.13	101.0	3.98	160.2	6.31

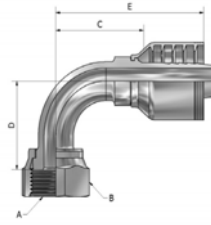


SAE100R12 Four Wire Spiral

90 Degree

L Series

FO - Female O-Ring Face Seal Swivel 90° Elbow



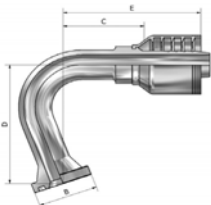
L = Long Drop

Part Number	Products Description									
	Hose In-Dia	Thread UNF	Nut Hex		Tail-Growth		Drop		Overall Length	
			MM	Inch	MM	Inch	MM	Inch	MM	Inch
	A	B		C		D		E		
L06FO1190-23MM	3/8	11/16-16	22.0	0.87	31.1	1.22	23.0	0.91	54.9	2.16
L06FO1190L-54MM	3/8	11/16-16	22.0	0.87	31.1	1.22	54.0	2.13	54.9	2.16
L06FO1390-29MM	3/8	13/16-16	23.8	0.94	33.0	1.30	29.0	1.14	56.8	2.24
L06FO1390L-63.8MM	3/8	13/16-16	23.8	0.94	33.0	1.30	63.8	2.51	56.8	2.24
L08FO1390-29MM	1/2	13/16-16	23.8	0.94	35.1	1.38	29.0	1.14	65.5	2.58
L08FO1390L-63.8MM	1/2	13/16-16	23.8	0.94	35.1	1.38	63.8	2.51	65.5	2.58
L08FO1690-32MM	1/2	1-14	30.0	1.18	38.2	1.50	32.0	1.26	68.6	2.70
L08FO1990-43MM	1/2	1 3/16-12	36.0	1.42	35.1	1.38	43.0	1.69	65.5	2.58
L10FO1690-32MM	5/8	1-14	30.0	1.18	40.6	1.60	32.0	1.26	72.1	2.84
L10FO1690L-70MM	5/8	1-14	30.0	1.18	40.6	1.60	70.0	2.76	72.1	2.84
L12FO1990-48MM	3/4	1 3/16-12	36.0	1.42	52.3	2.06	48.0	1.89	88.7	3.49
L12FO1990L-96MM	3/4	1 3/16-12	36.0	1.42	52.3	2.06	96.0	3.78	88.7	3.49
L12FO2390-56MM	3/4	1 7/16-12	41.0	1.61	52.3	2.06	56.0	2.20	88.7	3.49
L16FO2390-56MM	1	1 7/16-12	41.0	1.61	67.3	2.65	56.0	2.20	111.2	4.38
L16FO2390L-114MM	1	1 7/16-12	41.0	1.61	67.3	2.65	114.0	4.49	111.2	4.38
L16FO2790-75MM	1	1 11/16-12	50.0	1.97	62.6	2.46	75.0	2.95	106.5	4.19
L20FO2790-82MM	1-1/4	1 11/16-12	50.0	1.97	87.3	3.44	82.0	3.23	136.1	5.36
L20FO2790L-129MM	1-1/4	1 11/16-12	50.0	1.97	87.3	3.44	129.0	5.08	136.1	5.36
L24FO3290-101MM	1-1/2	2-12	60.0	2.36	105.0	4.13	101.0	3.98	160.2	6.31
L24FO3290L-141MM	1-1/2	2-12	60.0	2.36	100.2	3.94	141.0	5.55	160.2	6.31

110 Degree

L Series

F61 - SAE Code 61 Flange 110° Elbow



Part Number	Products Description									
	Hose In-Dia	Flange Size	Flange Dia		Tail-Growth		Drop		Overall Length	
			MM	Inch	MM	Inch	MM	Inch	MM	Inch
	A	B		C		D		E		
L12F6112110	3/4	3/4	38.1	1.50	51.1	2.01	84.0	3.31	87.4	3.44
L12F6116110	3/4	1	44.5	1.75	52.8	2.08	84	3.31	22.1	3.03
L16F6116110	1	1	44.5	1.75	57.2	2.25	94.0	3.70	101.0	3.98

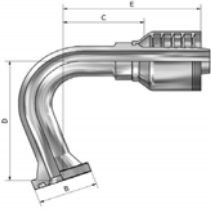
Continued on following page..

SAE100R12 Four Wire Spiral

110 Degree

L Series

F61 - SAE Code 61 Flange 110° Elbow *Continued...*



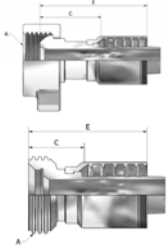
Part Number	Products Description									
	Hose In-Dia	Flange Size	Flange Dia		Tail-Growth		Drop		Overall Length	
		A	B	MM	Inch	MM	Inch	MM	Inch	MM
L16F6120110	1	1 1/4	50.8	2.00	61.2	2.41	94.0	3.70	105.0	4.13
L20F6120110	1 1/4	1 1/4	50.8	2.00	69.6	2.74	104.0	4.09	112.1	4.41
L20F6124110	1 1/4	1 1/2	60.3	2.37	69.6	2.74	104.0	4.09	112.1	4.41
L24F6124110	1 1/2	1 1/2	60.3	2.37	83.4	3.28	124.0	4.88	138.6	5.46
L24F6132110	1 1/2	2	71.4	2.81	83.4	3.28	124.0	4.88	138.6	5.46
L32F6124110	2	1 1/2	60.3	2.37	84.3	3.32	123.7	4.87	142.2	5.60
L32F6132110	2	2	71.4	2.81	118.0	4.65	154.0	6.06	175.9	6.93

SAE100R13, SAE100R15 Four & Six Wire Spiral

Straight

N Series

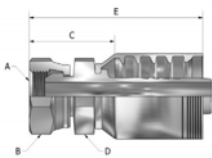
HU - 1502 Hammer Union Male and Female



Part Number	Products Description					
	Hose In-Dia	Tail-Growth		Overall Length		
		MM	Inch	MM	Inch	
	C		E			
N32FHU32	2	109.8	4.32	198.0	7.79	
N32MHU32	2	72.7	2.86	161.2	6.34	
NP32FHU32	2	109.8	4.32	198.0	7.79	
NP32MHU32	2	72.7	2.86	161.2	6.34	

N Series

BF - BSP Female Parallel Pipe Swivel Straight 60° Cone



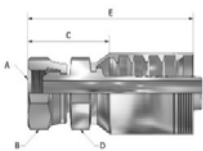
SS = Stainless Steel

NB: For 3/8 & 1/2 use L Series

Part Number	Products Description									
	Hose In-Dia	Thread PF	Nut Hex		Tail-Growth		Nipple Hex		Overall Length	
			MM	Inch	MM	Inch	MM	Inch	MM	Inch
	A	B		C		D		E		
N10BF08	5/8	1/2-14	27.0	1.06	33.0	1.30	27.0	1.60	64.7	2.55
N10BF10	5/8	5/8-14	28.57	1.12	26.72	1.05	27.0	1.06	58.2	2.29
N10BF12	5/8	3/4-14	36.0	1.42	43.2	1.70	32.0	1.26	74.5	2.93
N12BF12	3/4	3/4-14	36.0	1.42	50.0	1.97	36.0	1.42	102.2	4.02
N16BF16	1	1-11	41.0	1.61	57.9	2.28	41.0	1.61	111.9	4.41
N16BF16SS	1	1-11	41.0	1.61	57.9	2.28	41.0	1.61	111.9	4.41
N16BF20	1	1 1/4-11	50.0	1.97	63.7	2.51	50.0	1.97	117.7	4.63
N20BF20	1 1/4	1 1/4-11	50.0	1.97	71.6	2.82	50.0	1.97	136.5	5.37
N24BF24	1 1/2	1 1/2-11	55.0	2.17	84.4	3.32	60.0	2.36	157.2	6.19
NP32BF32	2	2-11	70.0	2.76	85.3	3.36	70.0	2.76	168.2	6.62

N Series

BF - RB BSP Female Rock Breaker



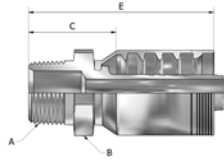
Part Number	Products Description									
	Hose In-Dia	Thread PF	Nut Hex		Tail-Growth		Nipple Hex		Overall Length	
			MM	Inch	MM	Inch	MM	Inch	MM	Inch
	A	B		C		D		E		
N12BF12RB	3/4	3/4-14	36.0	1.42			36.0	1.42	102.2	4.02
N16BF16RB	1	1-11	41.0	1.61	53.1	2.09	41.0	1.61	111.9	4.41
N20BF20RB	1 1/4	1 1/4-11	50.0	1.47			50.0	1.97	136.5	5.37

SAE100R13, SAE100R15 Four & Six Wire Spiral

Straight

N Series

BM - BSP Male Taper

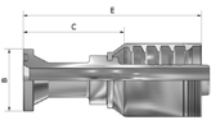


NB: For 3/8 & 1/2 use L Series

Part Number	Products Description									
	Hose In-Dia	Thread PT	Nipple Hex		Tail-Growth		Drop		Overall Length	
		A	B	MM	Inch	MM	Inch	MM	Inch	MM
N10BM12	5/8	3/4-14	36.0	1.42	41.4	1.63			69.1	2.72
N12BM12	3/4	3/4-14	36.0	1.42	40.1	1.58			95.6	3.76
N12BM16	3/4	1-11	41.0	1.61	43.5	1.71			98.7	3.88

N Series

F61 - SAE Code 61 Flange Straight



NB: For 3/8 & 1/2 use L Series

Part Number	Products Description								
	Hose In-Dia	Flange Size	Flange Dia		Tail-Growth		Overall Length		
		A	B	MM	Inch	MM	Inch	MM	Inch
N10F6110	5/8	5/8	34.0	6.73	62.9	2.48	90.6	3.57	
N12F6112	3/4	3/4	38.1	1.50	67.8	2.67	120.0	4.72	
N12F6116	3/4	1	44.5	1.75	54.3	2.14	106.5	4.19	
N16F6116	1	1	44.5	1.75	70.8	2.79	124.8	4.91	
N16F6120	1	1 1/4	50.8	2.00	43.5	1.71	97.5	3.84	
N20F6120	1 1/4	1 1/4	50.8	2.00	86.1	3.39	151.0	5.94	
N20F6124	1 1/4	1 1/2	60.3	2.37	71.8	2.83	136.7	5.38	
N24F6124	1 1/2	1 1/2	60.3	2.37	104.0	4.09	177.0	6.97	
N24F6132	1 1/2	2	71.2	2.80	71.9	2.83	144.9	5.70	
NP32F6132	2	2	71.2	2.80					

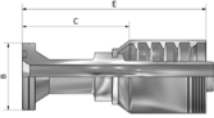


SAE100R13, SAE100R15 Four & Six Wire Spiral

Straight

N Series

F62 - SAE Code 62 Flange Straight



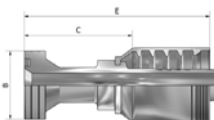
SS = Stainless Steel

NB: For 3/8 & 1/2 use L Series

Part Number	Products Description								
	Hose In-Dia	Flange Size	Flange Dia		Tail-Growth		Overall Length		
		A	B	MM	Inch	MM	Inch	MM	
N12F6212	3/4	3/4	413	1.63	71.9	2.83	124.4	4.90	
N12F6216	3/4	1	476	1.87	46.0	1.81	98.5	3.88	
N16F6212	1	3/4	413	1.63	89.5	3.52	143.5	5.65	
N16F6216	1	1	476	1.87	85.3	3.36	139.3	5.48	
N16F6220	1	1 1/4	540	2.13	54.3	2.14	108.7	4.28	
N20F6216	1 1/4	1	476	1.87	91.5	3.60	156.4	6.16	
N20F6220	1 1/4	1 1/4	540	2.13	92.8	3.65	158.1	6.22	
N20F6224	1 1/4	1 1/2	635	2.50	65.4	2.57	130.7	5.15	
N24F6220	1 1/2	1 1/4	540	2.13	93.0	3.66	172.0	6.77	
N24F6224	1 1/2	1 1/2	635	2.50	116.0	4.57	190.0	7.48	
N24F6232	1 1/2	2	794	3.13	86.4	3.40	159.4	6.28	
N24F6224SS	1 1/2	1 1/2	635	2.5	116.0	4.57	190.0	7.48	
NP32F6232	2	2	794	3.13	136.5	5.37	219.4	8.64	

N Series

FC62 - CAT Flange Straight



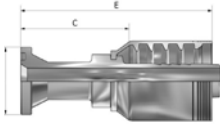
Part Number	Products Description								
	Hose In-Dia	Flange Size	Flange Dia		Tail-Growth		Overall Length		
		A	B	MM	Inch	MM	Inch	MM	
N12FC6212	3/4	3/4	413	1.63	71.9	2.83	124.4	4.90	
N12FC6216	3/4	1	476	1.87	50.6	1.99	103.2	4.06	
N16FC6216	1	1	476	1.87	87.5	3.44	141.5	5.57	
N16FC6220	1	1 1/4	540	2.13	55.4	2.18	109.8	4.32	
N20FC6220	1 1/4	1 1/4	540	2.13	93.4	3.68	158.7	6.25	
N20FC6224	1 1/4	1 1/2	635	2.50	68.3	2.69	133.6	5.26	
N24FC6224	1 1/2	1 1/2	635	2.50	118.6	4.67	191.6	7.54	
N24FC6232	1 1/2	2	794	3.13	86.4	3.40	159.4	6.28	

SAE100R13, SAE100R15 Four & Six Wire Spiral

Straight

N Series

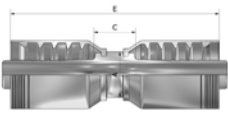
LeTourneau Flange Straight



Part Number	Products Description								
	Hose In-Dia	Flange Size	Flange Dia		Tail-Growth		Overall Length		
		A	MM	Inch	MM	Inch	MM	Inch	
N24LT24	1/2	1 1/2	60.3	2.37	78.4	3.08	177.0	6.97	
NP32LT32	2	2	71.42	2.81	92.5	3.64	190.3	7.49	

N Series

HJ - Hose Joiner

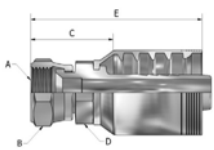


Part Number	Products Description					
	Hose In-Dia	Tail-Growth		Overall Length		
		MM	Inch	MM	Inch	
C			E			
N24HJ24	1 1/2	59.2	2.3	217.2	8.55	

NB: For 3/8 & 1/2 use L Series

N Series

JF - JIC Female 37° Swivel Straight



Part Number	Products Description									
	Hose In-Dia	Thread UNF	Nut Hex		Tail-Growth		Nipple Hex		Overall Length	
			MM	Inch	MM	Inch	MM	Inch	MM	Inch
A		B		C		D		E		
N10JF14	5/8	7/8-14	25.4	1.00	36.4	1.43	23.8	0.94	67.9	2.67
N10JF17	5/8	1 1/16-12	31.8	1.25	40.8	1.61	27.0	1.06	72.3	2.85
N12JF17	3/4	1 1/16-12	31.8	1.25	48.0	1.89	28.6	1.12	100.2	3.94
N12JF21	3/4	1 5/16-12	38.0	1.50	50.6	1.99	35.0	1.38	103.1	4.06
N16JF21	1	1 5/16-12	38.0	1.50	54.3	2.14	35.0	1.38	108.3	4.26
N20JF26	1 1/4	1 5/8-12	50.0	1.97	70.2	2.76	47.6	1.87	135.1	5.32
N20JF30	1 1/4	1 7/8-12	55.0	2.17	64.4	2.54	47.6	1.87	135.7	5.34
N24JF30	1 1/2	1 7/8-12	55.0	2.17	74.2	2.92	54.0	2.13	147.2	5.80
NP32JF40	2	2 1/2-12	73.0	2.87	91.7	3.61	63.5	2.50	174.6	6.87

NB: For 3/8 & 1/2 use L Series

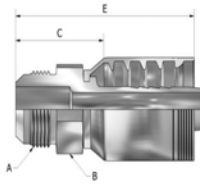


SAE100R13, SAE100R15 Four & Six Wire Spiral

Straight

N Series

JM - JIC Male 37° Swivel Straight

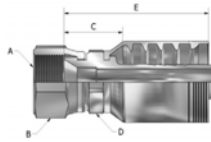


NB: For 3/8 & 1/2 use L Series

Part Number	Products Description								
	Hose In-Dia	Thread UNF	Nipple Hex		Tail-Growth		Overall Length		
		A	B	MM	Inch	MM	Inch	MM	
N12JM17	3/4	1 1/16-12	28.6	1.12					
N12JM21	3/4	1 5/16-12	35.0	1.38	50.4	1.98	102.6	4.04	
N16JM21	1	1 5/16-12	36.0	1.42	50.8	2.00	109.2	4.29	

N Series

KF - Komatsu Female Swivel Straight 30° Flare JIS Metric

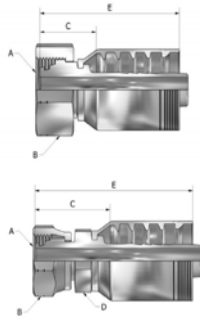


NB: For 3/8 & 1/2 use L Series

Part Number	Products Description									
	Hose In-Dia	Thread METRIC	Nut Hex		Tail-Growth		Nipple Hex		Overall Length	
		A	B	MM	Inch	MM	Inch	MM	Inch	MM
N10KF24	5/8	M24*1.5P	32.0	1.25	44.6	1.75	30.0	1.18	76.2	3.00
N12KF30	3/4	M30*1.5P	36.0	1.42	35.4	1.39	32.0	1.26	87.6	3.45
N16KF33	1	M33*1.5P	41.0	1.61	42.4	1.67	36.0	1.42	96.8	3.81

N Series

MF - O-Ring Metric Female Straight 24° Cone



(L) = Light Series Metric
(S) = Heavy Series Metric

NB: For 3/8 & 1/2 use L Series

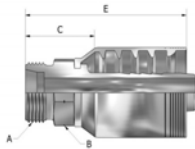
Part Number	Products Description										
	Hose In-Dia	DIN	Thread METRIC	Nut Hex		Tail-Growth		Nipple Hex		Overall Length	
			A	B	MM	Inch	MM	Inch	MM	Inch	MM
N10MFO1624A	5/8	(S)	M30*2.0P	36.0	1.42						
N10MFO1826A	5/8	(L)	M26*2.0P	32.0	1.26			24.0	0.94		
N10MFO2030B	5/8	(S)	M30*2.0P	36.0	1.42	31.9	1.26			59.6	2.35
N10MFO2536B	5/8	(S)	M36*2.0P	46.0	1.81	29.1	1.14			60.6	2.38
N12MFO2030B	3/4	(S)	M30*2.0P	36.0	1.42	47.1	1.85	32.0	1.26	99.3	3.91
N12MFO2230B	3/4	(L)	M30*1.5P	36.0	1.42	44.8	1.76	32.0	1.26	97.4	3.83
N12MFO2536B	3/4	(S)	M36*2.0P	46.0	1.81	34.3	1.35		0.00	87.1	3.43
N16MFO2536B	1	(S)	M36*2.0P	46.0	1.81	52.7	2.07	35.0	1.38	107.9	4.25
N16MFO3042B	1	(S)	M42*2.0P	50.0	1.97	45.6	1.80		0.00	99.6	3.92
N20MFO3042B	1 1/4	(S)	M42*2.0P	50.0	1.97	62.9	2.48	46.0	1.81	127.8	5.03
N20MFO3852B	1 1/4	(S)	M52*2.0P	60.0	2.36	48.3	1.90			113.2	4.46
N24MFO3852B	1 1/2	(S)	M52*2.0P	60.0	2.36	67.2	2.65	50.0	1.97	140.2	5.52

SAE100R13, SAE100R15 Four & Six Wire Spiral

Straight

N Series

MM - Metric Male Straight 24° Cone



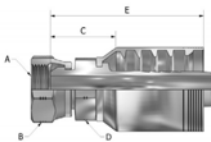
(S) = Heavy Series
Metric

NB: For 3/8 & 1/2 use
L Series

Part Number	Products Description									
	Hose In-Dia	DIN	Thread METRIC	Nipple Hex		Tail-Growth		Overall Length		
				MM	Inch	MM	Inch	MM	Inch	
			A	B		C		E		
N12MM2030B	3/4	(S)	M30*2.0P	30.0	1.18	38.8	1.53	91.3	3.59	
N16MM3042B	1	(S)	M42*2.0P			43.5	1.71	101.9	4.01	
N20MM3042B	1 1/4	(S)	M42*2.0P	46.0	1.81	51.8	2.04	119.1	4.69	
N20MM3852B	1 1/4	(S)	M52*2.0P	55.0	2.17	56.5	2.22	121.8	4.80	

N Series

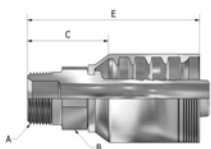
NF - NPT Female S/W Straight



Part Number	Products Description									
	Hose In-Dia	Thread NPSM	Nut Hex		Tail-Growth		Nipple Hex		Overall Length	
			MM	Inch	MM	Inch	MM	Inch	MM	Inch
		A	B		C		D		E	
N12NF12	3/4	3/4-14	32.0	1.26	38.1	1.50	30.0	1.18	90.6	3.57
N16NF16	1	1-11.5	41.0	1.61	44.5	1.75	35.0	1.38	98.9	3.89

N Series

NM - Taper Male NPT Straight



NB: For 3/8 & 1/2 use
L Series

Part Number	Products Description									
	Hose In-Dia	Thread NPTF	Nipple Hex		Tail-Growth		Overall Length			
			MM	Inch	MM	Inch	MM	Inch		
		A	B		C		E			
N12NM12	3/4	3/4-14	28.6	1.12	46.0	1.81	98.2	3.87		
N16NM16	1	1-11.5	35.0	1.38	54.4	2.14	108.4	4.27		
N20NM20	1 1/4	1 1/4-11.5	46.0	1.81	69.6	2.74	134.5	5.30		
N24NM24	1 1/2	1 1/2-11.5	50.8	2.00	67.0	2.64	140.0	5.51		
NP32NM32	2	2-11.5	63.5	2.50						

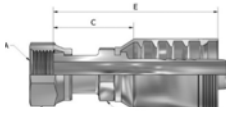


SAE100R13, SAE100R15 Four & Six Wire Spiral

Straight

N Series

FO - Female O-Ring Face Seal Swivel Straight

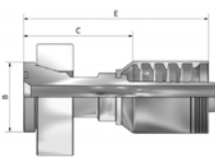


NB: For 3/8 & 1/2 use L Series

Part Number	Products Description									
	Hose In-Dia	Thread UNF	Nut Hex		Tail-Growth		Nipple Hex		Overall Length	
			MM	Inch	MM	Inch	MM	Inch	MM	Inch
	A	B		C		D		E		
N10FO16	5/8	1-14	30.0	1.18			23.8	0.94	71.8	2.82
N10FO19	5/8	1 3/16-12	36.0	1.42			28.5	1.12	76.6	3.02
N12FO19	3/4	1 3/16-12	36.0	1.42	49.1	1.93	30.0	1.18	101.3	3.99
N12FO23	3/4	1 7/16-12	41.0	1.61	53.3	2.10	35.0	1.38	105.5	4.15
N16FO23	1	1 7/16-12	41.0	1.61	56.5	2.22	35.0	1.38	110.5	4.35
N16FO27	1	1 7/16-12	50.0	1.97	51.2	2.01	41.0	1.61	109.6	4.31
N20FO27	1 1/4	1 11/16-12	50.0	1.97	61.8	2.43	46.0	1.81	126.7	4.99
N24FO32	1 1/2	2-12	60.0	2.36	76.4	3.01	50.8	2.00	149.4	5.88

N Series

FT - Taper Flange Straight (For Heavy Duty Mining Equipment)

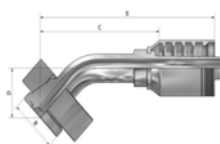


Part Number	Products Description							
	Hose In-Dia	Flange Size	Flange Dia		Tail-Growth		Overall Length	
			MM	Inch	MM	Inch	MM	Inch
	A	B		C		E		
N16FT16	1	1	49.5	1.95	78.5	3.09	132.9	5.23
N16FT20	1	1 1/4	57.5	2.26	69.0	2.72	123.0	4.84
N20FT20	1 1/4	1 1/4	57.5	2.26	105.7	4.16	171.0	6.73
N20FT24	1 1/4	1 1/2	68.5	2.70	90.7	3.57	156.0	6.14
N24FT24	1 1/2	1 1/2	68.5	2.70	130.0	5.12	203.0	7.99
N24FT32	1 1/2	2	83.5	3.29	115.0	4.53	188.0	7.40
NP32FT32	2	2	83.5	3.29	135.7	5.34	234.0	9.21

15 Degree

N Series

FT - Taper Flange 15° Elbow (For Heavy Duty Mining Equipment)



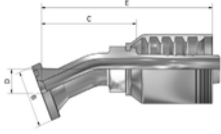
Part Number	Products Description									
	Hose In-Dia	Flange Size	Flange Dia		Tail-Growth		Drop		Overall Length	
			MM	Inch	MM	Inch	MM	Inch	MM	Inch
	A	B		C		D		E		
N24FT2415	1 1/2	1 1/2	68.5	2.70	217.0	8.54	24.0	0.94	290.0	11.4

SAE100R13, SAE100R15 Four & Six Wire Spiral

22.5 Degree

N Series

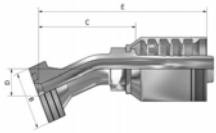
F61 - SAE Code 61 Flange 22.5° Elbow



Part Number	Products Description									
	Hose In-Dia	Flange Size	Flange Dia		Tail-Growth		Drop		Overall Length	
		A	B	MM	Inch	MM	Inch	MM	Inch	MM
N12F611222.5	3/4	3/4	38.1	150	72.7	2.86	16.0	0.63	117.6	4.63
N12F611622.5	3/4	1	38.1	150	71.5	2.81	16.9	0.66	132.8	5.22
N16F611622.5	1	1	44.5	175	88.4	3.48	19.7	0.78	142.8	5.62
N16F612022.5	1	1 1/4	50.8	200	88.1	3.47	19.6	0.77	142.5	5.61
N20F612022.5	1 1/4	1 1/4	50.8	200	106.4	4.19	19.7	0.78	171.6	6.76

N Series

FC62 - CAT Flange 22.5° Elbow

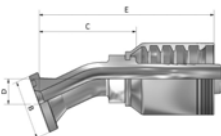


Part Number	Products Description									
	Hose In-Dia	Flange Size	Flange Dia		Tail-Growth		Drop		Overall Length	
		A	B	MM	Inch	MM	Inch	MM	Inch	MM
N20FC622022.5	1 1/4	1 1/4	54.0	213	111.0	4.37	21.4	0.84	175.9	6.93
N24FC622422.5	1 1/2	1 1/2	63.5	250	137.3	5.41	27.6	1.09	210.3	8.28

30 Degree

N Series

F61 - SAE Code 61 Flange 30° Elbow



Part Number	Products Description									
	Hose In-Dia	Flange Size	Flange Dia		Tail-Growth		Drop		Overall Length	
		A	B	MM	Inch	MM	Inch	MM	Inch	MM
N12F611230	3/4	3/4	38.1	150	70.9	2.79	20.1	0.79	115.9	4.56
N12F611630	3/4	1	44.5	175	72.9	2.87	21.3	0.84	117.9	4.64
N16F611630	1	1	44.5	175	86.3	3.40	24.8	0.98	140.7	5.54
N16F612030	1	1 1/4	50.8	200	86.0	3.39	24.6	0.97	140.5	5.53
N20F612030	1 1/4	1 1/4	50.8	200	104.4	4.11	24.5	0.96	169.8	6.69

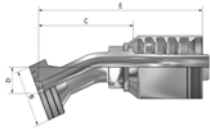


SAE100R13, SAE100R15 Four & Six Wire Spiral

30 Degree

N Series

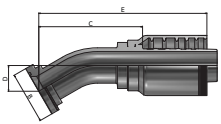
FC62 -CAT Flange 30° Elbow



Part Number	Products Description									
	Hose In-Dia	Flange Size	Flange Dia		Tail-Growth		Drop		Overall Length	
			MM	Inch	MM	Inch	MM	Inch	MM	Inch
		A	B		C		D		E	
N20FC622030	1 1/4	1 1/4	54.0	2.13	108.2	4.26	26.7	1.05	173.6	6.83
N24FC622430	1 1/2	1 1/2	63.5	2.50	134.3	5.29	34.6	1.36	207.3	8.16

N Series

F62 - SAE Code 62 Flange 30° Elbow

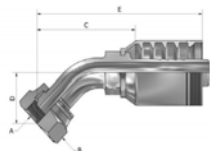


Part Number	Products Description									
	Hose In-Dia	Flange Size	Flange Dia		Tail-Growth		Drop		Overall Length	
			MM	Inch	MM	Inch	MM	Inch	MM	Inch
		A	B		C		D		E	
NP32F623230	2	2	79.4	3.13						

45 Degree

N Series

BF - BSP Female Parallel Pipe Swivel 45° Elbow 60° Cone

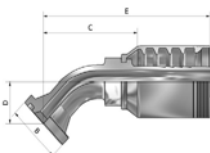


NB: For 3/8 & 1/2 use L Series v

Part Number	Products Description									
	Hose In-Dia	Thread PF	Nut Hex		Tail-Growth		Drop		Overall Length	
			MM	Inch	MM	Inch	MM	Inch	MM	Inch
		A	B		C		D		E	
N12BF1245	3/4	3/4-14	36.0	1.42	76.2	3.00	35.4	1.39	128.4	5.06
N16BF1645	1	1-11	41.0	1.61	89.8	3.54	40.4	1.59	143.8	5.66
N20BF2045	1 1/4	1 1/4-11	50.0	1.97	124.6	4.91	55.5	2.19	189.4	7.46
N24BF2445	1 1/2	1 1/2-11	55.0	2.17	142.5	5.61	60.1	2.37	215.3	8.48
NP32BF3245	2	2-11	70.0	2.76	173.7	6.84	68.8	2.71	256.6	10.10

N Series

F61 - SAE Code 61 Flange 45° Elbow



NB: For 3/8 & 1/2 use L Series

Part Number	Products Description									
	Hose In-Dia	Flange Size	Flange Dia		Tail-Growth		Drop		Overall Length	
			MM	Inch	MM	Inch	MM	Inch	MM	Inch
		A	B		C		D		E	
N10F611045	5/8	5/8	34.1	1.34	59.9	2.36	27.0	1.06	91.4	3.59
N12F611245	3/4	3/4	38.1	1.50	67.2	2.65	26.4	1.04	119.4	4.70
N12F611645	3/4	1	44.5	1.75	68.9	2.71	28.0	1.10	121.0	4.76

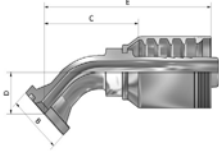
Continued on following page..

SAE100R13, SAE100R15 Four & Six Wire Spiral

45 Degree

N Series

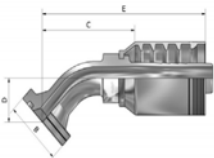
F61 - SAE Code 61 Flange 45° Elbow *Continued...*



Part Number	Products Description									
	Hose In-Dia	Flange Size	Flange Dia		Tail-Growth		Drop		Overall Length	
		A	B	MM	Inch	MM	Inch	MM	Inch	MM
N16F611245	1	3/4	41.3	1.63	74.2	2.92	31.6	1.24	132.6	5.22
N16F611645	1	1	44.5	1.75	81.4	3.20	32.0	1.26	135.3	5.33
N16F612045	1	1 1/4	50.8	2.00	81.4	3.20	32.0	1.26	135.3	5.33
N20F612045	1 1/4	1 1/4	50.8	2.00	107.1	4.22	38.0	1.50	171.9	6.77
N24F612445	1 1/2	1 1/2	60.3	2.37	123.4	4.86	41.0	1.61	196.4	7.73

N Series

F62 - SAE Code 62 Flange 45° Elbow



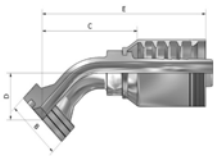
SS = Stainless Steel

NB: For 3/8 & 1/2 use L Series

Part Number	Products Description									
	Hose In-Dia	Flange Size	Flange Dia		Tail-Growth		Drop		Overall Length	
		A	B	MM	Inch	MM	Inch	MM	Inch	MM
N12F621245	3/4	3/4	41.3	1.63	67.5	2.66	27.0	1.06	120.0	4.72
N12F621645	3/4	1	47.6	1.87	68.5	2.70	28.0	1.10	121.0	4.76
N16F621645	1	1	47.6	1.87	80.9	3.19	32.0	1.26	135.3	5.33
N16F622045	1	1 1/4	54.0	2.13	80.9	3.19	32.0	1.26	135.3	5.33
N20F622045	1 1/4	1 1/4	54.0	2.13	106.6	4.20	38.0	1.50	171.9	6.8
N20F622445	1 1/4	1 1/2	63.5	2.50	106.6	4.20	38.0	1.50	171.9	6.77
N24F622445	1 1/2	1 1/2	63.5	2.50	126.4	4.98	44.0	1.73	199.4	7.9
N24F622445SS	1 1/2	1 1/2	63.5	2.50	126.4	4.98	44.0	1.73	199.4	7.9
N32F623245	2	2	79.4	3.13	163.6	6.44	56.0	2.20	246.5	9.7

N Series

FC62 - CAT Flange 45° Elbow



Part Number	Products Description									
	Hose In-Dia	Flange Size	Flange Dia		Tail-Growth		Drop		Overall Length	
		A	B	MM	Inch	MM	Inch	MM	Inch	MM
N12FC621245	3/4	3/4	41.3	1.63	72.0	2.83	31.6	1.24	124.6	4.91
N12FC621645	3/4	1	47.6	1.87	72.0	2.83	31.5	1.24	124.6	4.91
N16FC621645	1	1	47.6	1.87	84.2	3.31	35.3	1.39	138.6	5.46
N16FC622045	1	1 1/4	54.0	2.13	84.2	3.31	35.3	1.39	138.6	5.46
N20FC622045	1 1/4	1 1/4	54.0	2.13	109.4	4.31	40.8	1.61	174.7	6.88

Continued on following page...

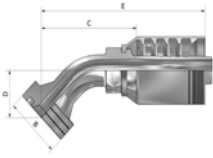


SAE100R13, SAE100R15 Four & Six Wire Spiral

45 Degree

N Series

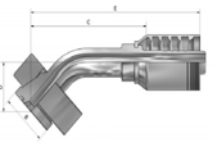
FC62 - CAT Flange 45° Elbow *Continued...*



Part Number	Products Description									
	Hose In-Dia	Flange Size	Flange Dia		Tail-Growth		Drop		Overall Length	
		A	B	MM	Inch	MM	Inch	MM	Inch	MM
N20FC622445	1 1/4	1 1/2	63.5	2.50	109.4	4.31	40.8	1.61	174.7	6.88
N24FC622445	1 1/2	1 1/2	63.5	2.50	127.5	5.02	45.2	1.78	200.5	7.89

N Series

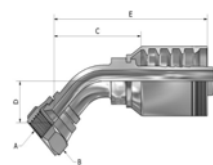
FT - Taper Flange 45° Elbow (For Heavy Duty Mining Equipment)



Part Number	Products Description									
	Hose In-Dia	Flange Size	Flange Dia		Tail-Growth		Drop		Overall Length	
		A	B	MM	Inch	MM	Inch	MM	Inch	MM
N16FT1645	1	1	49.5	1.95	124.6	4.91	50.0	1.97	179.0	7.05
N20FT2045	1 1/4	1 1/4	57.5	2.26	168.7	6.64	60.0	2.36	234.0	9.2
N20FT2445	1 1/4	1 1/2	68.5	2.70	178.7	7.04	60.0	2.36	244.0	9.6
N24FT2445	1 1/2	1 1/2	68.5	2.70	190.0	7.48	80.0	3.15	263.0	10.4
N24FT3245	1 1/2	2	83.5	3.29	206.0	8.11	95.0	3.74	279.0	10.98
NP32FT3245	2	2	83.5	3.29	206.7	8.14	90.0	3.54	305.0	12.01

N Series

JF - JIC Female 37° Swivel 45° Elbow



Part Number	Products Description									
	Hose In-Dia	Thread UNF	Nut Hex		Tail-Growth		Drop		Overall Length	
		A	B	MM	Inch	MM	Inch	MM	Inch	MM
N10JF1445	5/8	7/8-14	25.4	1.0	41.4	1.63	16.0	0.63	72.9	2.87
N12JF1745	3/4	1 1/16-12	31.8	1.25	67.9	2.67	27.0	1.06	120.0	4.72
N16JF2145	1	1 5/16-12	38.1	1.50	82.4	3.24	33.0	1.30	136.3	5.37
N20JF2645	1 1/4	1 5/8-12	50.0	1.97	114.1	4.49	45.0	1.77	178.9	7.04
N24JF3045	1 1/2	1 7/8-12	55.0	2.17	134.3	5.29	52.0	2.05	207.3	8.16

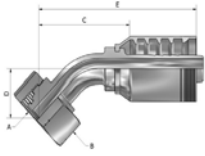
NB: For 3/8 & 1/2 use L Series

SAE100R13, SAE100R15 Four & Six Wire Spiral

45 Degree

N Series

MF - O-Ring Metric Female 45° Elbow 24° Cone



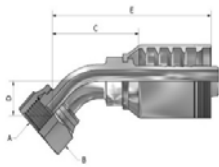
(S) = Heavy Series Metric

NB: For 3/8 & 1/2 use L Series

Part Number	Products Description											
	Hose In-Dia	DIN	Thread METRIC	Nut Hex		Tail-Growth		Drop		Overall Length		
			A	B	C		D		E			
N10MFO2030B45	5/8	(S)	M30*1.5P	36.0	1.42	58.9	2.32	25.0	0.98	90.4	3.55	
N12MFO2030B45	3/4	(S)	M30*2.0P	36.0	1.42	73.1	2.88	32.3	1.27	125.3	4.93	
N12MFO2536B45	3/4	(S)	M36*2.0P	46.0	1.81	70.1	2.76	34.0	1.34	122.9	4.84	
N16MFO2536B45	1	(S)	M36*2.0P	46.0	1.81	85.4	3.36	33.0	1.30	139.3	5.48	
N16MFO3042B45	1	(S)	M42*2.0P	50.0	1.97	96.2	3.79	37.0	1.46	150.2	5.91	
N20MFO3852B45	1 1/4	(S)	M52*2.0P	60.0	2.36	119.1	4.69	50.0	1.97	183.9	7.24	

N Series

FO - Female O-Ring Face Seal Swivel 45° Elbow



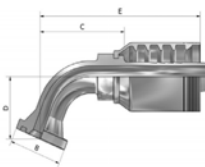
NB: For 3/8 & 1/2 use L Series

Part Number	Products Description											
	Hose In-Dia	Thread UNF	Nut Hex		Tail-Growth		Drop		Overall Length			
		A	B	C		D		E				
N10FO1645	5/8	1-14	30.0	1.18	48.9	1.93	16.0	0.63	80.4	3.17		
N12FO1945	3/4	1 3/16-12	36.0	1.42	62.0	2.44	21.1	0.83	114.1	4.49		
N16FO2345	1	1 7/16-12	41.0	1.61	73.3	2.89	24.0	0.94	127.3	5.01		
N20FO2745	1 1/4	1 11/16-12	50.0	1.97	111.1	4.37	42.0	1.65	175.9	6.93		
N24FO3245	1 1/2	2-12	60.0	2.36	130.5	5.14	48.0	1.89	203.4	8.01		

60 Degree

N Series

F61 - SAE Code 61 Flange 60° Elbow



Part Number	Products Description											
	Hose In-Dia	Flange Size	Flange Dia		Tail-Growth		Drop		Overall Length			
		A	B	C		D		E				
N12F611260	3/4	3/4	38.1	1.50	66.2	2.61	36.0	1.42	111.1	4.37		
N12F611660	3/4	1	44.5	1.75	69.7	2.74	42.1	1.66	114.6	4.51		
N16F611660	1	1	44.5	1.75	80.2	3.16	38.0	1.50	132.6	5.22		
N16F612060	1	1 1/4	50.8	2.00	88.9	3.50	58.6	2.31	143.4	5.65		
N20F612060	1 1/4	1 1/4	50.8	2.00	88.8	3.50	47.4	1.87	168.7	6.64		

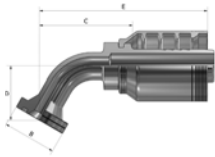


SAE100R13, SAE100R15 Four & Six Wire Spiral

60 Degree

N Series

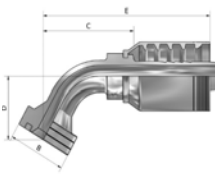
F62 - SAE Code 62 Flange 60° Elbow



Part Number	Products Description									
	Hose In-Dia	Flange Size	Flange Dia		Tail-Growth		Drop		Overall Length	
			MM	Inch	MM	Inch	MM	Inch	MM	Inch
		A	B		C		D		E	
N16F621260	1	3/4	38.1	150	71.5	2.81	41.6	1.63	129.9	5.11

N Series

FC62 - CAT Flange 60° Elbow

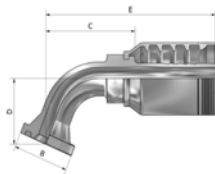


Part Number	Products Description									
	Hose In-Dia	Flange Size	Flange Dia		Tail-Growth		Drop		Overall Length	
			MM	Inch	MM	Inch	MM	Inch	MM	Inch
		A	B		C		D		E	
N20FC622060	1 1/4	1 1/4	54.0	2.13	107.8	4.24	55.2	2.17	173.1	6.81
N24FC622460	1 1/2	1 1/2	63.5	2.50	127.0	5.00	61.8	2.43	200.0	7.87

67.5 Degree

N Series

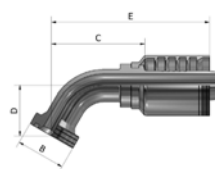
F61 - SAE Code 61 Flange 67.5° Elbow



Part Number	Products Description									
	Hose In-Dia	Flange Size	Flange Dia		Tail-Growth		Drop		Overall Length	
			MM	Inch	MM	Inch	MM	Inch	MM	Inch
		A	B		C		D		E	
N12F6112675	3/4	3/4	38.1	1.50	64.3	2.53	41.0	1.61	117.6	4.63
N12F6116675	3/4	1	44.5	1.75	66.3	2.61	44.1	1.74	111.3	4.38
N16F6116675	1	1	44.5	1.75	84.0	3.31	61.4	2.42	138.4	5.45
N16F6120675	1	1 1/4	50.8	2.00	86.1	3.39	61.4	2.42	138.4	5.45
N20F6120675	1 1/4	1 1/4	50.8	2.00	85.9	3.38	49.0	1.93	165.7	6.52

N Series

FC62 - CAT Flange 67.5° Elbow



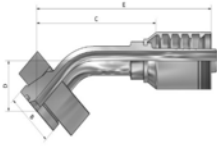
Part Number	Products Description									
	Hose In-Dia	Flange Size	Flange Dia		Tail-Growth		Drop		Overall Length	
			MM	Inch	MM	Inch	MM	Inch	MM	Inch
		A	B		C		D		E	
N16FC6216675	1	1	47.6	1.87						

SAE100R13, SAE100R15 Four & Six Wire Spiral

70 Degree

N Series

FT - Taper Flange 70° Elbow (For Heavy Duty Mining Equipment)

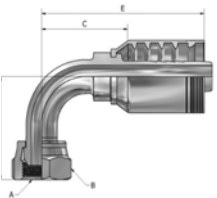


Part Number	Products Description									
	Hose In-Dia	Flange Size	Flange Dia		Tail-Growth		Drop		Overall Length	
			MM	Inch	MM	Inch	MM	Inch	MM	Inch
		A	B		C		D		E	
N20FT2070	1 1/4	1 1/4	575	2.26	179.7	7.07	96.0	3.78	245.0	9.6

90 Degree

N Series

BF - BSP Female Parallel Pipe Swivel 90° Elbow 60° Cone



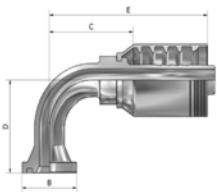
Part Number	Products Description									
	Hose In-Dia	Thread PF	Nut Hex		Tail-Growth		Drop		Overall Length	
			MM	Inch	MM	Inch	MM	Inch	MM	Inch
		A	B		C		D		E	
N12BF1290-55MM	3/4	3/4-14	36.0	1.42	58.4	2.30	64.0	2.52	110.6	4.35
N12BF1290B-36MM	3/4	3/4-14	36.0	1.42	40.5	1.59	45.0	1.77	93.1	3.67
N16BF1690-73.5MM	1	1-11	41.0	1.61	74.6	2.94	84.0	3.31	128.6	5.06
N20BF2090-88.5MM	1 1/4	1 1/4-11	50.0	1.97	95.4	3.76	101.9	4.01	160.3	6.31
N24BF2490-110MM	1 1/2	1 1/2-11	55.0	2.17	114.6	4.51	120.0	4.72	187.4	7.38
NP32BF3290-138MM	2	2-11	70.0	2.76	151.7	5.97	152.9	6.02	234.6	9.24

B = Block

NB: For 3/8 & 1/2 use L Series

N Series

F61 - SAE Code 61 Flange 90° Elbow



Part Number	Products Description									
	Hose In-Dia	Flange Size	Flange Dia		Tail-Growth		Drop		Overall Length	
			MM	Inch	MM	Inch	MM	Inch	MM	Inch
		A	B		C		D		E	
N12F611290-58MM	3/4	3/4	38.1	1.50	58.4	2.30	58.0	2.28	110.6	4.35
N12F611290L-83MM	3/4	3/4	38.1	1.50	58.1	2.29	83.0	3.27	103.0	4.06
N12F611690-58MM	3/4	1	44.5	1.75	58.4	2.30	58.0	2.28	110.6	4.35
N16F611690-70MM	1	1	44.5	1.75	71.6	2.82	70.0	2.76	125.6	4.94
N16F611690L-117MM	1	1	44.5	1.75	96.6	3.80	117.0	4.61	150.6	5.93
N16F612090-70MM	1	1 1/4	50.8	2.00	71.6	2.82	70.0	2.76	125.6	4.94
N20F612090-82MM	1 1/4	1 1/4	50.8	2.00	95.4	3.76	82.0	3.23	160.3	6.31
N20F612090L-140MM	1 1/4	1 1/4	50.8	2.00	115.4	4.54	140.0	5.51	180.3	7.10
N24F612490-104MM	1 1/2	1 1/2	60.3	2.37	114.6	4.51	104.0	4.09	187.6	7.39

L = Long Drop

NB: For 3/8 & 1/2 use L Series

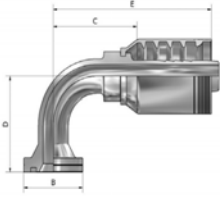


SAE100R13, SAE100R15 Four & Six Wire Spiral

90 Degree

N Series

F62 - SAE Code 62 Flange 90° Elbow



L = Long Drop
SS = Stainless Steel

NB: For 3/8 & 1/2 use
L Series

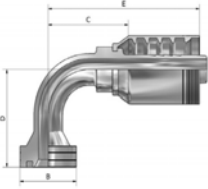
Part Number	Products Description										
	Hose In-Dia	Flange Size	Flange Dia		Tail-Growth		Drop		Overall Length		
			MM	Inch	MM	Inch	MM	Inch	MM	Inch	
	A	B		C		D		E			
N12F621290-58MM	3/4	3/4	413	1.63	58.1	2.29	58.0	2.28	110.6	4.35	
N12F621290L-77MM	3/4	3/4	413	1.63	58.1	2.29	77.0	3.03	110.6	4.35	
N12F621290L-117MM	3/4	3/4	413	1.63	54.7	2.15	117.0	4.60	110.2	4.34	
N12F621690-58MM	3/4	1	476	1.87	58.1	2.29	58.0	2.28	110.6	4.35	
N12F621690L-77MM	3/4	1	476	1.87	58.1	2.29	77.0	3.03	110.6	4.35	
N12F621690L-117MM	3/4	1	476	1.87	58.1	2.29	117.0	4.61	110.6	4.35	
N16F621290-58MM	1	3/4	413	1.63	63.2	2.49	58.0	2.28	117.6	4.63	
N16F621690-70MM	1	1	476	1.87	71.2	2.80	70.0	2.76	125.6	4.94	
N16F621690L-117MM	1	1	476	1.87	71.2	2.80	117.0	4.61	125.6	4.94	
N16F622090-70MM	1	1 1/4	54.0	2.13	71.2	2.80	70.1	2.76	125.6	4.94	
N16F622090L-117MM	1	1 1/4	54.0	2.13	71.2	2.80	117.0	4.61	125.6	4.94	
N20F621690-70MM	1 1/4	1	476	1.87			70.0	2.76			
N20F622090-82MM	1 1/4	1 1/4	54.0	2.13	95.0	3.74	82.0	3.23	160.3	6.31	
N20F622090L-120MM	1 1/4	1 1/4	54.0	2.13	95.0	3.74	120.0	4.72	160.3	6.31	
N20F622090L-200MM	1 1/4	1 1/4	54.0	2.13	95.0	3.74	200.0	7.87	160.3	6.31	
N20F622490-82MM	1 1/4	1 1/2	63.5	2.50	95.4	3.76	82.0	3.23	160.3	6.31	
N20F622490L-120MM	1 1/4	1 1/2	63.5	2.50	115.4	4.54	120.0	4.72	180.3	7.10	
N24F622090-94MM	1 1/2	1 1/4	54.0	2.13	101.1	3.98	94.0	3.70	174.1	6.85	
N24F622090L-200MM	1 1/2	1 1/4	54.0	2.13	101.1	3.98	200.0	7.87	174.1	6.85	
N24F622490-104MM	1 1/2	1 1/2	63.5	2.50	114.6	4.51	104.0	4.09	187.6	7.39	
N24F622490L-180MM	1 1/2	1 1/2	63.5	2.5			180.0	7.08			
N24F622490SS-110.5MM	1 1/2	1 1/2	63.5	2.50	126.6		110.5	4.35	221.4	8.71	
N24F622490L-180MM	1 1/2	1 1/2	63.5	2.50	114.6	4.51	180.0	7.09	187.6	7.39	
N24F623290-104MM	1 1/2	2	79.4	3.13	116.1	4.57	104.0	4.09	189.1	7.44	
NP32F623290-124MM	2	2	79.4	3.13	154.5	6.08	124.0	4.88	237.4	9.35	
NP32F623290L-159MM	2	2	79.4	3.13	154.5	6.08	159.0	6.26	237.4	9.35	

SAE100R13, SAE100R15 Four & Six Wire Spiral

90 Degree

N Series

FC62 - CAT Flange 90° Elbow

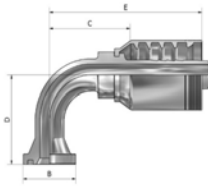


L = Long Drop

Part Number	Products Description									
	Hose In-Dia	Flange Size	Flange Dia		Tail-Growth		Drop		Overall Length	
		A	B	MM	Inch	MM	Inch	MM	Inch	MM
N12FC621290-64.4MM	3/4	3/4	413	1.63	58.1	2.29	64.4	2.54	110.6	4.35
N12FC621290L-117MM	3/4	3/4	413	1.63	54.7	2.15	1170	4.60	110.2	4.34
N12FC621690-62.7MM	3/4	1	476	1.87	58.1	2.29	62.7	2.47	110.6	4.35
N16FC621690-74.5MM	1	1	476	1.87	71.2	2.80	74.5	2.93	125.6	4.94
N16FC622090-74.5MM	1	1 1/4	54.0	2.13	71.2	2.80	74.5	2.93	125.6	4.94
N20FC622090-86.5MM	1 1/4	1 1/4	54.0	2.13	95.0	3.74	86.5	3.41	160.3	6.3
N20FC622490-86.5MM	1 1/4	1 1/2	63.5	2.50			86.5	3.41		
N20FC622490L-200MM	1 1/4	1 1/2	63.5	2.50	95.0	3.74	200.0	7.87	160.3	6.31
N24FC622490-104MM	1 1/2	1 1/2	63.5	2.50	114.6	4.51	104.0	4.09	187.6	7.4

N Series

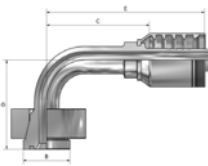
LT - LeTourneau Flange 90° Elbow



Part Number	Products Description									
	Hose In-Dia	Flange Size	Flange Dia		Tail-Growth		Drop		Overall Length	
		A	B	MM	Inch	MM	Inch	MM	Inch	MM
N24LT2490-104MM	1 1/2	1 1/2	60.3	2.37	108.6	4.27	104	4.09	223.0	8.78
NP32LT3290-125MM	2	2	71.42	2.81	145.7	5.74	125	4.92	243.5	9.59

N Series

FT - Taper Flange 90° Elbow (For Heavy Duty Mining Equipment)



L = Long Drop

Part Number	Products Description									
	Hose In-Dia	Flange Size	Flange Dia		Tail-Growth		Drop		Overall Length	
		A	B	MM	Inch	MM	Inch	MM	Inch	MM
N16FT1690-90MM	1	1	49.5	1.95	99.6	3.92	90.0	3.54	158.0	6.22
N16FT2090-100MM	1	1 1/4	57.5	2.26	99.6	3.92	100.0	3.94	158.0	6.22
N20FT2090-120MM	1 1/4	1 1/4	57.5	2.26	135.7	5.34	120.0	4.72	207.0	8.1
N20FT2090L-160MM	1 1/4	1 1/4	57.5	2.26	135.7	5.34	160.0	6.30	207.0	8.1
N20FT2490-120MM	1 1/4	1 1/2	68.5	2.70	135.7	5.34	120.0	4.72	207.0	8.1
N24FT2490-140MM	1 1/2	1 1/2	68.5	2.70	155.0	6.10	140.0	5.51	234.0	9.2
N24FT3290-160MM	1 1/2	2	83.5	3.29	155.0	6.10	160.0	6.30	234.0	9.21
NP32FT2490-180MM	2	1 1/2	68.5	2.70	118.5	4.66	180.0	7.09	207.4	8.16
NP32FT3290-150MM	2	2	83.5	3.29	169.7	6.68	150.0	5.91	274.0	10.79

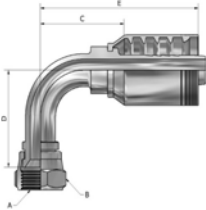


SAE100R13, SAE100R15 Four & Six Wire Spiral

90 Degree

N Series

JF - JIC Female 37° Swivel 90° Elbow



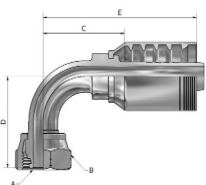
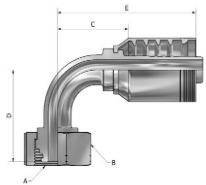
L = Long Drop
B = Block

NB: For 3/8 & 1/2 use
L Series

Part Number	Products Description									
	Hose In-Dia	Thread UNF	Nut Hex		Tail-Growth		Drop		Overall Length	
		A	B	MM	Inch	MM	Inch	MM	Inch	MM
N10JF1490L-66MM	5/8	7/8-14	25.4	1.00	46.5	1.83	66.0	2.59	78.0	3.07
N12JF1790-62MM	3/4	1 1/16-12	31.8	1.25	58.4	2.30	62.0	2.44	110.6	4.35
N12JF1790B-30MM	3/4	1 1/16-12	31.8	1.25			30.0	1.18		
N16JF2190-74MM	1	1 5/16-12	38.1	1.50	71.6	2.82	74.0	2.91	125.6	4.94
N16JF2190L-110MM	1	1 5/16-12	38.1	1.50	71.6	2.82	110	4.33	125.6	4.94
N20JF2690-85MM	1 1/4	1 5/8-12	50.0	1.97	95.4	3.76	85.0	3.35	160.3	6.31
N20JF2690L-130MM	1 1/4	1 5/8-12	50.0	1.97	115.0	4.53	130.0	5.12	180.3	7.10
N24JF3090-110MM	1 1/2	1 7/8-12	55.0	2.17	114.5	4.51	110.0	4.33	187.5	7.38
NP32JF4090-136MM	2	2 1/2-12	73.0	2.87	151.7	5.97	136.0	5.35	234.6	9.24

N Series

MF - O-Ring Metric Female 90° Elbow 24° Cone



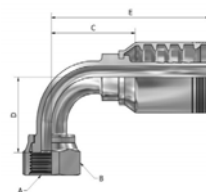
(S) = Heavy Series
Metric
(B) = Block

NB: For 3/8 & 1/2 use
L Series

Part Number	Products Description										
	Hose In-Dia	DIN	Thread METRIC	Nut Hex		Tail-Growth		Drop		Overall Length	
			A	B	MM	Inch	MM	Inch	MM	Inch	MM
N10MF02030B90-52MM	5/8	(S)	M30*2.0P	36.0	1.42	48.5	1.91	52.0	2.05	80.00	3.15
N10MF02536B90-59MM	5/8	(S)	M36*2.0P	46.0	1.81			59.0	2.32		
N12MF02030B90-60.6MM	3/4	(S)	M30*2.0P	36.0	1.42	57.8	2.28	60.6	2.39	110.6	4.35
N12MF02536B90-65MM	3/4	(S)	M36*2.0P	46.0	1.81	53.7	2.11	65.0	2.56	106.5	4.19
N16MF02536B90-70MM	1	(S)	M36*2.0P	46.0	1.81	74.6	2.94	70.0	2.76	128.6	5.06
N16MF03042B90-75MM	1	(S)	M42*2.0P	50.0	1.97	69.6	2.74	75.0	2.95	123.6	4.87
N20MF03852B90-100MM	1 1/4	(S)	M52*2.0P	60.0	2.36	95.4	3.76	100.0	3.94	160.3	6.31

N Series

FO - Female O-Ring Face Seal Swivel 90° Elbow



L = Long Drop

Part Number	Products Description									
	Hose In-Dia	Thread UNF	Nut Hex		Tail-Growth		Drop		Overall Length	
		A	B	MM	Inch	MM	Inch	MM	Inch	MM
N10FO1690L-70MM	5/8	1-14	36.0	1.42	47.5	1.87	70.0	2.75	79.0	3.11
N10FO1990-43MM	5/8	1 3/16-12	36.0	1.42			43.0	1.69		
N12FO1990-48MM	3/4	1 3/16-12	36.0	1.42	58.4	2.30	48.0	1.89	110.6	4.35

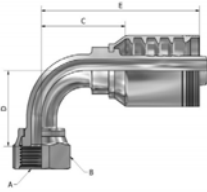
Continued on following page...

SAE100R13, SAE100R15 Four & Six Wire Spiral

90 Degree

N Series

FO - Female O-Ring Face Seal Swivel 90° Elbow *Continued...*



L = Long Drop

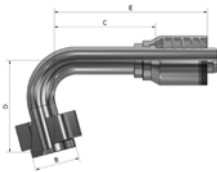
NB: For 3/8 & 1/2 use L Series

Part Number	Products Description									
	Hose In-Dia	Thread UNF	Nut Hex		Tail-Growth		Drop		Overall Length	
		A	B	MM	Inch	MM	Inch	MM	Inch	MM
N12FO1990L-96MM	3/4	1 3/16-12	36.0	1.42	58.4	2.30	96.0	3.78	110.6	4.35
N12FO2390-56MM	3/4	1 7/16-12	41.0	1.61	58.1	2.29	56.0	2.2	110.6	4.35
N16FO2390-56MM	1	1 7/16-12	41.0	1.61	70.6	2.78	56.0	2.20	124.6	4.91
N16FO2390L-114MM	1	1 7/16-12	41.0	1.61	71.2	2.80	114.0	4.49	125.6	4.94
N20FO2790-82MM	1 1/4	1 11/16-12	50.0	1.97	95.4	3.76	82.0	3.23	160.3	6.31
N20FO2790L-129MM	1 1/4	1 11/16-12	50.0	1.97	115.4	4.54	129.0	5.08	180.3	7.10
N24FO3290-101MM	1 1/2	2-12	60.0	2.36	114.8	4.52	101.0	3.98	187.6	7.39

105 Degree

N Series

FT - Taper Flange 105° Elbow (For Heavy Duty Mining Equipment)

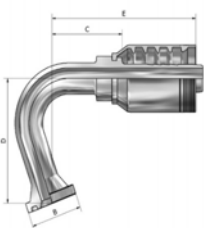


Part Number	Products Description									
	Hose In-Dia	Flange Size	Flange Dia		Tail-Growth		Drop		Overall Length	
		A	B	MM	Inch	MM	Inch	MM	Inch	MM
N24FT24105	1 1/2	1 1/2	68.5	2.70	155.0	6.10	140.0	5.51	234.0	9.2

110 Degree

N Series

F61 - SAE Code 61 Flange 110° Elbow



Part Number	Products Description									
	Hose In-Dia	Flange Size	Flange Dia		Tail-Growth		Drop		Overall Length	
		A	B	MM	Inch	MM	Inch	MM	Inch	MM
N12F6112110	3/4	3/4	38.1	1.50	56.7	2.23	84.0	3.31	108.9	4.29
N12F6116110	3/4	1	44.5	1.75	56.7	2.23	84.0	3.31	108.9	4.29
N16F6116110	1	1	44.5	1.75	63.7	2.51	94.0	3.70	117.7	4.63
N16F6120110	1	1 1/4	50.8	2.00	67.7	2.67	94.0	3.70	121.7	4.79
N20F6120110	1 1/4	1 1/4	50.8	2.00	61.9	2.44	104.0	4.09	141.7	5.58

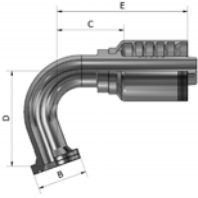


SAE100R13, SAE100R15 Four & Six Wire Spiral

110 Degree

N Series

F62 - SAE Code 62 Flange 110° Elbow



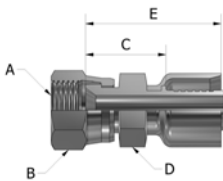
Part Number	Products Description									
	Hose In-Dia	Flange Size	Flange Dia		Tail-Growth		Drop		Overall Length	
		A	MM	Inch	MM	Inch	MM	Inch	MM	Inch
N20F6220110	1 1/4	1 1/4	54.0	2.13	76.4	3.01	104.0	4.09	141.7	5.58

SAE100R14 Stainless PTFE

Straight

C Series

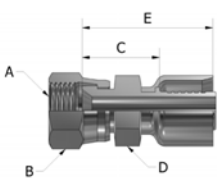
JF - JIC Female 37° Swivel Straight



Part Number	Products Description									
	Hose In-Dia	Thread UNF	Nut Hex		Tail-Growth		Nipple Hex		Overall Length	
		A	MM	Inch	MM	Inch	MM	Inch	MM	Inch
C03JF07	3/16	7/16-20	14.3	0.56			14.3	0.56		
C04JF07	1/4	7/16-20	14.3	0.56			14.3	0.56		
C04JF09	1/4	9/16-18	16.9	0.66			15.8	0.61		
C06JF09	3/8	9/16-18	17.46	0.68			17.46	0.68		
C06JF12	3/8	3/4-16	21.7	0.85			21.7	0.85		
C08JF12	1/2	3/4-16	22.22	0.87	37.0	1.46	20.6	0.81	54.8	2.16
C08JF14	1/2	7/8-14	25.4	1.00			22.2	0.87		
C10JF14	5/8	7/8-14	25.4	1.00	39.9		22.2	0.87		
C10JF17	5/8	1 1/16-12	32.0	1.26			25.4	1.00		
C12JF17	3/4	1 1/16-12	32.0	1.26			25.4	1.00		
C16JF21	1	1 5/16-12	38.1	1.50			35.0	1.37		

C Series

SF - SAE Female Straight



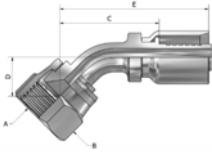
Part Number	Products Description									
	Hose In-Dia	Thread UNF	Nut Hex		Tail-Growth		Nipple Hex		Overall Length	
		A	MM	Inch	MM	Inch	MM	Inch	MM	Inch
C06SF10	3/8	5/8-18	19.0	0.74			17.5	0.68		
C10SF17	5/8	1 1/16-14	32.0	1.25			25.4	1.00		
C12SF17	3/4	1 1/16-14	32.0	1.25			25.4	1.00		

SAE100R14 Stainless PTFE

45 Degree

C Series

JF - JIC Female 37° Swivel 45° Elbow

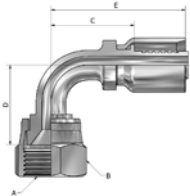


Part Number	Products Description									
	Hose In-Dia	Thread UNF	Nut Hex		Tail-Growth		Drop		Overall Length	
			MM	Inch	MM	Inch	MM	Inch	MM	Inch
	A	B		C		D		E		
C06JF1245	3/8	3/4-16	22.2	0.87	35.16	1.40	14.0	0.55	53.4	2.1

90 Degree

C Series

JF - JIC Female 37° Swivel 90° Elbow



Part Number	Products Description									
	Hose In-Dia	Thread UNF	Nut Hex		Tail-Growth		Drop		Overall Length	
			MM	Inch	MM	Inch	MM	Inch	MM	Inch
	A	B		C		D		E		
C04JF0790-21MM	1/4	7/16-20	14.3				21.0	0.82		
C04JF0990-22MM	1/4	9/16-18	17.5				22.0	0.86		
C06JF0990-26MM	3/8	9/16-18	17.5				26.0	1.02		
C06JF1290-28MM	3/8	3/4-16	22.2		29.2	1.14	28.0	1.10	47.0	1.85
C08JF1290-31MM	1/2	3/4-16	22.2				31.0	1.22		
C08JF1490-31MM	1/2	7/8-14	25.4				31.0	1.22		
C12JF1790-53MM	3/4	1 1/16-12	31.8				53.0	2.08		



Waterblast

Straight

Waterblast

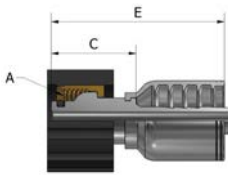
KA - Karcher Pressure Wash Straight - Two Piece



Part Number	Products Description									
	Hose In-Dia	Thread METRIC	Nut Hex		Tail-Growth		Nipple Hex		Overall Length	
			MM	Inch	MM	Inch	MM	Inch	MM	Inch
	A	B		C		D		E		
G04KA22	1/4	M22*1.5P								
G05KA22	5/16	M22*1.5P								
G06KA22	3/8	M22*1.5P								

Waterblast

KA - Karcher Pressure Wash Straight



Part Number	Products Description									
	Hose In-Dia	Thread METRIC	Nut Hex		Tail-Growth		Nipple Hex		Overall Length	
			MM	Inch	MM	Inch	MM	Inch	MM	Inch
	A	B		C		D		E		
K04KA22	1/4	M22*1.5P								
K05KA22	5/16	M22*1.5P								
K06KA22	3/8	M22*1.5P								

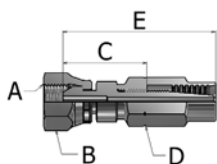
HOSE TAILS
Waterblast

Grease Hose Field Attachable

Straight

GH Series

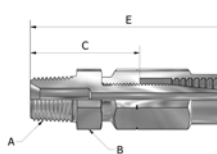
BF - BSP Female Parallel Pipe Swivel Straight 60° Cone



Part Number	Products Description									
Hose In-Dia	Thread PF	Nut Hex		Tail-Growth		Nipple Hex		Overall Length		
		MM	Inch	MM	Inch	MM	Inch	MM	Inch	
	A	B		C		D		E		
GH02BF02	1/8									

GH Series

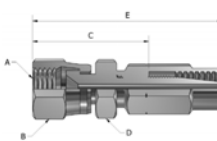
BM - BSP Male Taper Pipe Straight 60° Cone



Part Number	Products Description									
Hose In-Dia	Thread PT	Nut Hex		Tail-Growth		Nipple Hex		Overall Length		
		MM	Inch	MM	Inch	MM	Inch	MM	Inch	
	A	B		C		D		E		
GH02BM02	1/8	1/8-28			24.5	0.95	12.0	0.47	44	1.73

GH Series

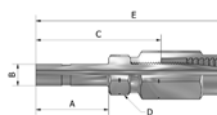
JF - JIC Female 37° Swivel Straight



Part Number	Products Description									
Hose In-Dia	Thread UNF	Nut Hex		Tail-Growth		Nipple Hex		Overall Length		
		MM	Inch	MM	Inch	MM	Inch	MM	Inch	
	A	B		C		D		E		
GH02JF07	1/8	7/16-20	14.3	0.56	30.7	1.21	14.0	0.55	50.2	1.98

GH Series

SP - Stand Pipe Male Straight

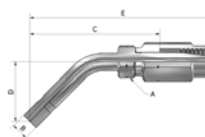


Part Number	Products Description									
Hose In-Dia	SP OD	Nut Hex		Tail-Growth		Nipple Hex		Overall Length		
	MM	MM	Inch	MM	Inch	MM	Inch	MM	Inch	
	A	B		C		D		E		
GH02SP06	1/8	6.0			34.6	1.36	10.0	0.39	54.1	2.13
GH02SP08	1/8	8.0			36.5	1.44	12.0	0.47	55.5	2.18

45 Degree

GH Series

SP - Stand Pipe Male 45°



Part Number	Products Description									
Hose In-Dia	SP OD	Nut Hex		Tail-Growth		Drop		Overall Length		
	MM	MM	Inch	MM	Inch	MM	Inch	MM	Inch	
	A	B		C		D		E		
GH02SP0645	1/8	6.0	10.0	0.39	45.0	1.77	20.5	0.8	64.0	2.52

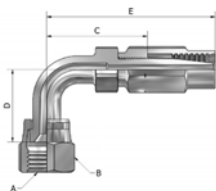


Grease Hose Field Attachable

90 Degree

GH Series

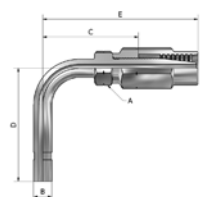
JF - JIC Female 37° Swivel 90° Elbow



Part Number	Products Description									
	Hose In-Dia	Thread UNF	Nut Hex		Tail-Growth		Drop		Overall Length	
		MM	Inch	MM	Inch	MM	Inch	MM	Inch	
A		B		C		D		E		
GH02JF0790-21MM	1/8	7/16-20	14.3	0.56	29.0	1.14	21.0	0.83	48.5	1.91

GH Series

SP - Stand Pipe Male 90°

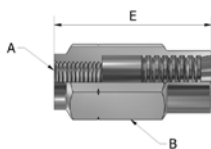


Part Number	Products Description									
	Hose In-Dia	SP OD	Nut Hex		Tail-Growth		Drop		Overall Length	
MM		MM	Inch	MM	Inch	MM	Inch	MM	Inch	
A		B		C		D		E		
GH02SP0690-37MM	1/8	6.0	10.0	0.39	31.5	1.24	37.0	1.46	51.0	2.0

Shells

GH Series

Grease Shell



Part Number	Products Description									
			Nut Hex		Tail-Growth		Drop		Overall Length	
MM			Inch	MM	Inch	MM	Inch	MM	Inch	
B				C		D		E		
GH02SHELL			12	0.47					28.0	1.10

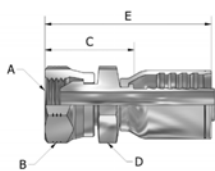
GH Series
HOSE TAILS

Grease Hose Tails - Crimp On

Straight

J Series

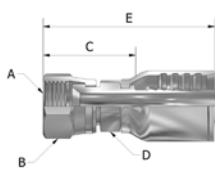
BF - BSP Female Parallel Pipe Swivel Straight 60° Cone



Part Number	Products Description									
	Hose In-Dia	Thread BSP	Nut Hex		Tail-Growth		Nipple Hex		Overall Length	
			MM	Inch	MM	Inch	MM	Inch	MM	Inch
		A	B		C		D		E	
J02BF02	1/8	1/8-28	14.0	0.55						
J02BF04	1/8	1/4-19	19.0	0.74						

J Series

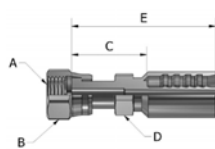
JF - JIC Female 37° Swivel Straight



Part Number	Products Description									
	Hose In-Dia	Thread UNF	Nut Hex		Tail-Growth		Nipple OD		Overall Length	
			MM	Inch	MM	Inch	MM	Inch	MM	Inch
		A	B		C		D		E	
J02JF07	1/8	7/16-20	14.3	0.56						

J Series

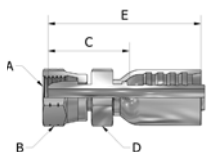
FO - Female O-Ring Face Seal Swivel Straight



Part Number	Products Description									
	Hose In-Dia	Thread UNF	Nut Hex		Tail-Growth		Nipple OD		Overall Length	
			MM	Inch	MM	Inch	MM	Inch	MM	Inch
		A	B		C		D		E	
J02FO09	1/8	9/16-18	17.5	0.69	29.0	1.14	14.3	0.56		

J Series

MF - Metric Female Ball Nose

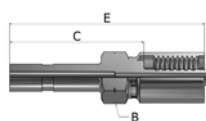


(LL) = Extra Light Series Metric
(S) = Heavy Series Metric

Part Number	Products Description										
	Hose In-Dia	DIN	Thread Metric	Nut Hex		Tail-Growth		Nipple Hex		Overall Length	
				MM	Inch	MM	Inch	MM	Inch		
			A	B		C		D		E	
J02MF0610C	1/8	(LL)	M10*1P	11.6	0.45						
J02MF0614A	1/8	(S)	M14*1.5P	15.8	0.62			14.0	0.55		

J Series

SP - Stand Pipe Straight



Part Number	Products Description									
	Hose In-Dia	Length		OD		Tail-Growth		Overall Length		
		MM	Inch	MM	Inch	MM	Inch	MM	Inch	
				B		C				
J02SP06	1/8		22.0	0.87	6.0	0.24				

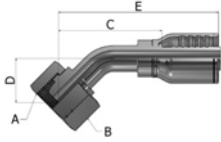


Grease Hose Tails - Crimp On

45 Degree

J Series

MF - Metric Female Ball Nose 45° Elbow 24° Cone

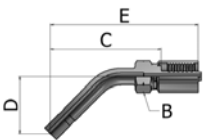


Part Number	Hose In-Dia	DIN	Thread METRIC		Nut Hex		Tail-Growth		Drop		Overall Length	
					MM	Inch	MM	Inch	MM	Inch	MM	Inch
			A	B	C		D		E			
J02MF0610C45	1/8	(LL)	M10*1P		11.6	0.45						

(LL) = Extra Light Series Metric

J Series

SP - Stand Pipe 45° Elbow

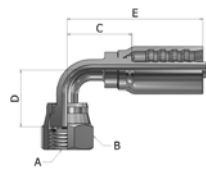


Part Number	Products Description										
	Hose In-Dia	OD		Tail-Growth		Drop		Overall Length			
		MM	Inch	MM	Inch	MM	Inch	MM	Inch		
B			C		D		E				
J02SP0645	1/8	6.0	0.24								

90 Degree

J Series

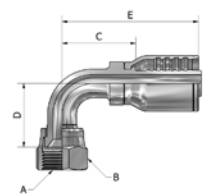
BF - BSP Female Parallel Pipe Swivel 90° Elbow 60° Cone



Part Number	Products Description										
	Hose In-Dia	Thread PF	Nut Hex		Tail-Growth		Drop		Overall Length		
			MM	Inch	MM	Inch	MM	Inch	MM	Inch	
A		B		C		D		E			
J02BF0290-25MM	1/8	1/8-28	14.0	0.55			25.0	0.98			

J Series

JF - JIC Female 37° Swivel 90° Elbow



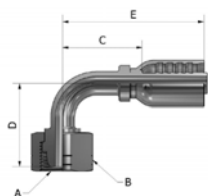
Part Number	Products Description										
	Hose In-Dia	Thread UNF	Nut Hex		Tail-Growth		Drop		Overall Length		
			MM	Inch	MM	Inch	MM	Inch	MM	Inch	
A		B		C		D					
J02JF0790-21.1MM	1/8	7/16-20	14.3	0.56	24.2	0.95	21.1	0.83			

Grease Hose Tails - Crimp On

90 Degree

J Series

MF - Metric Female Ball Nose 90° Elbow

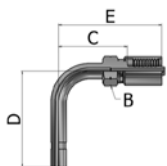


(LL) = Extra Light Series Metric

Part Number	Products Description										
	Hose In-Dia	DIN	Thread Metric	Nut Hex		Tail-Growth		Drop		Overall Length	
				MM	Inch	MM	Inch	MM	Inch		
			A	B		C		D			
J02MF0610C90-23.8MM	1/8	(LL)	M10*1P	11.6	0.45			23.8	0.93		


J Series

SP - Stand Pipe 90° Elbow



Part Number	Products Description									
	Hose In-Dia	OD		Tail-Growth		Drop		Overall Length		
		MM	Inch	MM	Inch	MM	Inch	MM	Inch	
		B		C		D		E		
J02SP0690-37MM	1/8	6.0	0.24			37.0	1.45			





STOCKS YOU CAN COUNT ON

Taipan has a goal of 100% supply rate. We aim to have whatever you need from our standard range, whenever you need it. We know it is a big ask but we can assure you that we are constantly working on it.

Cooperation and communication with our customers set us above our competitors. Taipan encourages great working relationships with suppliers and customers to reduce availability problems, delays, and quality issues.

We stock over 7000 hose, hose tail, adaptor and accessory products at our distribution hubs in

Caboolture, Rocklea, Melbourne, Perth and Adelaide. Our international supply chain includes over 50 hand picked, world-class component manufacturers in 17 countries across Europe, North America and Asia-Pacific.

www.taipan.com.au



TAIPAN
Hydraulic Hose Systems